

DREIER RACING 2026. - SUMMERSESSION

15.06.2026.

Grobnik 4,168 km

Practice

15.6.2026. 09:00

Practice started at 9:00:00

Lap	Time of Day	Lap Tm	S1	S2	S3
(19) Uli DIETRICH					
1	9:10:40.140	2:03.601	43.801	42.082	37.718
2	9:12:38.376	1:58.236	44.758	38.030	35.448
3	9:14:39.507	2:01.131	44.817	41.982	34.332
4	9:16:30.719	1:51.212	41.969	35.627	33.616
p5	9:18:37.614	2:06.895	47.027	42.368	
6	9:46:00.680	27:23.066		34.283	31.818
7	9:47:48.557	1:47.877	39.287	35.739	32.851
8	9:49:30.701	1:42.144	39.240	32.578	30.326
9	9:51:12.122	1:41.421	37.022	32.712	31.687
10	9:52:50.833	1:38.711	37.126	31.911	29.674
p11	9:54:31.652	1:40.819	36.577	32.457	
12	10:03:52.107	9:20.455		32.636	27.971
13	10:05:25.445	1:33.338	34.651	31.111	27.576
14	10:06:57.811	1:32.366	34.673	30.448	27.245
15	10:08:29.690	1:31.879	34.783	30.051	27.045
p16	10:10:08.332	1:38.642	34.887	32.631	
17	11:31:06.024	2:07:57.692		31.327	27.741
18	11:32:38.507	1:32.483	34.631	30.498	27.354
19	11:34:10.421	1:31.914	34.409	30.267	27.238
20	11:35:42.436	1:32.015	34.383	30.228	27.404
21	11:37:15.030	1:32.594	34.582	30.548	27.464
p22	11:38:55.282	1:40.252	34.931	30.974	
23	12:46:44.574	2:07:49.292		32.255	28.950
(3) Marcel ELFTMANN					
1	10:05:22.951	1:37.698	36.447	32.337	28.914
2	10:06:58.905	1:35.954	35.797	31.579	28.578
3	10:08:34.331	1:35.426	35.494	31.559	28.373
4	10:10:10.520	1:36.189	35.691	32.005	28.493
5	10:11:46.511	1:35.991	35.643	31.987	28.361
6	10:13:21.624	1:35.113	35.527	31.370	28.216
p7	10:15:04.348	1:42.724	36.784	31.745	
8	12:45:02.467	2:29:58.119		32.760	28.300
9	12:46:36.844	1:34.377	35.395	31.230	27.752
10	12:48:09.444	1:32.600	34.313	30.732	27.555
11	12:49:41.720	1:32.276	34.469	30.325	27.482
12	12:51:13.951	1:32.231	34.124	30.557	27.550
p13	12:52:52.647	1:38.696	35.717	31.480	
(37) Felix KAUERTZ					
1	10:05:18.660	2:14.580		31.290	28.930
2	10:06:53.341	1:34.681	35.291	30.848	28.542
3	10:08:27.812	1:34.471	34.957	31.028	28.486
4	10:10:04.826	1:37.014	36.102	31.928	28.984
5	10:11:39.625	1:34.799	35.330	31.000	28.469
6	10:13:14.966	1:35.341	34.715	31.586	29.040
7	10:14:51.161	1:36.195	35.787	31.911	28.497
8	10:16:24.854	1:33.693	34.871	30.614	28.208
p9	10:18:05.780	1:40.926	34.528	30.985	
10	11:25:47.650	2:07:41.870		31.765	28.860
11	11:27:22.216	1:34.566	35.296	31.093	28.177
12	11:28:55.743	1:33.527	34.490	30.837	28.200
13	11:30:28.438	1:32.695	34.444	30.404	27.847
14	11:32:01.175	1:32.737	34.338	30.414	27.985
15	11:33:33.651	1:32.476	34.232	30.330	27.914
16	11:35:06.418	1:32.767	34.285	30.429	28.053
17	11:36:38.703	1:32.285	34.173	30.111	28.001
p18	11:38:18.162	1:39.459	34.238	31.429	
19	12:44:18.653	2:06:00.491		30.872	29.286
20	12:45:53.241	1:34.588	35.158	30.867	28.563
21	12:47:26.342	1:33.101	34.701	30.426	27.974
22	12:48:58.702	1:32.360	34.163	30.118	28.079
23	12:50:31.268	1:32.566	34.080	30.339	28.147
24	12:52:04.190	1:32.922	34.278	30.258	28.386
25	12:53:37.898	1:33.708	34.163	30.988	28.557
26	12:55:10.150	1:32.252	34.160	30.103	27.989

Lap	Time of Day	Lap Tm	S1	S2	S3
27	12:56:42.645	1:32.495	34.168	30.265	28.062
p28	12:58:19.461	1:36.816	33.996	29.966	
(10) Ben KUGLER					
1	10:04:33.563	1:36.042	35.120	32.060	28.862
2	10:06:09.274	1:35.711	35.058	31.943	28.710
3	10:07:44.627	1:35.353	35.090	31.700	28.563
4	10:09:20.671	1:36.044	35.380	32.215	28.449
5	10:10:55.042	1:34.371	34.956	31.190	28.225
6	10:12:27.997	1:32.955	34.223	30.745	27.987
p7	10:14:08.615	1:40.618	34.314	30.758	
8	11:25:01.603	2:10:52.988		31.553	29.326
9	11:26:34.897	1:33.294	34.275	30.904	28.115
10	11:28:09.861	1:34.964	34.765	31.661	28.538
p11	11:29:50.841	1:40.980	35.385	31.678	
12	11:31:50.459	1:59.618		31.730	28.764
13	11:33:23.342	1:32.883	34.150	30.746	27.987
14	11:34:57.344	1:34.002	34.656	31.096	28.250
15	11:36:30.211	1:32.867	34.149	30.734	27.984
p16	11:38:17.382	1:47.171	37.334	32.976	
17	12:44:19.772	2:06:02.390		31.739	29.166
18	12:45:53.206	1:33.434	34.540	30.942	27.952
19	12:47:26.526	1:33.320	34.287	30.780	28.253
20	12:48:59.347	1:32.821	34.316	30.547	27.958
21	12:50:32.223	1:32.876	34.085	30.681	28.110
22	12:52:05.737	1:33.514	34.879	30.551	28.084
23	12:53:38.248	1:32.511	33.945	30.722	27.844
24	12:55:13.284	1:35.036	34.933	31.843	28.260
25	12:56:45.688	1:32.404	33.995	30.594	27.815
p26	12:58:34.733	1:49.045	38.275	32.909	
(195) Raphael STOBER					
1	10:04:32.784	1:36.762	36.447	32.073	28.242
2	10:06:08.642	1:35.858	35.644	31.906	28.308
3	10:07:44.062	1:35.420	35.492	31.683	28.245
4	10:09:20.062	1:36.000	35.791	32.170	28.039
p5	10:10:59.336	1:39.274	36.206	32.042	
6	11:25:51.970	2:14:52.634		32.520	28.898
7	11:27:27.275	1:35.305	35.732	31.583	27.990
8	11:29:01.703	1:34.428	35.204	31.318	27.906
9	11:30:35.674	1:33.971	35.115	31.190	27.666
p10	11:32:15.657	1:39.983	35.313	32.393	
11	12:44:11.617	2:11:55.960		32.582	29.107
12	12:45:47.463	1:35.846	35.933	31.882	28.031
13	12:47:21.983	1:34.520	35.206	31.446	27.868
14	12:48:56.828	1:34.845	35.361	31.420	28.064
15	12:50:31.508	1:34.680	35.373	31.520	27.787
p16	12:52:11.281	1:39.773	36.180	31.723	
(85) Varosi SZABOLCS					
1	11:28:09.677	1:36.103	35.898	31.405	28.800
2	11:29:44.497	1:34.820	35.483	31.100	28.237
3	11:31:18.910	1:34.413	35.369	31.089	27.955
p4	11:32:57.964	1:39.054	35.163	32.219	
(38) Patrick LEDERMANN					
1	10:09:59.161	4:21.163		33.390	28.954
2	10:11:37.077	1:37.916	36.491	32.797	28.628
3	10:13:14.278	1:37.201	36.263	32.265	28.673
p4	10:14:56.848	1:42.570	36.319	32.684	
5	11:27:25.164	2:12:28.316		32.305	27.950
6	11:29:00.103	1:34.939	35.430	31.448	28.061
7	11:30:34.882	1:34.779	35.277	31.722	27.780
p8	11:32:14.815	1:39.933	35.856	32.026	
9	12:45:33.581	2:13:18.766		32.439	28.643
10	12:47:09.215	1:35.634	35.814	31.938	27.882
11	12:48:44.533	1:35.318	35.277	31.411	28.630
12	12:50:20.661	1:36.128	35.866	32.104	28.158

DREIER RACING 2026. - SUMMERSESSION

15.06.2026.

Grobnik 4,168 km

Practice

15.6.2026. 09:00

Practice started at 9:00:00

Lap	Time of Day	Lap Tm	S1	S2	S3
13	12:51:56.690	1:36.029	35.913	31.965	28.151
p14	12:53:40.637	1:43.947	36.586	33.000	

(265) Murat SERER					
Lap	Time of Day	Lap Tm	S1	S2	S3
1	10:05:40.203	1:37.707	37.249	32.336	28.122
2	10:07:16.619	1:36.416	36.313	31.823	28.280
3	10:08:53.983	1:37.364	36.607	31.901	28.856
p4	10:10:43.829	1:49.846	39.221	33.325	
5	11:26:16.902	1:15:33.073		32.961	29.008
6	11:27:53.077	1:36.175	36.393	31.561	28.221
7	11:29:28.089	1:35.012	36.162	31.088	27.762
8	11:31:05.482	1:37.393	35.579	33.672	28.142
9	11:32:40.486	1:35.004	35.375	31.242	28.387
p10	11:34:21.335	1:40.849	35.448	31.093	
11	12:46:57.236	1:12:35.901		33.449	28.624
12	12:48:34.643	1:37.407	36.648	32.195	28.564
13	12:50:11.346	1:36.703	36.494	31.804	28.405
p14	12:51:56.983	1:45.637	36.779	32.089	

(44) Jessica JUNKER					
Lap	Time of Day	Lap Tm	S1	S2	S3
p1	9:06:26.661	2:38.417	55.920	52.499	
2	10:04:00.911	57:34.250		33.662	29.682
3	10:05:37.915	1:37.004	36.432	32.052	28.520
4	10:07:15.098	1:37.183	36.284	32.321	28.578
5	10:08:51.340	1:36.242	36.234	31.781	28.227
6	10:10:26.639	1:35.299	35.662	31.732	27.905
p7	10:12:14.255	1:47.616	36.737	33.207	
8	10:24:29.418	12:15.163		44.408	37.649
9	10:26:32.856	2:03.438	44.940	40.808	37.690
10	10:28:28.275	1:55.419	43.300	38.185	33.934
11	10:30:26.970	1:58.695	43.866	40.801	34.028
12	10:32:19.887	1:52.917	41.250	39.144	32.523
13	10:34:13.893	1:54.006	41.218	39.895	32.893
14	10:36:01.771	1:47.878	39.793	36.006	32.079
p15	10:37:59.222	1:57.451	43.119	35.552	
16	11:44:52.589	1:06:53.367		41.992	34.598
17	11:46:43.025	1:50.436	40.513	38.075	31.848
18	11:48:36.368	1:53.343	43.986	37.555	31.802
19	11:50:27.810	1:51.442	41.855	38.027	31.560
20	11:52:22.114	1:54.304	42.375	37.044	34.885
21	11:54:14.710	1:52.596	42.681	37.608	32.307
22	11:56:05.815	1:51.105	40.620	39.061	31.424
p23	11:58:03.464	1:57.649	39.861	35.969	
24	12:46:44.295	48:40.831		32.314	28.865
25	12:48:19.752	1:35.457	35.971	31.592	27.894
26	12:49:55.143	1:35.391	35.841	31.392	28.158
27	12:51:30.456	1:35.313	35.814	31.380	28.119
28	12:53:05.633	1:35.177	35.598	31.269	28.310
p29	12:55:02.491	1:56.858	38.161	34.970	

(281) Ivan VRBANCIC					
Lap	Time of Day	Lap Tm	S1	S2	S3
1	9:45:06.712	1:50.104	38.718	36.939	34.447
2	9:46:49.842	1:43.130	39.101	34.909	29.120
3	9:48:29.439	1:39.597	35.958	33.563	30.076
4	9:50:10.015	1:40.576	36.818	34.595	29.163
p5	9:51:56.714	1:46.699	35.824	32.285	
6	11:05:31.888	1:13:35.174		34.387	30.672
7	11:07:13.325	1:41.437	36.644	33.942	30.851
8	11:08:54.968	1:41.643	37.821	33.229	30.593
9	11:10:33.479	1:38.511	37.894	32.035	28.582
10	11:12:10.538	1:37.059	35.486	31.619	29.954
11	11:13:45.826	1:35.288	35.593	31.429	28.266
p12	11:15:44.475	1:58.649	36.162	39.537	
13	12:26:18.285	1:10:33.810		32.788	28.797
14	12:27:53.474	1:35.189	35.205	31.504	28.480
p15	12:29:37.182	1:43.708	35.614	31.762	

(994) BALTA

Lap	Time of Day	Lap Tm	S1	S2	S3
1	11:07:19.273	1:42.206	37.967	33.360	30.879
2	11:08:55.713	1:36.440	36.226	31.589	28.625
3	11:10:33.401	1:37.688	37.278	32.018	28.392
p4	11:12:13.042	1:39.641	35.372	31.656	
5	12:26:14.009	1:14:00.967		32.378	28.994
6	12:27:49.447	1:35.438	35.296	31.885	28.257
p7	12:29:28.981	1:39.534	35.483	32.305	

(83) Manuel SCHIFT					
Lap	Time of Day	Lap Tm	S1	S2	S3
1	10:05:29.893	1:37.576	35.992	32.093	29.491
2	10:07:06.704	1:36.811	36.117	31.472	29.222
3	10:08:43.116	1:36.412	35.636	31.348	29.428
4	10:10:19.297	1:36.181	35.763	31.296	29.122
p5	10:12:00.601	1:41.304	36.241	32.118	
6	11:25:32.026	1:13:31.425		31.916	29.475
7	11:27:08.485	1:36.459	35.540	31.373	29.546
8	11:28:44.515	1:36.030	35.659	31.318	29.053
9	11:30:20.368	1:35.853	35.396	31.010	29.447
p10	11:31:59.075	1:38.707	35.491	31.200	
11	12:42:53.518	1:10:54.443		32.302	30.057
12	12:44:29.496	1:35.978	35.434	31.202	29.342
13	12:46:05.008	1:35.512	35.443	31.161	28.908
14	12:47:40.491	1:35.483	35.177	31.136	29.170
p15	12:49:21.403	1:40.912	36.411	32.154	

(721) Loris EPPRECHT					
Lap	Time of Day	Lap Tm	S1	S2	S3
1	10:04:51.397	1:41.141	38.571	32.741	29.829
2	10:06:30.519	1:39.122	36.944	32.546	29.632
3	10:08:11.446	1:40.927	36.903	34.335	29.689
4	10:09:49.071	1:37.625	36.276	32.238	29.111
5	10:11:25.974	1:36.903	35.847	31.787	29.269
p6	10:13:05.981	1:40.007	36.177	31.727	
7	11:26:32.848	1:13:26.867		32.392	28.962
8	11:28:09.138	1:36.290	36.099	31.504	28.687
9	11:29:44.642	1:35.504	35.789	31.131	28.584
10	11:31:20.396	1:35.754	35.876	31.123	28.755
11	11:32:56.870	1:36.474	35.960	31.365	29.149
12	11:34:33.068	1:36.198	35.969	31.407	28.822
p13	11:36:12.113	1:39.045	36.285	31.543	
14	12:44:35.707	1:08:23.594		31.863	29.115
15	12:46:12.271	1:36.564	35.920	31.584	29.060
16	12:47:48.352	1:36.081	35.944	31.389	28.748
17	12:49:25.055	1:36.703	35.864	32.212	28.627
18	12:51:01.735	1:36.680	36.103	31.530	29.047
19	12:52:38.074	1:36.339	35.942	31.344	29.053
20	12:54:14.500	1:36.426	35.866	31.655	28.905
p21	12:55:53.121	1:38.621	35.714	31.441	

(15) Yasin AKGÖZ					
Lap	Time of Day	Lap Tm	S1	S2	S3
1	10:05:32.689	1:38.974	37.497	32.573	28.904
2	10:07:09.466	1:36.777	36.426	31.912	28.439
3	10:08:45.993	1:36.527	36.033	31.751	28.743
p4	10:10:29.743	1:43.750	36.532	32.421	
5	11:29:25.044	1:18:55.301		33.903	29.403
6	11:31:03.926	1:38.882	37.983	32.361	28.538
7	11:32:40.601	1:36.675	35.820	32.057	28.798
8	11:34:18.064	1:37.463	36.048	31.216	30.199
9	11:35:55.624	1:37.560	36.796	32.498	28.266
10	11:37:31.592	1:35.968	35.925	32.138	27.905
p11	11:39:12.037	1:40.445	35.721	31.840	
12	12:48:25.387	1:09:13.350		32.579	28.564
13	12:50:01.962	1:36.575	36.396	32.329	27.850
14	12:51:38.449	1:36.487	36.127	32.183	28.177
15	12:53:14.181	1:35.732	35.756	31.786	28.190
16	12:54:50.264	1:36.083	35.965	31.770	28.348
17	12:56:25.824	1:35.560	35.916	31.836	27.808
p18	12:58:05.162	1:39.338	35.370	31.519	

Orbits

DREIER RACING 2026. - SUMMERSESSION

15.06.2026.

Grobnik 4,168 km

Practice

15.6.2026. 09:00

Practice started at 9:00:00

Lap	Time of Day	Lap Tm	S1	S2	S3
(929) Toufik BOUJATOUY					
1	10:04:48.428	1:40.126	37.143	33.795	29.188
2	10:06:25.847	1:37.419	37.124	31.740	28.555
3	10:08:03.330	1:37.483	36.621	32.454	28.408
4	10:09:39.841	1:36.511	36.271	31.735	28.505
5	10:11:16.378	1:36.537	36.364	31.672	28.501
p6	10:12:59.835	1:43.457	36.547	31.681	
7	11:29:24.368	1:16:24.533		35.439	31.870
8	11:31:02.853	1:38.485	38.448	31.736	28.301
9	11:32:38.435	1:35.582	35.935	31.487	28.160
p10	11:34:20.360	1:41.925	36.034	31.409	
11	11:37:32.553	3:12.193		32.156	28.466
p12	11:39:13.670	1:41.117	35.631	31.870	
13	12:48:23.507	1:09:09.837		32.136	28.639
14	12:49:59.380	1:35.873	36.138	31.385	28.350
15	12:51:35.231	1:35.851	35.858	31.306	28.687
16	12:53:11.038	1:35.807	36.062	31.364	28.381
17	12:54:47.216	1:36.178	35.781	31.901	28.496
18	12:56:23.040	1:35.824	35.876	31.837	28.111
p19	12:58:03.616	1:40.576	35.888	31.340	

Lap	Time of Day	Lap Tm	S1	S2	S3
8	11:34:37.647	2:03.745		31.913	29.797
p9	11:36:30.131	1:52.484	35.924	31.802	
10	12:44:57.653	1:08:27.522		32.484	29.947
11	12:46:34.788	1:37.135	35.745	31.693	29.697
12	12:48:11.131	1:36.343	35.527	31.605	29.211
13	12:49:47.252	1:36.121	35.392	31.284	29.445
14	12:51:25.134	1:37.882	36.419	31.792	29.671
p15	12:53:15.274	1:50.140	35.598	31.259	
(211) Andreas AREGGER					
1	11:32:42.258	1:36.319	36.394	31.848	28.077
2	11:34:18.576	1:36.318	35.770	31.662	28.886
p3	11:36:01.123	1:42.547	37.142	32.502	
4	12:43:54.239	1:07:53.116		32.684	28.812
5	12:45:31.205	1:36.966	36.137	32.177	28.652
6	12:47:07.384	1:36.179	35.931	31.997	28.251
7	12:48:44.463	1:37.079	36.148	32.095	28.836
8	12:50:21.854	1:37.391	36.575	32.226	28.590
9	12:51:58.588	1:36.734	36.148	32.216	28.370
p10	12:53:46.113	1:47.525	36.485	34.616	

Lap	Time of Day	Lap Tm	S1	S2	S3
(860) Klaus WOLFSGRUBER					
1	12:44:30.205	1:36.599	36.122	31.398	29.079
2	12:46:06.168	1:35.963	35.537	31.303	29.123
3	12:47:44.477	1:38.309	36.196	32.589	29.524
4	12:49:21.276	1:36.799	35.849	31.753	29.197
5	12:50:58.463	1:37.187	36.071	31.833	29.283
6	12:52:35.664	1:37.201	35.978	31.898	29.325
p7	12:54:18.509	1:42.845	36.575	33.352	

Lap	Time of Day	Lap Tm	S1	S2	S3
(17) Denis FURAC					
1	10:05:13.123	1:38.049	36.347	32.524	29.178
2	10:06:50.559	1:37.436	36.009	32.405	29.022
3	10:08:27.255	1:36.696	35.886	32.160	28.650
4	10:10:04.575	1:37.320	36.002	32.132	29.186
p5	10:11:47.960	1:43.385	36.579	31.815	
6	11:25:17.187	1:13:29.227		32.655	29.212
7	11:26:54.729	1:37.542	36.383	32.253	28.906
8	11:28:31.229	1:36.500	35.782	32.257	28.461
9	11:30:07.766	1:36.537	36.010	31.800	28.727
10	11:31:45.152	1:37.386	36.011	32.317	29.058
11	11:33:22.187	1:37.035	35.950	32.200	28.885
12	11:34:59.574	1:37.387	36.367	32.034	28.986
13	11:36:36.130	1:36.556	35.893	31.990	28.673
p14	11:38:22.123	1:45.993	35.949	32.037	

Lap	Time of Day	Lap Tm	S1	S2	S3
(306) Sven MOLITOR					
1	10:04:42.550	1:40.024	36.207	33.543	30.274
2	10:06:20.813	1:38.263	36.053	32.305	29.905
3	10:07:58.832	1:38.019	35.922	32.034	30.063
4	10:09:36.221	1:37.389	35.867	31.810	29.712
5	10:11:13.601	1:37.380	35.985	31.765	29.630
6	10:12:51.758	1:38.157	35.852	31.929	30.376
7	10:14:29.593	1:37.835	36.130	31.755	29.950
8	10:16:07.595	1:38.002	35.959	31.999	30.044
p9	10:17:50.070	1:42.475	35.974	31.598	
10	11:25:34.386	1:07:44.316		31.887	29.309
11	11:27:12.684	1:38.298	36.291	32.434	29.573
12	11:28:49.507	1:36.823	35.922	31.671	29.230
13	11:30:25.892	1:36.385	35.480	31.512	29.393
14	11:32:02.141	1:36.249	35.502	31.734	29.013
15	11:33:38.282	1:36.141	35.343	31.592	29.206
16	11:35:15.016	1:36.734	35.337	31.936	29.461
17	11:36:51.269	1:36.253	35.316	31.586	29.351
p18	11:38:33.467	1:42.198	35.402	32.559	
19	12:43:54.281	1:05:20.814		32.415	30.072
20	12:45:32.899	1:38.618	36.250	32.629	29.739
21	12:47:08.938	1:36.039	35.223	31.565	29.251
22	12:48:45.759	1:36.821	35.776	31.847	29.198
23	12:50:23.124	1:37.365	35.666	32.375	29.324
24	12:51:59.741	1:36.617	35.614	31.851	29.152
25	12:53:37.778	1:38.037	35.530	32.950	29.557
26	12:55:14.615	1:36.837	35.276	31.911	29.650
27	12:56:55.942	1:41.327	37.756	32.315	31.256
p28	12:58:36.126	1:40.184	35.835	31.705	

Lap	Time of Day	Lap Tm	S1	S2	S3
(144) Cem-Louis YÜCE					
1	10:06:28.255	1:38.250	36.791	31.914	29.545
2	10:08:06.155	1:37.900	36.896	31.899	29.105
3	10:09:43.288	1:37.133	36.060	31.960	29.113
p4	10:11:30.469	1:47.181	37.168	33.361	
5	11:26:29.609	1:14:59.140		32.741	29.725
6	11:28:07.251	1:37.642	36.431	32.072	29.139
7	11:29:43.938	1:36.687	36.313	31.582	28.792
8	11:31:20.782	1:36.844	35.626	31.905	29.313
9	11:32:58.105	1:37.323	36.376	31.885	29.062
p10	11:34:42.204	1:44.099	36.325	32.458	

Lap	Time of Day	Lap Tm	S1	S2	S3
(41) Florian NAUMANN					
1	10:05:38.826	1:37.769	36.477	32.055	29.237
2	10:07:16.255	1:37.429	35.591	32.527	29.311
p3	10:08:58.880	1:42.625	35.731	31.842	
4	11:27:34.482	1:18:35.602		32.986	29.872
5	11:29:11.787	1:37.305	35.800	31.767	29.738
6	11:30:48.516	1:36.729	35.693	31.468	29.568
p7	11:32:33.902	1:45.386	35.754	31.800	

Lap	Time of Day	Lap Tm	S1	S2	S3
(269) Kurt FALLEGGGER					
1	10:05:42.848	1:38.615	37.403	32.403	28.809
2	10:07:21.440	1:38.592	36.847	32.409	29.336
3	10:09:00.565	1:39.125	36.819	32.770	29.536
p4	10:10:49.547	1:48.982	38.014	33.733	
5	11:26:46.922	1:15:57.375		33.279	28.747
6	11:28:23.734	1:36.812	35.910	32.262	28.640
7	11:30:01.168	1:37.434	36.180	32.482	28.772
8	11:31:39.327	1:38.159	36.371	32.554	29.234
p9	11:33:27.482	1:48.155	36.499	33.786	
10	11:36:49.199	3:21.717		32.521	29.732
p11	11:38:36.469	1:47.270	37.000	33.772	
12	12:44:38.925	1:06:02.456		32.935	29.127
13	12:46:15.682	1:36.757	35.762	32.235	28.760
14	12:47:52.414	1:36.732	36.073	32.038	28.621
15	12:49:29.759	1:37.345	36.051	32.354	28.940
16	12:51:08.437	1:38.678	36.309	33.049	29.320
17	12:52:46.428	1:37.991	36.020	32.837	29.134
p18	12:54:32.081	1:45.653	36.651	32.682	

DREIER RACING 2026. - SUMMERSESSION

15.06.2026.

Grobnik 4,168 km

Practice

15.6.2026. 09:00

Practice started at 9:00:00

Lap	Time of Day	Lap Tm	S1	S2	S3
(131) Rene BECKER					
1	10:08:25.469	1:44.044	39.318	34.166	30.560
2	10:10:07.801	1:42.332	38.213	33.646	30.473
3	10:11:48.610	1:40.809	37.648	33.659	29.502
4	10:13:28.862	1:40.252	37.534	33.259	29.459
5	10:15:09.459	1:40.597	37.355	33.467	29.775
p6	10:16:53.193	1:43.734	37.512	32.894	
7	11:25:33.977	..08:40.784		33.441	29.692
8	11:27:12.955	1:38.978	37.557	32.582	28.839
9	11:28:50.090	1:37.135	36.748	31.753	28.634
p10	11:30:28.854	1:38.764	36.131	32.077	
11	12:46:37.594	..16:08.740		32.691	28.679
12	12:48:14.483	1:36.889	36.444	31.776	28.669
13	12:49:51.237	1:36.754	36.278	31.913	28.563
p14	12:51:31.669	1:40.432	36.631	31.948	

Lap	Time of Day	Lap Tm	S1	S2	S3
(00) Massimiliano DE BORTOLI					
1	9:45:41.772	1:46.875	38.234	37.559	31.082
2	9:47:24.927	1:43.155	38.290	34.576	30.289
3	9:49:06.333	1:41.406	37.112	33.868	30.426
4	9:50:49.908	1:43.575	37.915	33.892	31.768
5	9:52:32.929	1:43.021	37.557	33.428	32.036
6	9:54:13.145	1:40.216	37.040	33.099	30.077
7	9:55:59.392	1:46.247	37.245	35.229	33.773
p8	9:57:59.186	1:59.794	38.153	34.266	
9	11:05:12.944	..07:13.758		34.199	29.042
10	11:06:53.537	1:40.593	37.159	34.284	29.150
11	11:08:31.815	1:38.278	36.423	32.623	29.232
12	11:10:12.909	1:41.094	37.620	33.336	30.138
13	11:11:52.547	1:39.638	36.802	33.243	29.593
14	11:13:32.776	1:40.229	36.999	33.838	29.392
p15	11:15:33.939	2:01.163	37.932	38.472	
16	12:24:35.064	..09:01.125		33.491	29.402
17	12:26:12.619	1:37.555	36.184	32.318	29.053
18	12:27:50.593	1:37.974	36.731	32.657	28.586
p19	12:29:35.486	1:44.893	36.607	32.757	

Lap	Time of Day	Lap Tm	S1	S2	S3
(600) Roland STRAB					
1	9:46:08.579	1:44.451	38.960	35.443	30.048
2	9:47:51.433	1:42.854	38.352	34.195	30.307
3	9:49:30.571	1:39.138	37.004	33.543	28.591
4	9:51:11.117	1:40.546	35.950	33.584	31.012
5	9:52:48.808	1:37.691	36.786	32.036	28.869
p6	9:54:29.350	1:40.542	36.631	33.280	
7	11:04:56.709	..10:27.359		35.174	29.433
8	11:06:38.138	1:41.429	39.097	33.204	29.128
9	11:08:20.063	1:41.925	39.038	33.849	29.038
10	11:10:00.716	1:40.653	37.606	33.583	29.464
11	11:11:40.296	1:39.580	37.556	33.711	28.313
12	11:13:18.413	1:38.117	36.462	31.825	29.830
p13	11:15:04.972	1:46.559	36.264	32.685	
14	12:24:56.205	..09:51.233		32.907	29.446
15	12:26:34.877	1:38.672	37.238	32.663	28.771
16	12:28:12.704	1:37.827	36.322	32.335	29.170
p17	12:29:58.212	1:45.508	36.696	33.093	

Lap	Time of Day	Lap Tm	S1	S2	S3
(25) Stefanetti GINO					
1	9:45:05.099	1:48.671	40.140	35.753	32.778
2	9:46:51.848	1:46.749	41.046	35.348	30.355
3	9:48:33.192	1:41.344	38.220	33.404	29.720
4	9:50:15.081	1:41.889	38.055	33.102	30.732
5	9:51:59.181	1:44.100	37.882	35.497	30.721
6	9:53:39.088	1:39.907	37.363	32.590	29.954
7	9:55:21.206	1:42.118	38.159	33.977	29.982
p8	9:57:08.259	1:47.053	37.257	32.973	
9	11:04:42.604	..07:34.345		34.088	29.989
10	11:06:24.394	1:41.790	37.585	34.525	29.680

Lap	Time of Day	Lap Tm	S1	S2	S3
11	11:08:03.039	1:38.645	36.925	32.578	29.142
12	11:09:40.761	1:37.722	36.595	32.354	28.773
13	11:11:18.786	1:38.025	36.760	32.298	28.967
14	11:12:57.042	1:38.256	36.787	32.448	29.021
p15	11:14:39.334	1:42.292	36.556	32.315	
16	12:23:44.883	..09:05.549		33.491	29.918
17	12:25:25.647	1:40.764	37.498	33.419	29.847
18	12:27:05.074	1:39.427	37.384	32.699	29.344
19	12:28:44.097	1:39.023	37.084	32.611	29.328
p20	12:30:41.327	1:57.230	38.181	37.682	

Lap	Time of Day	Lap Tm	S1	S2	S3
(178) Adam SMYK					
1	9:45:10.240	1:47.280	41.913	34.834	30.533
p2	9:47:11.788	2:01.548	40.896	38.165	
3	9:49:26.873	2:15.085	37.722	33.722	29.878
4	9:51:07.105	1:40.232	37.402	33.121	29.709
5	9:52:46.335	1:39.230	37.396	32.814	29.020
6	9:54:27.089	1:40.754	37.919	34.044	28.791
7	9:56:05.758	1:38.669	37.028	32.676	28.965
p8	9:58:06.562	2:00.804	37.779	39.611	
9	11:05:21.815	..07:15.253		34.077	29.824
10	11:07:05.094	1:43.279	38.956	34.948	29.375
11	11:08:48.538	1:43.444	38.535	34.832	30.077
12	11:10:27.460	1:38.922	37.144	32.874	28.904
13	11:12:08.669	1:41.209	37.786	34.338	29.085
14	11:13:46.580	1:37.911	36.939	32.656	28.316
p15	11:15:45.551	1:58.971	36.700	38.383	
16	12:24:59.611	..09:14.060		32.977	29.241
17	12:26:41.167	1:41.556	37.074	34.744	29.738
18	12:28:21.089	1:39.922	36.861	32.957	30.104
p19	12:30:12.750	1:51.661	38.995	35.855	

Lap	Time of Day	Lap Tm	S1	S2	S3
(973) Boris LJASCHKO					
1	9:47:03.115	1:43.472	38.168	33.670	31.634
2	9:48:44.964	1:41.849	38.384	33.741	29.724
3	9:50:28.776	1:43.812	37.920	34.711	31.181
4	9:52:11.305	1:42.529	37.865	33.656	31.008
p5	9:53:57.783	1:46.478	38.340	33.914	
6	11:05:29.056	..11:31.273		34.643	29.952
p7	11:07:16.311	1:47.255	36.971	35.342	
8	11:09:44.704	2:28.393		32.856	29.185
9	11:11:24.202	1:39.498	37.307	33.021	29.170
10	11:13:03.476	1:39.274	37.012	33.036	29.226
p11	11:14:49.983	1:46.507	37.215	33.045	
12	12:25:02.670	..10:12.687		33.590	29.458
13	12:26:41.704	1:39.034	37.175	32.409	29.450
14	12:28:19.656	1:37.952	36.668	32.483	28.801
p15	12:30:12.551	1:52.895	40.038	35.822	

Lap	Time of Day	Lap Tm	S1	S2	S3
(441) Andy SCHULTHEISS					
1	9:45:08.668	1:45.437	40.017	34.382	31.038
2	9:46:55.663	1:46.995	39.210	35.967	31.818
3	9:48:40.594	1:44.931	38.912	35.135	30.884
4	9:50:21.380	1:40.786	38.208	32.213	30.365
5	9:52:01.199	1:39.819	36.966	31.917	30.936
p6	9:53:43.030	1:41.831	36.706	32.788	
7	11:05:29.030	..11:46.000		32.670	30.271
8	11:07:10.730	1:41.700	37.610	33.911	30.179
9	11:08:51.348	1:40.618	37.305	33.255	30.058
10	11:10:29.546	1:38.198	36.581	31.894	29.723
11	11:12:11.614	1:42.068	37.437	33.306	31.325
12	11:13:52.525	1:40.911	37.528	33.351	30.032
p13	11:15:45.801	1:53.276	37.299	35.858	
14	12:26:00.136	..10:14.335		33.638	31.400
15	12:27:40.402	1:40.266	37.570	32.562	30.134
16	12:29:19.599	1:39.197	36.873	32.422	29.902
p17	12:31:15.481	1:55.882	42.661	35.478	

DREIER RACING 2026. - SUMMERSESSION

15.06.2026.

Grobnik 4,168 km

Practice

15.6.2026. 09:00

Practice started at 9:00:00

Lap	Time of Day	Lap Tm	S1	S2	S3
(177) Jason OSWALD					
1	9:47:40.594	1:44.629	38.355	33.969	32.305
2	9:49:25.780	1:45.186	39.088	36.478	29.620
p3	9:51:11.791	1:46.011	36.953	32.959	
4	12:24:18.449	1:33:06.658		33.919	30.519
5	12:25:58.190	1:39.741	37.563	32.903	29.275
6	12:27:36.481	1:38.291	36.412	32.497	29.382
p7	12:29:22.730	1:46.249	36.690	33.461	

Lap	Time of Day	Lap Tm	S1	S2	S3
(185) Fatih CELIK					
1	9:46:22.808	1:47.812	38.861	36.416	32.535
2	9:48:02.431	1:39.623	37.001	32.900	29.722
3	9:49:43.623	1:41.192	37.880	32.972	30.340
4	9:51:30.762	1:47.139	39.673	35.496	31.970
5	9:53:12.599	1:41.837	38.136	34.283	29.418
p6	9:55:00.346	1:47.747	36.254	33.047	
7	11:06:01.365	1:11:01.019		33.609	34.800
8	11:07:42.516	1:41.151	37.322	34.465	29.364
9	11:09:20.816	1:38.300	36.758	32.344	29.198
p10	11:11:11.285	1:50.469	36.435	32.365	
11	12:25:36.273	1:14:24.988		34.800	29.865
12	12:27:17.453	1:41.180	37.806	33.687	29.687
13	12:28:57.853	1:40.400	37.715	32.764	29.921
p14	12:30:53.747	1:55.894	40.973	36.996	

Lap	Time of Day	Lap Tm	S1	S2	S3
(13) Michael KRAUS					
1	9:47:13.977	1:42.335	38.062	34.156	30.117
2	9:48:54.033	1:40.056	36.691	32.747	30.618
3	9:50:33.923	1:39.890	37.832	32.491	29.567
4	9:52:15.808	1:41.885	36.956	34.733	30.196
p5	9:54:01.083	1:45.275	36.154	33.340	
6	11:05:09.102	1:11:08.019		33.600	29.524
7	11:06:48.219	1:39.117	36.530	33.084	29.503
8	11:08:26.732	1:38.513	36.359	33.187	28.967
9	11:10:08.265	1:41.533	38.517	33.725	29.291
10	11:11:47.144	1:38.879	36.581	33.119	29.179
11	11:13:26.083	1:38.939	36.754	32.866	29.319
p12	11:15:19.520	1:53.437	36.844	34.390	
13	12:24:51.739	1:09:32.219		35.703	30.090
14	12:26:31.410	1:39.671	37.099	33.135	29.437
15	12:28:12.685	1:41.275	38.872	33.024	29.379
p16	12:29:53.644	1:40.959	36.416	32.677	

Lap	Time of Day	Lap Tm	S1	S2	S3
(116) Julius DÖRN					
1	9:47:25.703	1:46.882	41.559	34.394	30.929
2	9:49:07.601	1:41.898	37.819	33.408	30.671
p3	9:50:55.084	1:47.483	37.841	33.023	
4	11:04:56.571	1:14:01.487		35.176	29.642
5	11:06:38.022	1:41.451	38.895	32.791	29.765
6	11:08:20.383	1:42.361	38.736	33.762	29.863
p7	11:10:04.197	1:43.814	38.082	33.905	
8	12:25:19.586	1:15:15.389		33.432	29.797
9	12:26:58.195	1:38.609	36.775	32.698	29.136
10	12:28:37.070	1:38.875	36.980	33.198	28.697
p11	12:30:28.054	1:50.984	37.974	34.497	

Lap	Time of Day	Lap Tm	S1	S2	S3
(63) Bernd DEGEN					
1	9:49:39.477	1:45.587	39.310	34.677	31.600
2	9:51:28.458	1:48.981	38.664	35.593	34.724
3	9:53:18.877	1:50.419	40.196	36.866	33.357
p4	9:55:13.705	1:54.828	40.563	36.540	
5	11:05:21.831	1:10:08.126		34.306	30.371
6	11:07:05.999	1:44.168	40.124	33.902	30.142
7	11:08:48.472	1:42.473	37.795	34.445	30.233
8	11:10:29.171	1:40.699	37.426	33.353	29.920
9	11:12:09.648	1:40.477	37.197	33.543	29.737
10	11:13:50.798	1:41.150	37.320	33.631	30.199
p11	11:15:49.796	1:58.998	36.939	37.545	

Lap	Time of Day	Lap Tm	S1	S2	S3
12	12:25:13.432	1:09:23.636		34.256	30.481
13	12:26:54.704	1:41.272	37.042	34.296	29.934
14	12:28:33.399	1:38.695	36.553	32.727	29.415
p15	12:30:27.216	1:53.817	36.251	36.199	

Lap	Time of Day	Lap Tm	S1	S2	S3
(134) Noah HARTMANN					
1	9:06:20.717	2:31.531	55.929	52.696	42.906
2	9:08:30.480	2:09.763	48.399	43.065	38.299
3	9:10:38.247	2:07.767	47.724	42.486	37.557
4	9:12:43.836	2:05.589	47.108	41.490	36.991
5	9:14:53.147	2:09.311	46.851	43.717	38.748
6	9:16:55.349	2:02.202	44.535	39.977	37.690
p7	9:19:02.500	2:07.151	44.180	40.406	
8	10:23:36.767	1:04:34.267		43.929	41.377
9	10:25:53.856	2:17.089	50.210	44.407	42.472
10	10:28:05.355	2:11.499	48.145	42.088	41.266
11	10:30:18.369	2:13.014	51.559	43.851	37.604
12	10:32:23.513	2:05.144	47.085	40.951	37.108
13	10:34:27.464	2:03.951	46.552	39.789	37.610
p14	10:36:51.694	2:24.230	50.500	42.493	
15	12:24:56.122	1:48:04.428		34.437	30.567
16	12:26:38.404	1:42.282	38.324	33.741	30.217
17	12:28:17.489	1:39.085	36.488	32.364	30.233
p18	12:30:05.879	1:48.390	37.175	33.937	

Lap	Time of Day	Lap Tm	S1	S2	S3
(99) Noah STRAB					
1	9:46:08.473	1:44.463	38.888	35.536	30.039
2	9:47:51.383	1:42.910	38.189	34.233	30.488
3	9:49:36.787	1:45.404	38.304	35.681	31.419
4	9:51:18.094	1:41.307	36.980	33.973	30.354
5	9:53:02.750	1:44.656	39.362	34.325	30.969
6	9:54:41.895	1:39.145	36.884	32.896	29.365
p7	9:56:30.074	1:48.179	37.736	33.282	
8	11:04:58.537	1:08:28.463		33.722	29.814
9	11:06:41.297	1:42.760	38.411	34.163	30.186
10	11:08:21.396	1:40.099	37.702	33.441	28.956
11	11:10:02.198	1:40.802	37.353	33.960	29.489
12	11:11:42.472	1:40.274	37.832	33.278	29.164
13	11:13:22.840	1:40.368	38.182	33.168	29.018
p14	11:15:17.095	1:54.255	37.864	34.591	
15	12:24:56.781	1:09:39.686		34.283	30.318
16	12:26:38.901	1:42.120	38.527	34.459	29.134
17	12:28:19.664	1:40.763	38.227	33.352	29.184
p18	12:30:10.074	1:50.410	39.858	34.511	

Lap	Time of Day	Lap Tm	S1	S2	S3
(379) Attila DERI					
1	10:07:38.902	1:46.411	39.833	35.338	31.240
2	10:09:24.944	1:46.042	39.930	35.423	30.689
3	10:11:08.514	1:43.570	39.085	34.306	30.179
4	10:12:51.601	1:43.087	38.689	33.850	30.548
p5	10:14:36.184	1:44.583	38.305	33.646	
6	12:44:20.014	1:29:43.830		34.174	30.902
7	12:46:02.683	1:42.669	38.659	34.064	29.946
8	12:47:45.570	1:42.887	38.788	34.210	29.889
9	12:49:27.442	1:41.872	37.998	34.210	29.664
10	12:51:08.994	1:41.552	37.912	33.600	30.040
11	12:52:48.828	1:39.834	37.377	32.949	29.508
12	12:54:28.464	1:39.636	37.256	33.141	29.239
13	12:56:08.135	1:39.671	37.288	33.253	29.130
p14	12:57:53.083	1:44.948	37.376	33.036	

Lap	Time of Day	Lap Tm	S1	S2	S3
(71) Peter OSTERTAG					
1	9:46:58.085	1:48.069	40.741	35.790	31.538
2	9:48:42.379	1:44.294	39.368	34.014	30.912
3	9:50:28.401	1:46.022	39.311	35.762	30.949
4	9:52:13.115	1:44.714	39.093	34.960	30.661
p5	9:54:00.893	1:47.778	37.884	33.782	
6	11:04:52.723	1:10:51.830		34.150	30.751

Orbits

DREIER RACING 2026. - SUMMERSESSION

15.06.2026.

Grobnik 4,168 km

Practice

15.6.2026. 09:00

Practice started at 9:00:00

Lap	Time of Day	Lap Tm	S1	S2	S3
7	11:06:35.318	1:42.595	38.711	33.936	29.948
8	11:08:17.437	1:42.119	38.653	33.983	29.483
9	11:10:01.398	1:43.961	38.803	34.878	30.280
10	11:11:42.334	1:40.936	37.963	33.240	29.733
11	11:13:21.996	1:39.662	36.743	32.760	30.159
p12	11:15:15.119	1:53.123	38.493	34.370	

(238) Dennis FIORENTINO

1	11:07:07.734	1:45.400	40.024	35.083	30.293
2	11:08:49.656	1:41.922	36.652	34.366	30.904
3	11:10:29.565	1:39.909	36.716	33.077	30.116
4	11:12:11.108	1:41.543	37.067	33.472	31.004
p5	11:13:55.450	1:44.342	37.728	33.514	
p6	11:16:24.639	2:29.189		41.935	
7	12:24:58.787	:08:34.148		32.731	29.355
p8	12:26:46.842	1:48.055	37.502	34.844	
p9	12:29:47.799	3:00.957		33.418	

(674) Petra HARTMANN

1	9:46:22.903	1:50.659	41.362	36.515	32.782
2	9:48:11.499	1:48.596	40.345	36.343	31.908
3	9:49:59.094	1:47.595	39.988	36.008	31.599
4	9:51:51.153	1:52.059	41.185	36.325	34.549
5	9:53:37.194	1:46.041	39.334	35.520	31.187
6	9:55:21.587	1:44.393	38.881	34.676	30.836
p7	9:57:10.134	1:48.547	37.343	33.092	
8	11:05:32.110	:08:21.976		36.385	33.182
9	11:07:14.876	1:42.766	37.515	33.303	31.948
10	11:08:56.329	1:41.453	36.869	34.194	30.390
11	11:10:40.316	1:43.987	38.409	34.775	30.803
12	11:12:23.388	1:43.072	37.263	34.453	31.356
13	11:14:03.377	1:39.989	36.819	33.031	30.139
p14	11:15:55.211	1:51.834	37.350	35.722	
15	11:42:24.929	26:29.718		41.363	36.403
16	11:44:28.415	2:03.486	46.612	40.723	36.151
17	11:46:32.683	2:04.268	45.369	40.408	38.491
18	11:48:33.944	2:01.261	46.862	39.123	35.276
19	11:50:31.044	1:57.100	43.807	38.329	34.964
20	11:52:30.121	1:59.077	43.659	38.376	37.042
21	11:54:36.375	2:06.254	46.840	44.657	34.757
p22	11:56:37.438	2:01.063	43.269	38.538	

(54) Fatih KARAMAN

1	9:27:42.179	1:56.615	41.339	39.015	36.261
2	9:29:34.551	1:52.372	46.085	36.405	29.882
3	9:31:17.303	1:42.752	37.480	34.931	30.341
4	9:33:01.285	1:43.982	39.781	33.033	31.168
p5	9:34:51.313	1:50.028	38.925	32.731	
6	10:45:34.624	:10:43.311		35.333	30.521
7	10:47:16.408	1:41.784	37.190	32.844	31.750
8	10:48:58.137	1:41.729	38.684	32.189	30.856
9	10:50:39.318	1:41.181	37.502	32.595	31.084
10	10:52:19.485	1:40.167	38.136	31.906	30.125
11	10:54:01.706	1:42.221	37.533	34.018	30.670
p12	10:55:50.179	1:48.473	36.157	32.017	
13	12:05:08.145	:09:17.966		35.813	31.556
14	12:06:48.859	1:40.714	37.296	32.307	31.111
15	12:08:35.991	1:47.132	38.019	35.200	33.913
16	12:10:18.367	1:42.376	39.892	32.663	29.821
17	12:11:59.934	1:41.567	36.431	34.677	30.459
18	12:13:44.565	1:44.631	38.757	34.389	31.485
19	12:15:28.391	1:43.826	40.211	34.148	29.467
p20	12:17:22.642	1:54.251	36.368	34.151	

(815) Willi GEMÜND

1	9:49:02.726	4:58.591		34.863	30.687
2	9:50:47.232	1:44.506	39.142	34.551	30.813
3	9:52:33.151	1:45.919	40.956	33.766	31.197

Lap	Time of Day	Lap Tm	S1	S2	S3
4	9:54:13.566	1:40.415	37.492	32.829	30.094
p5	9:56:06.338	1:52.772	37.464	34.071	
(112) Eugen MIELKE					
1	9:46:57.743	1:47.969	39.791	36.335	31.843
2	9:48:42.216	1:44.473	38.173	34.987	31.313
p3	9:50:37.175	1:54.959	38.983	35.838	
4	11:04:48.683	:14:11.508		35.132	30.860
5	11:06:32.798	1:44.115	39.540	34.293	30.282
6	11:08:15.953	1:43.155	38.455	34.137	30.563
7	11:10:00.331	1:44.378	38.922	34.759	30.697
8	11:11:42.233	1:41.902	37.885	33.599	30.418
9	11:13:23.707	1:41.474	38.119	33.232	30.123
p10	11:15:19.059	1:55.352	38.075	34.329	
11	12:23:51.705	:08:32.646		34.755	31.291
12	12:25:37.624	1:45.919	40.370	35.208	30.341
13	12:27:18.060	1:40.436	37.390	33.178	29.868
p14	12:29:04.730	1:46.670	37.994	34.601	

(138) Werner SIEGMUND

1	9:46:11.495	1:45.943	39.519	36.391	30.033
2	9:47:57.386	1:45.891	38.631	35.842	31.418
3	9:49:37.938	1:40.552	37.744	32.883	29.925
4	9:51:26.821	1:48.883	39.502	35.911	33.470
p5	9:53:15.107	1:48.286	40.692	33.272	
6	11:05:37.409	:12:22.302		33.671	30.453
7	11:07:21.195	1:43.786	39.484	34.550	29.752
8	11:09:04.429	1:43.234	38.769	33.076	31.389
9	11:10:45.205	1:40.776	38.162	33.113	29.501
10	11:12:27.508	1:42.303	38.492	33.153	30.658
11	11:14:08.747	1:41.239	38.246	33.266	29.727
p12	11:16:00.519	1:51.772	42.962	34.135	
13	12:24:56.599	:08:56.080		34.569	30.285
p14	12:26:45.913	1:49.314	39.008	34.886	
15	12:28:56.429	2:10.516		34.089	30.357
p16	12:30:44.945	1:48.516	39.830	33.942	

(977) Frank WINKLER

p1	9:35:08.289	1:57.458	40.914	36.903	
2	10:44:44.670	:09:36.381		34.817	30.978
3	10:46:28.729	1:44.059	38.348	35.205	30.506
4	10:48:18.339	1:49.610	39.762	37.660	32.188
5	10:50:01.892	1:43.553	38.603	33.978	30.972
6	10:51:49.077	1:47.185	38.740	35.666	32.779
7	10:53:29.685	1:40.608	37.237	33.383	29.988
8	10:55:11.006	1:41.321	37.707	33.615	29.999
p9	10:57:04.467	1:53.461	38.596	33.881	
10	12:04:21.789	:07:17.322		33.935	30.965
11	12:06:06.551	1:44.762	38.415	35.894	30.453
12	12:07:49.817	1:43.266	38.306	34.533	30.427
13	12:09:33.249	1:43.432	37.880	34.059	31.493
14	12:11:17.495	1:44.246	40.474	34.203	29.569
15	12:13:01.390	1:43.895	38.298	34.745	30.852
16	12:14:45.991	1:44.601	38.115	35.067	31.419
17	12:16:30.446	1:44.455	39.114	33.668	31.673
p18	12:18:18.037	1:47.591	37.928	33.077	

(231) Bilal BAHCECI

1	9:47:40.154	2:34.878		34.482	33.013
2	9:49:26.801	1:46.647	39.191	36.651	30.805
3	9:51:11.020	1:44.219	39.033	34.174	31.012
4	9:52:54.827	1:43.807	38.942	34.115	30.750
p5	9:54:45.067	1:50.240	38.708	34.355	
6	11:05:36.666	:10:51.599		36.435	30.682
7	11:07:19.380	1:42.714	38.143	33.519	31.052
8	11:08:59.991	1:40.611	37.664	33.159	29.788
9	11:10:42.022	1:42.031	38.853	32.670	30.508
10	11:12:25.242	1:43.220	39.571	34.056	29.593

DREIER RACING 2026. - SUMMERSESSION

15.06.2026.

Grobnik 4,168 km

Practice

15.6.2026. 09:00

Practice started at 9:00:00

Lap	Time of Day	Lap Tm	S1	S2	S3
11	11:14:07.952	1:42.710	38.404	33.947	30.359
p12	11:16:02.370	1:54.418	45.831	33.967	
13	12:25:35.856	1:09:33.486	41.193	34.671	30.019
14	12:27:17.778	1:41.922	37.980	33.697	30.245
15	12:28:59.296	1:41.518	37.862	34.161	29.495
p16	12:30:54.596	1:55.300	40.290	36.425	

Lap	Time of Day	Lap Tm	S1	S2	S3
3	10:48:50.481	1:47.005	39.383	35.326	32.296
4	10:50:36.881	1:46.400	40.548	35.729	30.123
5	10:52:17.790	1:40.909	37.950	33.130	29.829
p6	10:54:04.098	1:46.308	38.906	34.225	
p7	12:04:54.329	1:10:50.231		58.198	

(702) Egon GONZALES

1	9:46:27.047	1:49.402	41.495	35.774	32.133
2	9:48:13.371	1:46.324	39.783	35.320	31.221
3	9:49:59.773	1:46.402	39.843	34.913	31.646
4	9:51:51.689	1:51.916	41.193	35.971	34.752
5	9:53:37.967	1:46.278	39.462	35.323	31.493
6	9:55:22.684	1:44.717	38.893	34.650	31.174
p7	9:57:12.325	1:49.641	37.781	33.057	
8	11:05:01.372	1:07:49.047		34.153	30.509
9	11:06:44.904	1:43.532	38.772	34.177	30.583
10	11:08:26.675	1:41.771	38.419	33.133	30.219
11	11:10:10.085	1:43.410	39.993	32.939	30.478
12	11:11:51.839	1:41.754	38.192	33.712	29.850
13	11:13:33.553	1:41.714	37.386	33.447	30.881
p14	11:15:35.658	2:02.105	38.109	40.378	
15	12:24:51.367	1:09:15.709		35.060	30.731
16	12:26:32.017	1:40.650	37.913	32.928	29.809
17	12:28:12.717	1:40.700	37.597	33.027	30.076
p18	12:30:01.974	1:49.257	37.411	32.955	

(205) Michael RAUBERGER

1	9:25:50.634	1:54.407	42.862	37.620	33.925
2	9:27:46.359	1:55.725	44.096	36.500	35.129
3	9:29:43.696	1:57.337	42.730	38.897	35.710
4	9:31:33.255	1:49.559	41.518	35.709	32.332
5	9:33:23.476	1:50.221	41.449	36.000	32.772
6	9:35:12.448	1:48.972	41.847	35.790	31.335
p7	9:37:15.559	2:03.111	41.285	36.722	
8	10:43:59.073	1:06:43.514		36.997	32.706
9	10:45:43.485	1:44.412	38.994	34.652	30.766
10	10:47:26.538	1:43.053	38.853	34.010	30.190
11	10:49:13.192	1:46.654	39.365	34.604	32.685
12	10:50:59.313	1:46.121	39.395	34.508	32.218
13	10:52:46.062	1:46.749	41.147	34.264	31.338
14	10:54:31.577	1:45.515	39.352	34.573	31.590
15	10:56:19.738	1:48.161	40.648	36.181	31.332
p16	10:58:18.403	1:58.665	40.778	35.709	
17	12:03:28.754	1:05:10.351		35.965	31.221
18	12:05:13.554	1:44.800	38.435	34.018	32.347
19	12:07:02.441	1:48.887	38.889	36.999	32.999
20	12:08:48.430	1:45.989	41.751	34.064	30.174
21	12:10:31.895	1:43.465	38.863	33.743	30.859
22	12:12:12.807	1:40.912	37.871	33.302	29.739
23	12:13:53.820	1:41.013	37.463	33.469	30.081
24	12:15:37.312	1:43.492	37.994	33.895	31.603
p25	12:17:32.848	1:55.536	39.480	34.021	

(95) Eryk PIECUCH

1	9:45:12.936	1:50.751	41.937	35.323	33.491
2	9:47:03.756	1:50.820	40.597	36.066	34.157
3	9:48:50.114	1:46.358	39.812	34.628	31.918
4	9:50:35.860	1:45.746	39.641	34.114	31.991
p5	9:52:30.344	1:54.484	39.645	34.118	
6	11:04:44.207	1:12:13.863		34.378	30.992
7	11:06:27.277	1:43.070	38.150	33.587	31.333
8	11:08:09.404	1:42.127	38.295	33.344	30.488
9	11:09:51.691	1:42.287	38.167	33.317	30.803
10	11:11:34.546	1:42.855	38.532	33.417	30.906
11	11:13:17.241	1:42.695	37.906	34.089	30.700
p12	11:15:11.605	1:54.364	37.949	33.107	
13	12:23:45.464	1:08:33.859		33.612	30.107
14	12:25:26.144	1:40.680	37.090	33.605	29.985
15	12:27:10.418	1:44.274	38.131	35.690	30.453
16	12:28:51.366	1:40.948	37.235	33.286	30.427
p17	12:30:43.970	1:52.604	38.545	34.583	

(4) Daniel FURAC

1	9:46:10.459	1:48.496	40.463	35.980	32.053
2	9:47:57.416	1:46.957	39.521	35.934	31.502
3	9:49:42.935	1:45.519	39.254	34.841	31.424
4	9:51:30.874	1:47.939	40.089	35.685	32.165
5	9:53:16.798	1:45.924	38.407	36.483	31.034
p6	9:55:01.944	1:45.146	38.247	34.142	
7	11:05:12.459	1:10:10.515		34.501	31.082
8	11:06:55.388	1:42.929	37.620	34.346	30.963
9	11:08:36.453	1:41.065	37.635	32.870	30.560
10	11:10:19.285	1:42.832	37.976	34.017	30.839
11	11:12:00.727	1:41.442	37.609	33.284	30.549
p12	11:13:44.555	1:43.828	37.482	33.909	
13	12:24:54.182	1:11:09.627		35.970	32.077
14	12:26:36.444	1:42.262	38.090	33.826	30.346
15	12:28:17.588	1:41.144	37.278	33.408	30.458
p16	12:38:23.083	10:05.495			

(9) Michael KÖRBER

1	9:45:22.750	1:46.393	40.027	35.239	31.127
2	9:47:08.881	1:46.131	40.086	35.330	30.715
3	9:48:52.993	1:44.112	39.262	35.165	29.685
4	9:50:37.246	1:44.253	38.867	34.627	30.759
p5	9:52:30.250	1:53.004	39.644	34.569	
6	11:04:56.468	1:12:26.218		35.157	30.687
7	11:06:41.088	1:44.620	39.156	34.809	30.655
8	11:08:26.088	1:45.000	39.015	34.334	31.651
9	11:10:08.133	1:42.045	38.647	33.565	29.833
10	11:11:49.606	1:41.473	38.196	33.565	29.712
11	11:13:32.335	1:42.729	39.518	34.007	29.204
p12	11:15:32.786	2:00.451	39.011	39.537	
13	12:23:46.726	1:08:13.940		33.873	30.137
14	12:25:28.858	1:42.132	38.252	34.153	29.727
15	12:27:11.650	1:42.792	38.167	34.159	30.466
16	12:28:52.384	1:40.734	38.195	33.450	29.089
p17	12:30:46.319	1:53.935	41.417	36.235	

(11) Marc LEDERMANN

1	9:46:57.704	1:49.406	40.790	36.671	31.945
p2	9:48:53.094	1:55.390	39.251	34.469	
3	11:04:46.353	1:15:53.259		33.352	31.637
4	11:06:28.514	1:42.161	37.691	33.404	31.066
5	11:08:10.105	1:41.591	37.939	32.776	30.876
6	11:09:52.861	1:42.756	37.952	33.499	31.305
7	11:11:34.384	1:41.523	37.736	33.236	30.551
8	11:13:15.546	1:41.162	37.247	33.043	30.872
p9	11:15:01.017	1:45.471	37.615	33.455	
10	12:23:52.327	1:08:51.310		34.584	31.418
11	12:25:37.665	1:45.338	40.453	34.090	30.795
12	12:27:18.851	1:41.186	37.941	32.832	30.413
p13	12:29:02.709	1:43.858	37.515	33.748	

(257) Thomas HERBST

1	10:45:17.087	1:46.136	40.648	35.600	29.888
2	10:47:03.476	1:46.389	40.697	36.173	29.519

(691) Dieter BÖCKENHOLT

1	9:45:00.083	1:50.910	42.449	37.196	31.265
---	-------------	----------	--------	--------	--------

DREIER RACING 2026. - SUMMERSESSION


15.06.2026.

Grobnik 4,168 km

Practice

15.6.2026. 09:00

Practice started at 9:00:00



Lap	Time of Day	Lap Tm	S1	S2	S3
2	9:46:44.924	1:44.841	38.991	35.252	30.598
3	9:48:29.386	1:44.462	39.122	35.211	30.129
4	9:50:13.892	1:44.506	39.308	34.768	30.430
5	9:51:59.682	1:45.790	38.850	36.379	30.561
6	9:53:43.285	1:43.603	38.016	34.134	31.453
7	9:55:25.784	1:42.499	38.309	34.325	29.865
p8	9:57:16.280	1:50.496	37.916	33.725	
9	11:04:51.387	:07:35.107		34.245	30.567
10	11:06:34.283	1:42.896	37.855	34.024	31.017
11	11:08:17.164	1:42.881	39.324	34.105	29.452
12	11:10:01.356	1:44.192	38.583	35.063	30.546
13	11:11:43.187	1:41.831	38.419	33.445	29.967
14	11:13:24.578	1:41.391	38.086	33.549	29.756
p15	11:15:19.935	1:55.357	38.149	34.236	

Lap	Time of Day	Lap Tm	S1	S2	S3
p7	9:56:31.529	1:49.582	38.284	33.514	
8	11:04:53.542	:08:22.013		34.334	31.131
9	11:06:38.212	1:44.670	39.240	34.190	31.240
10	11:08:22.404	1:44.192	40.235	33.946	30.011
11	11:10:04.316	1:41.912	37.641	33.296	30.975
12	11:11:49.261	1:44.945	38.667	34.452	31.826
13	11:13:33.410	1:44.149	39.441	33.355	31.353
p14	11:15:33.178	1:59.768	38.195	39.966	
15	12:24:11.801	:08:38.623		35.794	31.786
16	12:25:55.364	1:43.563	38.339	34.584	30.640
17	12:27:37.273	1:41.909	37.896	33.776	30.237
18	12:29:18.823	1:41.550	37.797	33.257	30.496
p19	12:31:14.293	1:55.470	41.164	36.454	

(611) Lukas DREXELIUS

1	9:30:10.740	4:55.388		35.923	31.770
2	9:31:57.707	1:46.967	39.556	34.423	32.988
3	9:33:47.128	1:49.421	41.430	37.123	30.868
p4	9:35:44.343	1:57.215	40.856	35.268	
5	10:43:17.326	:07:32.983		35.320	31.609
6	10:45:00.586	1:43.260	38.449	34.082	30.729
7	10:46:44.793	1:44.207	39.477	34.582	30.148
8	10:48:26.819	1:42.026	38.853	33.439	29.734
9	10:50:08.791	1:41.972	38.374	33.851	29.747
10	10:51:50.948	1:42.157	37.533	34.427	30.197
p11	10:53:39.399	1:48.451	38.200	34.568	
p12	10:56:35.622	2:56.223		35.361	
13	12:03:19.234	:06:43.612		35.409	29.564
14	12:05:07.283	1:48.049	39.017	36.889	32.143
15	12:06:49.667	1:42.384	37.332	32.683	32.369
16	12:08:33.623	1:43.956	37.672	34.944	31.340
17	12:10:15.018	1:41.395	36.752	33.683	30.960
p18	12:12:01.867	1:46.849	37.443	33.459	
19	12:15:43.031	3:41.164		33.572	30.229
p20	12:17:37.587	1:54.556	37.709	32.583	

(151) Roland DORNBUSCH

1	9:26:32.091	1:51.217	42.994	36.301	31.922
2	9:28:21.601	1:49.510	40.417	37.627	31.466
3	9:30:07.145	1:45.544	39.676	35.533	30.335
4	9:31:56.911	1:49.766	39.848	37.317	32.601
5	9:33:46.964	1:50.053	41.808	37.125	31.120
p6	9:35:43.526	1:56.562	40.689	35.438	
7	10:43:14.171	:07:30.645		36.042	30.737
8	10:45:00.043	1:45.872	39.470	35.394	31.008
9	10:46:45.448	1:45.405	39.783	34.749	30.873
10	10:48:31.854	1:46.406	41.858	34.492	30.056
11	10:50:17.228	1:45.374	39.292	35.053	31.029
12	10:52:01.281	1:44.053	38.999	34.785	30.269
13	10:53:44.695	1:43.414	38.981	34.412	30.021
14	10:55:28.717	1:44.022	38.484	35.123	30.415
p15	10:57:22.224	1:53.507	40.573	35.584	
16	12:04:56.692	:07:34.468		36.705	34.049
17	12:06:42.313	1:45.621	39.634	34.700	31.287
18	12:08:29.683	1:47.370	40.503	36.028	30.839
19	12:10:11.319	1:41.636	37.653	34.217	29.766
20	12:11:55.618	1:44.299	39.076	34.920	30.303
p21	12:13:46.097	1:50.479	39.113	35.651	

(729) Zvonko JURIC

1	9:47:51.299	1:54.774	45.163	36.871	32.740
2	9:49:37.570	1:46.271	39.938	35.251	31.082
p3	9:51:34.671	1:57.101	39.599	35.975	
4	11:04:58.376	:13:23.705		35.355	31.767
5	11:06:41.701	1:43.325	37.988	34.603	30.734
6	11:08:24.893	1:43.192	38.685	34.081	30.426
7	11:10:06.295	1:41.402	37.912	33.433	30.057
8	11:11:49.294	1:42.999	37.874	34.168	30.957
9	11:13:31.725	1:42.431	38.497	33.666	30.268
p10	11:15:42.265	2:10.540	38.827	40.825	

(433) Ivan MADUNIC

1	11:07:13.053	1:43.594	38.692	34.218	30.684
2	11:08:54.690	1:41.637	37.876	33.292	30.469
p3	11:10:43.163	1:48.473	39.302	35.008	
4	12:25:35.396	:14:52.233		35.060	30.638
5	12:27:17.047	1:41.651	38.085	33.834	29.732
6	12:28:59.985	1:42.938	38.240	34.361	30.337
p7	12:31:02.350	2:02.365	42.947	40.242	

(333) Sascha HARTMANN

1	9:46:22.625	1:50.816	41.579	36.180	33.057
2	9:48:11.240	1:48.615	40.389	36.158	32.068
3	9:49:58.783	1:47.543	39.992	35.999	31.552
4	9:51:50.925	1:52.142	41.232	36.096	34.814
5	9:53:36.904	1:45.979	39.410	35.323	31.246
p6	9:55:25.097	1:48.193	38.925	34.504	
7	11:10:25.768	:15:00.671		36.015	31.895
8	11:12:10.567	1:44.799	39.101	34.647	31.051
9	11:13:51.984	1:41.417	37.907	33.661	29.849
p10	11:15:50.532	1:58.548	37.085	36.488	

(46) Michael KROLLMANN

1	9:29:44.126	1:58.119	43.524	39.255	35.340
2	9:31:33.984	1:49.858	42.098	35.737	32.023
3	9:33:23.689	1:49.705	40.903	36.650	32.152
4	9:35:11.238	1:47.549	41.198	35.628	30.723
p5	9:37:12.234	2:00.996	39.510	36.430	
6	10:44:24.725	:07:12.491		34.802	30.895
7	10:46:13.584	1:48.859	40.916	35.764	32.179
8	10:47:57.144	1:43.560	39.266	33.637	30.657
9	10:49:41.453	1:44.309	38.224	33.853	32.232
10	10:51:24.610	1:43.157	38.917	34.119	30.121
11	10:53:07.630	1:43.020	39.108	33.640	30.272
12	10:54:49.336	1:41.706	37.795	33.878	30.033
p13	10:56:36.036	1:46.700	37.934	33.273	
14	12:03:07.500	:06:31.464		36.914	31.244
15	12:04:57.752	1:50.252	38.672	36.851	34.729
16	12:06:43.317	1:45.565	39.490	34.595	31.480
17	12:08:31.415	1:48.098	40.463	37.007	30.628
18	12:10:15.496	1:44.081	38.026	34.653	31.402
19	12:11:59.467	1:43.971	38.712	35.059	30.200
20	12:13:44.005	1:44.538	39.012	34.425	31.101
21	12:15:26.036	1:42.031	37.777	34.709	29.545

(108) Christian KUHLAU

1	9:45:07.237	1:55.136	42.318	37.560	35.258
2	9:46:56.343	1:49.106	39.995	36.607	32.504
3	9:48:42.046	1:45.703	39.265	34.862	31.576
p4	9:50:38.323	1:56.277	39.609	36.784	
5	9:52:58.321	2:19.998		34.635	31.643
6	9:54:41.947	1:43.626	38.674	33.610	31.342

DREIER RACING 2026. - SUMMERSESSION

15.06.2026.

Grobnik 4,168 km

Practice

15.6.2026. 09:00

Practice started at 9:00:00

Lap	Time of Day	Lap Tm	S1	S2	S3
p22	12:17:20.772	1:54.736	38.475	34.172	
(677) Sebastian VAROSI					
1	9:45:04.113	1:52.219	40.457	37.433	34.329
2	9:46:54.117	1:50.004	41.465	36.624	31.915
3	9:48:40.258	1:46.141	39.987	34.989	31.165
4	9:50:28.217	1:47.959	39.170	37.119	31.670
p5	9:52:19.787	1:51.570	38.730	35.216	
6	11:04:52.443	1:12:32.656		34.740	30.833
7	11:06:34.590	1:42.147	37.819	33.497	30.831
8	11:08:16.554	1:41.964	38.459	33.305	30.200
9	11:10:00.608	1:44.054	38.657	35.055	30.342
10	11:11:43.934	1:43.326	38.242	33.554	31.530
11	11:13:25.646	1:41.712	37.658	33.767	30.287
p12	11:15:20.794	1:55.148	37.820	35.500	
13	12:23:54.903	1:08:34.109		34.605	31.121
14	12:25:43.062	1:48.159	41.945	34.360	31.854
15	12:27:27.421	1:44.359	39.605	34.126	30.628
16	12:29:09.861	1:42.440	38.872	33.550	30.018
p17	12:31:05.713	1:55.852	40.499	35.117	

Lap	Time of Day	Lap Tm	S1	S2	S3
(831) Mark WIEDERSTEIN					
1	9:45:04.594	1:52.348	41.680	37.539	33.129
2	9:46:55.224	1:50.630	41.275	36.684	32.671
3	9:48:41.139	1:45.915	39.147	35.084	31.684
4	9:50:29.312	1:48.173	38.546	37.061	32.566
5	9:52:13.700	1:44.388	38.549	35.077	30.762
6	9:53:57.099	1:43.399	37.562	33.861	31.976
7	9:55:38.845	1:41.746	37.980	33.177	30.589
p8	9:57:28.377	1:49.532	37.936	33.843	
9	12:23:54.281	1:26:25.904		34.865	32.044
10	12:25:40.693	1:46.412	38.961	35.574	31.877
11	12:27:27.332	1:46.639	40.050	34.732	31.857
12	12:29:12.414	1:45.082	39.382	34.932	30.768
p13	12:31:06.914	1:54.500	41.099	34.794	

Lap	Time of Day	Lap Tm	S1	S2	S3
(161) Yasin OSMANLAR					
1	9:46:26.744	1:48.734	41.500	35.602	31.632
2	9:48:11.854	1:45.110	39.101	34.356	31.653
3	9:49:58.970	1:47.116	40.318	35.487	31.311
4	9:51:45.905	1:46.935	40.383	34.750	31.802
5	9:53:30.313	1:44.408	38.842	34.569	30.997
6	9:55:14.051	1:43.738	38.696	34.043	30.999
p7	9:57:04.902	1:50.851	39.048	34.285	
8	11:05:52.220	1:08:47.318		34.474	30.415
9	11:07:34.681	1:42.461	38.231	33.834	30.396
10	11:09:17.012	1:42.331	37.853	34.120	30.358
11	11:10:58.819	1:41.807	37.671	34.067	30.069
12	11:12:41.594	1:42.775	37.796	34.188	30.791
13	11:14:24.409	1:42.815	38.187	34.233	30.395
p14	11:16:26.171	2:01.762	41.865	42.555	
15	12:25:11.431	1:08:45.260		35.723	30.723
16	12:26:56.466	1:45.035	39.054	35.105	30.876
17	12:28:41.035	1:44.569	38.745	35.114	30.710
p18	12:30:29.684	1:48.649	39.019	35.701	

Lap	Time of Day	Lap Tm	S1	S2	S3
(132) Ajdin MUCENICA					
1	9:25:49.802	1:51.763	41.747	36.655	33.361
2	9:27:42.433	1:52.631	39.588	38.659	34.384
3	9:29:30.145	1:47.712	42.104	34.999	30.609
4	9:31:12.871	1:42.726	38.675	33.997	30.054
5	9:32:56.677	1:43.806	39.055	34.837	29.914
6	9:34:39.094	1:42.417	38.368	33.977	30.072
p7	9:36:29.815	1:50.721	38.418	34.978	
8	10:42:31.398	1:06:01.583		35.867	32.043
9	10:44:21.239	1:49.841	39.906	36.035	33.900
10	10:46:06.703	1:45.464	39.986	34.500	30.978
11	10:47:51.319	1:44.616	39.712	34.275	30.629

Lap	Time of Day	Lap Tm	S1	S2	S3
12	10:49:36.293	1:44.974	39.201	34.651	31.122
13	10:51:21.495	1:45.202	39.852	35.379	29.971
14	10:53:03.401	1:41.906	37.936	33.833	30.137
p15	10:54:54.778	1:51.377	37.935	34.064	
16	12:08:35.938	1:13:41.160		35.801	33.473
17	12:10:19.138	1:43.200	38.091	34.189	30.920
18	12:12:02.958	1:43.820	38.674	34.453	30.693
19	12:13:47.100	1:44.142	38.590	34.266	31.286
20	12:15:34.352	1:47.252	38.965	36.110	32.177
p21	12:17:24.067	1:49.715	38.168	34.577	

Lap	Time of Day	Lap Tm	S1	S2	S3
(636) Christian HASSON					
1	9:46:53.464	1:49.486	42.330	36.545	30.611
2	9:48:35.387	1:41.923	38.065	33.659	30.199
p3	10:01:20.628	12:45.241	37.761	33.247	

Lap	Time of Day	Lap Tm	S1	S2	S3
(5) Stanislav KALDAEV					
1	9:46:02.098	1:46.281	39.611	34.584	32.086
2	9:47:48.497	1:46.399	39.656	34.857	31.886
3	9:49:31.966	1:43.469	39.800	33.906	29.763
4	9:51:17.660	1:45.694	40.039	33.728	31.927
5	9:53:02.658	1:44.998	39.517	34.225	31.256
6	9:54:47.626	1:44.968	39.816	33.939	31.213
p7	9:56:40.124	1:52.498	39.582	34.168	
8	11:05:32.742	1:08:52.618		34.780	31.668
9	11:07:17.560	1:44.818	39.821	34.468	30.529
10	11:08:59.510	1:41.950	38.134	33.295	30.521
11	11:10:41.651	1:42.141	38.655	32.778	30.708
12	11:12:25.781	1:44.130	39.311	34.334	30.485
13	11:14:08.091	1:42.310	38.037	33.880	30.393

Lap	Time of Day	Lap Tm	S1	S2	S3
(999) Christoph WAGNER					
1	9:46:27.623	1:49.180	41.872	35.690	31.618
2	9:48:13.631	1:46.008	39.496	35.209	31.303
3	9:49:59.681	1:46.050	39.758	35.253	31.039
4	9:51:51.283	1:51.602	40.765	36.385	34.452
5	9:53:37.530	1:46.247	39.504	35.453	31.290
6	9:55:22.199	1:44.669	38.961	34.526	31.182
p7	9:57:10.225	1:48.026	37.481	33.065	
8	12:25:01.741	1:27:51.516		33.609	30.273
9	12:26:43.816	1:42.075	38.300	33.235	30.540
10	12:28:25.920	1:42.104	38.212	33.601	30.291
p11	12:30:16.991	1:51.071	38.959	34.892	

Lap	Time of Day	Lap Tm	S1	S2	S3
(277) Valentino HÄUSL					
1	9:32:19.689	1:45.660	39.136	34.699	31.825
2	9:34:04.151	1:44.462	39.072	33.865	31.525
p3	9:35:59.867	1:55.716	39.212	37.338	
4	10:44:15.024	1:08:15.157		36.648	31.081
5	10:45:59.958	1:44.934	39.599	34.607	30.728
6	10:47:45.935	1:45.977	39.133	33.994	32.850
7	10:49:29.940	1:44.005	38.368	34.682	30.955
8	10:51:12.199	1:42.259	38.220	33.444	30.595
9	10:52:55.872	1:43.673	38.691	34.645	30.337
10	10:54:38.467	1:42.595	37.784	34.360	30.451

Lap	Time of Day	Lap Tm	S1	S2	S3
(26) Christian FÖRSTNER					
1	10:45:26.123	1:44.503	37.835	34.465	32.203
2	10:47:15.513	1:49.390	37.434	39.012	32.944
3	10:49:04.596	1:49.083	44.046	34.247	30.790
4	10:50:48.302	1:43.706	38.185	33.990	31.531
5	10:52:35.818	1:47.516	40.035	35.386	32.095
6	10:54:24.949	1:49.131	41.683	35.703	31.745
7	10:56:13.686	1:48.737	39.488	36.038	33.211
p8	10:58:09.767	1:56.081	39.326	34.773	
9	12:04:19.159	1:06:09.392		34.995	31.572
10	12:06:01.499	1:42.340	37.777	34.260	30.303
11	12:07:45.937	1:44.438	39.074	34.711	30.653

DREIER RACING 2026. - SUMMERSESSION

15.06.2026.

Grobnik 4,168 km

Practice

15.6.2026. 09:00

Practice started at 9:00:00

Lap	Time of Day	Lap Tm	S1	S2	S3
12	12:09:34.044	1:48.107	39.411	35.814	32.882
2	12:11:23.618	1:49.574	40.649	36.107	32.818
13	12:13:09.872	1:46.254	38.979	34.227	33.048
14	12:14:55.242	1:45.370	39.402	34.105	31.863
p16	12:16:47.133	1:51.891	37.431	34.426	

(77) Marco D'ALOIA

1	9:45:27.157	1:47.877	40.894	35.887	31.096
2	9:47:13.942	1:46.785	40.574	34.865	31.346
3	9:49:01.132	1:47.190	40.756	34.984	31.450
p4	9:50:52.554	1:51.422	40.120	34.830	
5	11:04:47.908	1:13:55.354		34.943	30.600
6	11:06:31.404	1:43.496	39.147	33.961	30.388
7	11:08:14.820	1:43.416	39.245	33.782	30.389
8	11:09:57.966	1:43.146	38.949	33.960	30.237
p9	11:11:44.773	1:46.807	39.102	33.990	
10	12:23:49.046	1:12:04.273		34.175	30.329
11	12:25:31.587	1:42.541	38.795	33.497	30.249
12	12:27:14.754	1:43.167	38.716	34.068	30.383
13	12:28:57.632	1:42.878	38.962	33.870	30.046
p14	12:30:52.482	1:54.850	40.738	37.210	

(279) Sebastian MANN

1	9:46:27.688	1:49.570	42.089	35.602	31.879
2	9:48:14.293	1:46.605	40.286	34.931	31.388
3	9:50:00.510	1:46.217	39.860	34.948	31.409
4	9:51:52.130	1:51.620	41.038	35.899	34.683
5	9:53:38.571	1:46.441	39.623	35.169	31.649
6	9:55:23.074	1:44.503	39.218	34.150	31.135
p7	9:57:13.496	1:50.422	38.180	33.531	
8	11:05:05.111	1:07:51.615		34.727	31.838
9	11:06:48.315	1:43.204	38.280	34.028	30.896
10	11:08:31.314	1:42.999	37.809	34.198	30.992
11	11:10:15.837	1:44.523	38.590	34.769	31.164
12	11:11:58.932	1:43.095	38.296	33.854	30.945
13	11:13:41.488	1:42.556	38.587	33.535	30.434
p14	11:15:43.520	2:02.032	38.954	36.290	
15	12:24:54.570	1:09:11.050		34.612	31.540
16	12:26:38.358	1:43.788	39.620	33.753	30.415
17	12:28:21.234	1:42.876	38.570	33.444	30.862
p18	12:30:13.998	1:52.764	39.648	35.675	

(72) Pascal BÄUERLE

1	9:26:28.244	1:55.960	43.202	37.984	34.774
2	9:28:23.852	1:55.608	43.956	37.878	33.774
3	9:30:14.467	1:50.615	41.022	36.413	33.180
4	9:32:01.352	1:46.885	40.110	34.960	31.815
5	9:33:52.769	1:51.417	40.845	36.732	33.840
p6	9:35:52.680	1:59.911	39.486	35.278	
7	10:42:35.466	1:06:42.786		36.669	33.445
8	10:44:22.994	1:47.528	40.076	35.168	32.284
9	10:46:13.637	1:50.643	42.425	35.580	32.638
10	10:48:00.961	1:47.324	41.300	34.551	31.473
11	10:49:45.602	1:44.641	38.903	33.995	31.743
12	10:51:32.872	1:47.270	39.698	34.474	33.098
13	10:53:18.584	1:45.712	39.216	35.172	31.324
14	10:55:01.375	1:42.791	38.351	33.399	31.041
p15	10:56:54.272	1:52.897	38.216	34.743	
16	12:03:58.259	1:07:03.987		37.469	32.939
17	12:05:50.757	1:52.498	40.375	36.514	35.609
18	12:07:41.741	1:50.984	41.022	35.761	34.201
p19	12:09:43.668	2:01.927	41.381	36.702	

(626) Tanja LOHMANN

1	9:27:53.259	1:50.919	41.701	36.064	33.154
2	9:29:51.302	1:58.043	42.042	40.004	35.997
3	9:31:48.051	1:56.749	42.647	37.231	36.871
4	9:33:43.250	1:55.199	45.529	37.004	32.666

Lap	Time of Day	Lap Tm	S1	S2	S3
p5	9:35:42.530	1:59.280	40.470	36.444	
6	10:43:31.735	1:07:49.205		35.903	33.157
7	10:45:19.765	1:48.030	40.692	35.157	32.181
8	10:47:15.481	1:55.716	40.825	41.821	33.070
9	10:49:08.769	1:53.288	44.968	35.907	32.413
10	10:50:53.740	1:44.971	39.537	34.192	31.242
11	10:52:38.730	1:44.990	39.287	34.335	31.368
12	10:54:25.911	1:47.181	39.498	35.229	32.454
13	10:56:14.637	1:48.726	40.700	34.808	33.218
p14	10:58:10.701	1:56.064	40.852	33.839	
15	12:03:15.572	1:05:04.871		34.252	34.756
16	12:05:07.384	1:51.812	42.046	37.095	32.671
17	12:06:52.250	1:44.866	39.615	33.448	31.803
18	12:08:39.618	1:47.368	39.550	35.631	32.187
19	12:10:24.594	1:44.976	39.002	35.117	30.857
20	12:12:08.507	1:43.913	38.864	33.823	31.226
21	12:13:51.311	1:42.804	38.515	33.482	30.807
22	12:15:37.086	1:45.775	38.539	34.840	32.396
p23	12:17:28.781	1:51.695	38.838	34.403	

(293) Gavrilo TERZIC

1	9:45:04.931	1:51.300	41.065	37.326	32.909
2	9:46:55.650	1:50.719	41.767	36.577	32.375
3	9:48:41.678	1:46.028	39.423	35.106	31.499
4	9:50:30.691	1:49.013	39.201	36.323	33.489
5	9:52:18.131	1:47.440	39.994	35.587	31.859
6	9:54:03.722	1:45.591	39.480	35.161	30.950
p7	9:55:54.817	1:51.095	39.445	34.866	
8	11:05:01.074	1:09:06.257		34.606	31.467
9	11:06:44.715	1:43.641	38.775	34.428	30.438
10	11:08:27.906	1:43.191	38.535	34.480	30.176
p11	11:10:14.794	1:46.888	39.079	33.720	
12	11:13:05.432	2:50.638		33.734	30.307
p13	11:14:53.146	1:47.714	38.043	34.208	
14	12:23:56.356	1:09:03.210		34.743	31.664
15	12:25:41.413	1:45.057	38.338	35.301	31.418
16	12:27:26.961	1:45.548	39.636	34.883	31.029
17	12:29:09.796	1:42.835	37.885	34.063	30.887
p18	12:31:07.969	1:58.173	43.979	35.687	

(31) Klaus RETTKOWSKI

1	11:07:12.002	1:44.793	39.104	35.036	30.653
2	11:08:55.606	1:43.604	39.502	34.153	29.949
3	11:10:41.374	1:45.768	39.561	34.543	31.664
4	11:12:24.804	1:43.430	38.990	34.736	29.704
5	11:14:07.693	1:42.889	38.465	34.015	30.409

(28) Patrik FORTE

1	9:25:44.743	1:52.139	41.742	38.467	31.930
2	9:27:34.029	1:49.286	41.747	36.735	30.804
3	9:29:20.187	1:46.158	39.860	35.822	30.476
4	9:31:06.419	1:46.232	39.828	35.758	30.646
5	9:32:51.961	1:45.542	40.047	35.084	30.411
6	9:34:38.543	1:46.582	40.196	35.365	31.021
p7	9:36:32.050	1:53.507	39.819	35.541	
8	10:44:00.351	1:07:28.301		34.876	31.495
9	10:45:45.790	1:45.439	39.725	35.275	30.439
10	10:47:32.302	1:46.512	39.772	36.275	30.465
11	10:49:16.225	1:43.923	39.361	34.288	30.274
12	10:51:01.235	1:45.010	39.330	35.825	29.855
13	10:52:47.305	1:46.070	39.923	35.782	30.365
14	10:54:31.857	1:44.552	38.686	34.541	31.325
15	10:56:16.087	1:44.230	39.505	34.228	30.497
p16	10:58:11.559	1:55.472	39.900	34.364	
17	12:04:14.546	1:06:02.987		34.799	31.465
18	12:05:58.635	1:44.089	39.519	34.361	30.209
19	12:07:41.612	1:42.977	38.943	34.361	29.673
20	12:09:26.273	1:44.661	40.300	34.301	30.060

DREIER RACING 2026. - SUMMERSESSION

15.06.2026.

Grobnik 4,168 km

Practice

15.6.2026. 09:00

Practice started at 9:00:00

Lap	Time of Day	Lap Tm	S1	S2	S3
21	12:11:10.993	1:44.720	39.522	34.160	31.038
22	12:12:54.599	1:43.606	38.954	34.313	30.339
23	12:14:37.926	1:43.327	39.473	34.211	29.643
24	12:16:21.809	1:43.883	38.989	34.546	30.348
p25	12:18:10.775	1:48.966	38.946	34.652	

Lap	Time of Day	Lap Tm	S1	S2	S3
1	9:46:53.243	1:49.682	41.549	36.302	31.831
2	9:48:38.501	1:45.258	39.658	35.168	30.432
3	9:50:30.425	1:51.924	40.622	37.275	34.027
4	9:52:17.204	1:46.779	39.921	35.211	31.647
5	9:54:02.839	1:45.635	39.966	35.036	30.633
6	9:55:47.510	1:44.671	39.035	35.494	30.142
p7	9:57:45.699	1:58.189	39.993	35.363	
8	11:05:36.983	1:07:51.284		36.580	31.285
9	11:07:22.185	1:45.202	39.642	35.596	29.964
10	11:09:07.075	1:44.890	39.336	35.000	30.554
11	11:10:50.651	1:43.576	38.923	34.493	30.160
12	11:12:34.053	1:43.402	38.999	34.283	30.120
13	11:14:17.841	1:43.788	39.204	34.496	30.088
p14	11:16:34.243	2:16.402	47.689	43.212	
15	12:25:10.632	1:08:36.389		35.622	30.308
16	12:26:55.480	1:44.848	39.445	35.081	30.322
17	12:28:40.454	1:44.974	39.279	35.211	30.484
p18	12:30:40.784	2:00.330	40.611	38.575	

(65) Denny EPPRECHT

1	10:45:43.669	1:46.397	39.051	35.437	31.909
2	10:47:28.252	1:44.583	39.079	34.175	31.329
3	10:49:14.177	1:45.925	38.086	34.669	33.170
4	10:50:59.161	1:44.984	38.178	34.001	32.805
5	10:52:43.903	1:44.742	38.927	34.568	31.247
6	10:54:26.912	1:43.009	37.953	33.090	31.966
7	10:56:12.961	1:46.049	38.877	34.876	32.296
p8	10:58:02.633	1:49.672	38.646	33.121	
9	12:05:53.369	1:07:50.736		34.809	31.820
10	12:07:41.199	1:47.830	38.860	35.580	33.390
11	12:09:26.670	1:45.471	38.179	34.998	32.294
12	12:11:14.461	1:47.791	39.676	35.738	32.377
13	12:12:58.692	1:44.231	39.356	33.438	31.437
p14	12:14:55.364	1:56.672	39.973	35.597	

(239) Stefan HAUCK

1	10:45:16.165	1:51.209	41.179	36.881	33.149
2	10:47:07.654	1:51.489	41.837	36.766	32.886
3	10:48:59.001	1:51.347	41.655	36.776	32.916
4	10:50:48.257	1:49.256	40.530	36.319	32.407
5	10:52:35.066	1:46.809	39.836	35.442	31.531
6	10:54:20.307	1:45.241	38.465	35.256	31.520
7	10:56:07.033	1:46.726	39.332	35.159	32.235
p8	10:57:59.997	1:52.964	38.848	35.073	
9	12:03:49.915	1:05:49.918		37.119	32.483
10	12:05:38.217	1:48.302	41.000	35.098	32.204
11	12:07:28.959	1:50.742	40.910	36.708	33.124
12	12:09:15.571	1:46.612	39.187	35.641	31.784
13	12:11:02.457	1:46.886	41.362	34.281	31.243
14	12:12:46.048	1:43.591	38.200	34.295	31.096
15	12:14:35.831	1:49.783	40.758	36.990	32.035
p16	12:16:24.915	1:49.084	38.329	35.167	

(771) Andreas CRAMER

1	9:26:06.928	1:51.845	41.375	38.530	31.940
2	9:27:53.684	1:46.756	39.903	35.247	31.606
3	9:29:48.513	1:54.829	41.768	39.320	33.741
4	9:31:41.365	1:52.852	41.971	37.799	33.082
5	9:33:33.376	1:52.011	42.516	37.016	32.479
p6	9:35:29.097	1:55.721	40.379	35.779	
7	10:43:26.414	1:07:57.317		36.621	32.376
8	10:45:14.028	1:47.614	40.694	35.864	31.056
p9	10:47:11.558	1:57.530	39.265	35.457	
10	12:03:58.520	1:16:46.962		35.858	31.590
11	12:05:45.629	1:47.109	39.999	35.662	31.448
12	12:07:29.358	1:43.729	38.901	34.195	30.633
13	12:09:14.818	1:45.460	38.796	34.967	31.697
14	12:10:58.085	1:43.267	38.552	33.830	30.885
15	12:12:43.513	1:45.428	38.634	34.185	32.609
16	12:14:29.067	1:45.554	40.445	34.304	30.805
p17	12:16:22.916	1:53.849	39.473	35.700	

(931) Maximilian SPONAGEL

1	9:28:50.889	1:51.194	41.740	37.019	32.435
2	9:30:40.691	1:49.802	41.093	35.930	32.779
3	9:32:29.055	1:48.364	40.982	36.276	31.106
4	9:34:15.747	1:46.692	39.897	35.585	31.210
p5	9:36:11.762	1:56.015	39.756	35.493	
6	10:43:54.299	1:07:42.537		36.331	31.385
7	10:45:41.033	1:46.734	40.102	35.690	30.942
8	10:47:24.751	1:43.718	39.263	34.367	30.088
9	10:49:11.383	1:46.632	39.998	35.051	31.583
10	10:50:58.319	1:46.936	39.824	34.467	32.645
11	10:52:45.231	1:46.912	40.435	35.076	31.401
12	10:54:30.499	1:45.268	39.837	34.752	30.679
13	10:56:15.813	1:45.314	39.843	34.242	31.229
p14	10:58:11.930	1:56.117	40.805	35.170	
15	12:04:25.646	1:06:13.716		36.173	31.595
p16	12:07:24.125	2:58.479	41.257	35.704	

(991) Filip SAMIJA

1	11:07:19.368	1:47.275	40.225	34.658	32.392
2	11:09:04.472	1:45.104	39.484	33.862	31.758
3	11:10:47.906	1:43.434	39.130	33.474	30.830
4	11:12:31.788	1:43.882	39.239	33.677	30.966
5	11:14:15.114	1:43.326	38.390	33.805	31.131
p6	11:16:31.894	2:16.780	49.004	43.920	

(984) Markus DIERING

1	9:46:40.318	1:48.072	40.747	35.737	31.588
2	9:48:26.678	1:46.360	40.017	35.072	31.271
3	9:50:11.765	1:45.087	39.089	35.031	30.967
p4	9:52:07.365	1:55.600	40.694	36.308	
p5	11:06:31.008	1:14:23.643		35.695	
p6	11:10:21.458	3:50.450		37.894	
7	12:25:28.123	1:15:06.665		34.611	32.510
8	12:27:12.490	1:44.367	38.422	34.570	31.375
9	12:28:56.294	1:43.804	38.737	34.287	30.780
p10	12:30:51.287	1:54.993	41.637	37.372	

(461) Chris MULLER

1	9:46:13.880	1:50.235	40.870	37.020	32.345
2	9:48:01.420	1:47.540	39.289	35.910	32.341
3	9:49:46.494	1:45.074	38.918	35.410	30.746
4	9:51:33.731	1:47.237	38.997	35.490	32.750
p5	9:53:21.962	1:48.231	39.719	35.522	
6	11:06:07.025	1:12:45.063		35.770	31.583
7	11:07:52.374	1:45.349	38.748	35.731	30.870
8	11:09:36.022	1:43.648	38.217	34.805	30.626
9	11:11:21.374	1:45.352	38.147	35.526	31.679
10	11:13:04.759	1:43.385	37.809	34.664	30.912
p11	11:14:51.440	1:46.681	37.690	34.193	
12	12:24:02.051	1:09:10.611		35.859	31.941
13	12:25:48.393	1:46.342	38.793	35.540	32.009
14	12:27:33.125	1:44.732	38.427	35.212	31.093
15	12:29:17.744	1:44.619	38.452	35.087	31.080
p16	12:31:13.516	1:55.772	41.342	36.215	

(24) Klaus GRAUMANN

(115) Necati ATES

Orbits

DREIER RACING 2026. - SUMMERSESSION

15.06.2026.

Grobnik 4,168 km

Practice

15.6.2026. 09:00

Practice started at 9:00:00

Lap	Time of Day	Lap Tm	S1	S2	S3
1	9:28:42.880	1:46.513	39.226	35.150	32.137
p2	9:30:38.013	1:55.133	41.430	36.042	
3	9:33:38.103	3:00.090		35.295	31.961
p4	9:35:38.224	2:00.121	41.510	38.437	
5	10:45:35.209	:09:56.985		35.260	30.271
6	10:47:20.351	1:45.142	38.527	34.427	32.188
7	10:49:12.559	1:52.208	41.537	37.621	33.050
8	10:50:59.408	1:46.849	38.913	34.349	33.587
p9	10:52:53.351	1:53.943	41.476	36.187	
10	12:06:24.986	:13:31.635		35.347	32.798
11	12:08:14.254	1:49.268	41.371	36.105	31.792
12	12:09:58.076	1:43.822	38.629	34.498	30.695
p13	12:11:52.474	1:54.398	40.248	35.240	

Lap	Time of Day	Lap Tm	S1	S2	S3
11	10:48:39.874	1:45.889	40.245	34.556	31.088
12	10:50:24.299	1:44.425	39.184	34.123	31.118
13	10:52:09.977	1:45.678	39.479	35.411	30.788
14	10:53:54.060	1:44.083	39.054	34.302	30.727
15	10:55:39.250	1:45.190	38.876	34.842	31.472
p16	10:57:32.445	1:53.195	41.839	34.472	
17	12:04:14.271	:06:41.826		39.678	34.121
18	12:06:01.167	1:46.896	40.880	34.847	31.169
19	12:07:45.657	1:44.490	39.230	34.747	30.513
20	12:09:33.276	1:47.619	39.390	35.802	32.427
21	12:11:22.940	1:49.664	41.253	35.994	32.417
22	12:13:08.568	1:45.628	38.294	34.188	33.146
23	12:14:54.227	1:45.659	40.450	34.070	31.139
p24	12:16:44.151	1:49.924	38.177	34.430	

(81) Michael KERSTING

1	9:28:02.331	1:50.990	41.278	36.234	33.478
2	9:29:55.228	1:52.897	42.039	38.295	32.563
3	9:31:48.751	1:53.523	42.229	37.546	33.748
4	9:33:39.212	1:50.461	43.131	35.630	31.700
p5	9:35:40.899	2:01.687	40.687	40.067	
6	10:43:58.933	:08:18.034		36.183	31.981
7	10:45:45.705	1:46.772	39.992	34.903	31.877
8	10:47:33.260	1:47.555	40.366	36.022	31.167
9	10:49:17.267	1:44.007	39.483	34.094	30.430
10	10:51:02.825	1:45.558	38.889	35.722	30.947
11	10:52:48.266	1:45.441	39.769	34.757	30.915
12	10:54:32.482	1:44.216	38.153	34.652	31.411
13	10:56:18.967	1:46.485	39.830	35.471	31.184
p14	10:58:16.033	1:57.066	41.188	35.483	
15	12:03:08.980	:04:52.947		36.373	31.468
16	12:04:58.092	1:49.112	39.926	35.131	34.055
17	12:06:43.058	1:44.966	39.098	34.381	31.487
18	12:08:29.609	1:46.551	40.394	35.111	31.046
19	12:10:15.169	1:45.560	39.658	34.587	31.315
20	12:11:59.364	1:44.195	38.673	34.581	30.941
21	12:13:44.374	1:45.010	38.877	34.503	31.630
p22	12:15:42.586	1:58.212	40.422	36.425	
p23	12:17:57.989	2:15.403		33.918	

(267) Christoph KLAMT

p1	9:47:46.534	2:02.840	41.926	38.646	
2	9:51:32.646	3:46.112		35.550	34.341
3	9:53:19.567	1:46.921	40.528	34.879	31.514
4	9:55:08.772	1:49.205	40.405	36.473	32.327
p5	9:57:01.673	1:52.901	39.893	34.245	
6	11:07:03.256	:10:01.583		35.506	32.736
7	11:08:49.493	1:46.237	40.034	34.707	31.496
8	11:10:37.591	1:48.098	40.679	34.882	32.537
9	11:12:23.340	1:45.749	39.477	34.701	31.571
10	11:14:07.563	1:44.223	39.184	34.217	30.822

(268) Thomas BONGARTZ

1	9:47:35.155	1:57.267	43.236	37.796	36.235
2	9:49:30.597	1:55.442	42.697	38.121	34.624
p3	9:51:32.540	2:01.943	42.650	36.606	
4	11:05:20.343	:13:47.803		36.883	34.011
5	11:07:07.801	1:47.458	40.030	35.263	32.165
6	11:08:53.828	1:46.027	39.504	34.779	31.744
7	11:10:40.311	1:46.483	39.741	34.349	32.393
p8	11:12:35.235	1:54.924	39.668	34.960	
9	12:24:53.961	:12:18.726		36.169	32.319
10	12:26:41.288	1:47.327	41.109	34.547	31.671
11	12:28:25.667	1:44.379	38.720	34.060	31.599
p12	12:30:16.682	1:51.015	38.729	35.036	

(29) Hannes INNERBICHLER

1	9:28:03.968	1:50.890	43.217	34.978	32.695
2	9:29:56.235	1:52.267	40.763	38.143	33.361
3	9:31:48.990	1:52.755	41.181	37.398	34.176
4	9:33:37.893	1:48.903	41.295	35.558	32.050
p5	9:35:40.064	2:02.171	41.317	40.272	
6	10:42:11.798	:06:31.734		35.224	31.858
7	10:44:00.305	1:48.507	39.684	35.956	32.867
8	10:45:48.978	1:48.673	40.402	35.344	32.927
9	10:47:35.629	1:46.651	40.323	34.677	31.651
10	10:49:22.681	1:47.052	39.402	35.375	32.275
11	10:51:10.969	1:48.288	40.338	35.576	32.374
p12	10:53:01.779	1:50.810	40.497	35.673	
13	12:04:14.203	:11:12.424		39.753	33.596
14	12:05:58.635	1:44.432	38.586	34.774	31.072
15	12:07:43.693	1:45.058	39.488	34.539	31.031
16	12:09:32.131	1:48.438	39.924	36.647	31.867
17	12:11:23.318	1:51.187	41.862	36.224	33.101
p18	12:13:15.622	1:52.304	38.880	34.420	

(111) Christian BÄUERLE

1	9:26:42.212	2:02.212	44.052	40.207	37.953
p2	9:28:47.664	2:05.452	44.013	38.590	
3	10:42:36.139	:13:48.475		35.913	33.030
4	10:44:24.189	1:48.050	40.155	35.217	32.678
5	10:46:14.908	1:50.719	41.572	37.833	31.314
6	10:48:02.380	1:47.472	40.523	35.024	31.925

(310) Christian JAROSS

1	10:45:20.990	1:48.279	40.323	36.178	31.778
2	10:47:16.377	1:55.387	40.002	42.200	33.185
3	10:49:10.194	1:53.817	44.881	37.527	31.409
4	10:50:59.443	1:49.249	39.309	35.813	34.127
5	10:52:52.678	1:53.235	43.120	37.504	32.611
6	10:54:39.550	1:46.872	38.817	36.462	31.593
p7	10:56:31.903	1:52.353	38.870	35.785	
8	12:03:21.590	:06:49.687		36.306	31.824
9	12:05:11.345	1:49.755	40.308	36.841	32.606
10	12:07:02.382	1:51.037	40.637	37.339	33.061
11	12:08:53.604	1:51.222	42.709	36.342	32.171
12	12:10:38.786	1:45.182	38.881	35.232	31.069
13	12:12:24.718	1:45.932	39.219	35.672	31.041
14	12:14:09.100	1:44.382	38.684	34.985	30.713
15	12:15:53.150	1:44.050	37.901	34.125	32.024
p16	12:17:51.448	1:58.298	39.739	36.671	

(155) Henryk TOMASCHEWSKI

1	9:25:19.137	1:50.842	42.274	35.820	32.748
2	9:27:06.756	1:47.619	40.737	35.308	31.574
3	9:28:52.916	1:46.160	39.927	35.321	30.912
4	9:30:41.057	1:48.141	39.480	35.907	32.754
5	9:32:29.427	1:48.370	40.973	36.250	31.147
6	9:34:15.987	1:46.560	40.351	34.958	31.251
p7	9:36:12.827	1:56.840	39.855	35.768	
8	10:43:17.435	:07:04.608		35.236	31.966
9	10:45:04.253	1:46.818	39.795	34.297	32.726
10	10:46:53.985	1:49.732	40.694	35.869	33.169

DREIER RACING 2026. - SUMMERSESSION

15.06.2026.

Grobnik 4,168 km

Practice

15.6.2026. 09:00

Practice started at 9:00:00

Lap	Time of Day	Lap Tm	S1	S2	S3
7	10:49:47.614	1:45.234	39.037	34.701	31.496
8	10:51:35.408	1:47.794	39.698	36.215	31.881
9	10:53:20.668	1:45.260	39.563	34.488	31.209
10	10:55:05.182	1:44.514	38.468	34.199	31.847
p11	10:56:58.509	1:53.327	39.941	34.459	
12	12:04:02.242	:07:03.733		35.570	33.555
13	12:05:51.255	1:49.013	40.133	34.709	34.171
14	12:07:41.931	1:50.676	40.776	36.030	33.870
15	12:09:31.843	1:49.912	41.434	36.551	31.927
16	12:11:21.608	1:49.765	41.612	36.304	31.849
17	12:13:07.935	1:46.327	39.238	34.094	32.995
18	12:14:55.285	1:47.350	40.005	34.773	32.572
p19	12:16:49.314	1:54.029	39.277	34.954	

(695) Patrick DOLATA

1	10:45:48.473	1:49.662	40.479	35.867	33.316
2	10:47:34.834	1:46.361	39.913	34.895	31.553
3	10:49:22.176	1:47.342	39.505	35.672	32.165
4	10:51:10.688	1:48.512	39.977	36.219	32.316
5	10:52:56.873	1:46.185	39.484	35.229	31.472
6	10:54:42.202	1:45.329	38.907	34.911	31.511
p7	10:56:32.655	1:50.453	39.104	34.730	
8	12:05:24.983	:08:52.328		36.390	32.223
9	12:07:15.042	1:50.059	39.680	36.460	33.919
10	12:09:00.053	1:45.011	39.169	34.781	31.061
11	12:10:47.801	1:47.748	39.390	37.164	31.194
12	12:12:33.612	1:45.811	38.511	35.497	31.803
13	12:14:18.566	1:44.954	38.689	34.988	31.277
14	12:16:03.195	1:44.629	38.331	34.456	31.842
p15	12:17:52.317	1:49.122	38.660	34.458	

(27) Benjamin AUSSERHOFER

1	9:45:19.649	1:48.811	41.044	35.325	32.442
2	9:47:07.632	1:47.983	40.494	35.191	32.298
3	9:48:54.491	1:46.859	40.468	34.513	31.878
p4	9:50:47.724	1:53.233	39.972	34.653	
5	11:04:47.838	:14:00.114		34.632	31.847
6	11:06:34.125	1:46.287	40.345	34.155	31.787
7	11:08:18.768	1:44.643	39.164	34.038	31.441
8	11:10:04.069	1:45.301	39.523	34.204	31.574
9	11:11:48.959	1:44.890	38.817	34.450	31.623
p10	11:13:42.736	1:53.777	40.235	35.609	
11	12:26:00.508	:12:17.772		34.669	31.834
12	12:27:45.479	1:44.971	39.178	34.449	31.344
p13	12:29:32.997	1:47.518	38.592	33.816	

(821) Patrick GWOSDEK

1	9:45:07.998	1:54.540	42.405	37.230	34.905
2	9:46:59.549	1:51.551	42.079	36.247	33.225
3	9:48:45.174	1:45.625	39.513	34.305	31.807
4	9:50:32.885	1:47.711	39.694	34.578	33.439
p5	9:52:25.542	1:52.657	40.084	34.894	
6	11:04:52.629	:12:27.087		34.573	32.210
7	11:06:38.102	1:45.473	39.791	34.313	31.369
8	11:08:23.611	1:45.509	39.989	34.089	31.431
9	11:10:08.324	1:44.713	38.761	33.776	32.176
10	11:11:54.358	1:46.034	39.579	34.728	31.727
11	11:13:39.700	1:45.342	38.761	34.272	32.309
p12	11:15:43.086	2:03.386	40.492	35.731	
13	12:23:56.040	:08:12.954		34.818	32.395
14	12:25:42.869	1:46.829	39.995	34.603	32.231
15	12:27:29.383	1:46.514	39.797	34.780	31.937
16	12:29:14.817	1:45.434	39.298	34.411	31.725
p17	12:31:12.487	1:57.670	41.811	36.021	

(303) Philipp HEINZ

1	10:45:44.997	1:47.326	39.211	35.794	32.321
p2	10:49:18.744	3:33.747	2:15.808	37.625	

Lap	Time of Day	Lap Tm	S1	S2	S3
3	12:06:14.996	:16:56.252		36.060	32.675
p4	12:08:05.691	1:50.695	40.498	35.287	
5	12:11:11.714	3:06.023		34.946	34.233
6	12:12:56.618	1:44.904	39.375	34.065	31.464
7	12:14:45.173	1:48.555	41.355	35.716	31.484
p8	12:16:38.237	1:53.064	39.548	34.836	

(8) Daniel MERKES

1	9:25:35.193	1:57.027	42.708	39.559	34.760
2	9:27:26.093	1:50.900	40.209	36.996	33.695
3	9:29:17.537	1:51.444	41.635	36.495	33.314
4	9:31:07.981	1:50.444	40.991	36.584	32.869
p5	9:33:03.726	1:55.745	40.605	36.594	
6	10:45:58.517	:12:54.791		36.233	33.064
7	10:47:46.764	1:48.247	39.737	34.739	33.771
8	10:49:35.352	1:48.588	39.456	35.451	33.681
9	10:51:24.480	1:49.128	40.559	35.529	33.040
10	10:53:13.108	1:48.628	40.737	35.160	32.731
11	10:54:59.330	1:46.222	40.045	34.537	31.640
p12	10:56:52.001	1:52.671	39.556	35.171	
13	12:03:16.248	:06:24.247		35.784	32.484
14	12:05:09.748	1:53.500	41.780	37.131	34.589
15	12:06:59.373	1:49.625	41.395	34.841	33.389
16	12:08:45.440	1:46.067	39.153	34.838	32.076
17	12:10:31.928	1:46.488	39.089	34.804	32.595
18	12:12:17.379	1:45.451	38.948	35.089	31.414
19	12:14:02.316	1:44.937	38.868	34.558	31.511
p20	12:16:03.549	2:01.233	39.949	36.372	

(40) Daniel ANLAUF

1	10:45:26.988	1:50.157	40.088	37.177	32.892
2	10:47:16.999	1:50.011	39.780	36.769	33.462
3	10:49:08.764	1:51.765	43.644	35.597	32.524
p4	10:51:01.448	1:52.684	39.684	35.469	
5	12:03:17.205	:12:15.757		35.390	32.817
6	12:05:10.179	1:52.974	43.276	36.094	33.604
7	12:06:59.394	1:49.215	40.176	35.316	33.723
8	12:08:47.688	1:48.294	39.868	35.433	32.993
9	12:10:32.944	1:45.256	38.926	34.242	32.088
10	12:12:17.946	1:45.002	38.236	35.189	31.577
p11	12:16:01.707	3:43.761	2:01.337	47.551	

(202) Hasan BARDAKCIOGLU

1	10:46:07.587	:08:57.203		37.282	33.574
2	10:47:57.240	1:49.653	41.013	35.854	32.786
3	10:49:45.337	1:48.097	39.834	35.758	32.505
4	10:51:32.693	1:47.356	39.604	34.639	33.113
5	10:53:20.557	1:47.864	39.174	36.186	32.504
p6	10:55:25.648	2:05.091	40.043	38.385	
7	12:07:14.904	:11:49.256		36.100	34.741
8	12:08:59.953	1:45.049	38.900	34.648	31.501
9	12:10:48.121	1:48.168	39.869	36.972	31.327
10	12:12:34.038	1:45.917	38.574	35.437	31.906
11	12:14:21.991	1:47.953	40.569	35.550	31.834
p12	12:16:30.974	2:08.983	39.652	42.474	

(58) Horst RUDLOF

1	9:45:28.654	1:52.164	42.032	37.491	32.641
2	9:47:17.821	1:49.167	40.580	35.852	32.735
3	9:49:06.334	1:48.513	40.257	36.164	32.092
4	9:50:55.560	1:49.226	40.497	35.759	32.970
5	9:52:44.175	1:48.615	40.063	36.022	32.530
6	9:54:31.352	1:47.177	39.731	35.811	31.635
7	9:56:17.813	1:46.461	39.405	34.697	32.359
p8	9:58:12.239	1:54.426	40.650	35.019	
9	11:05:21.536	:07:09.297		36.654	31.942
10	11:07:08.949	1:47.413	40.482	35.349	31.582
11	11:08:55.219	1:46.270	39.942	34.821	31.507

Orbits

DREIER RACING 2026. - SUMMERSESSION

15.06.2026.

Grobnik 4,168 km

Practice

15.6.2026. 09:00

Practice started at 9:00:00

Lap	Time of Day	Lap Tm	S1	S2	S3
12	11:10:41.350	1:46.131	39.292	34.784	32.055
13	11:12:27.612	1:46.262	39.998	34.882	31.382
14	11:14:12.754	1:45.142	39.804	34.411	30.927
p15	11:16:15.446	2:02.692	45.809	37.435	
16	12:24:09.101	:07:53.655		36.950	31.812
17	12:25:58.422	1:49.321	40.497	36.575	32.249
18	12:27:45.997	1:47.575	40.130	35.469	31.976
p19	12:29:39.424	1:53.427	39.377	35.418	
(82) Mike GREINER-FUCHS					
1	10:45:12.722	1:48.746	40.320	35.915	32.511
2	10:47:01.552	1:48.830	40.281	35.687	32.862
3	10:48:50.280	1:48.728	40.970	35.404	32.354
4	10:50:38.728	1:48.448	40.462	36.002	31.984
5	10:52:24.063	1:45.335	39.443	34.625	31.267
6	10:54:11.127	1:47.064	39.948	35.212	31.904
7	10:55:57.455	1:46.328	39.731	35.169	31.428
p8	10:57:53.213	1:55.758	40.218	35.179	
9	12:03:51.511	:05:58.298		36.477	33.055
10	12:05:47.642	1:56.131	41.846	41.268	33.017
11	12:07:34.740	1:47.098	39.623	35.259	32.216
12	12:09:20.549	1:45.809	39.217	34.910	31.682
13	12:11:09.448	1:48.899	39.718	36.444	32.737
14	12:12:56.003	1:46.555	40.171	34.636	31.748
15	12:14:44.806	1:48.803	41.507	35.880	31.416
16	12:16:30.433	1:45.627	39.144	34.615	31.868
p17	12:18:26.704	1:56.271	41.540	36.688	
(42) Kevin DRUI					
1	9:45:07.026	1:55.332	42.093	37.669	35.570
p2	9:47:09.940	2:02.914	41.813	36.755	
3	11:06:09.684	:18:59.744		35.869	32.857
4	11:07:56.344	1:46.660	39.092	35.598	31.970
5	11:09:44.023	1:47.679	39.552	35.918	32.209
6	11:11:31.389	1:47.366	39.938	35.439	31.989
7	11:13:18.799	1:47.410	39.611	35.351	32.448
p8	11:15:13.218	1:54.419	39.497	35.668	
9	12:23:51.828	:08:38.610		34.935	31.692
10	12:25:42.326	1:50.498	41.365	36.703	32.430
11	12:27:28.972	1:46.646	39.555	34.878	32.213
12	12:29:14.345	1:45.373	38.995	34.524	31.854
p13	12:31:10.555	1:56.210	41.233	36.223	
(12) Theresa LUTZ					
1	10:45:33.361	1:49.596	41.163	36.438	31.995
2	10:47:20.005	1:46.644	39.651	34.924	32.069
3	10:49:10.776	1:50.771	41.640	37.279	31.852
4	10:50:57.593	1:46.817	39.128	35.414	32.275
5	10:52:44.494	1:46.901	40.121	35.794	30.986
6	10:54:31.253	1:46.759	39.629	35.373	31.757
7	10:56:19.047	1:47.794	40.578	36.238	30.978
p8	10:58:14.717	1:55.670	40.739	34.985	
9	12:04:19.892	:06:05.175		35.591	30.534
10	12:06:07.075	1:47.183	40.052	36.464	30.667
11	12:07:52.910	1:45.835	39.259	35.723	30.853
12	12:09:38.827	1:45.917	39.847	35.123	30.947
13	12:11:25.329	1:46.502	40.758	35.347	30.397
14	12:13:10.757	1:45.428	39.580	34.875	30.973
15	12:14:57.253	1:46.496	40.901	35.217	30.378
p16	12:16:50.793	1:53.540	39.781	34.740	
(126) Alina SCHLEICH					
1	9:46:41.833	1:46.892	40.033	34.990	31.869
2	9:48:27.376	1:45.543	38.952	34.765	31.826
p3	9:50:18.530	1:51.154	39.249	35.709	
4	11:06:28.013	:16:09.483		35.767	32.472
5	11:08:14.743	1:46.730	40.019	34.906	31.805
6	11:10:02.199	1:47.456	40.102	35.282	32.072

Lap	Time of Day	Lap Tm	S1	S2	S3
p7	11:11:50.211	1:48.012	39.579	34.974	
8	12:25:40.599	:13:50.388		35.934	32.049
9	12:27:26.685	1:46.086	39.920	34.707	31.459
10	12:29:13.376	1:46.691	39.653	35.184	31.854
p11	12:31:08.975	1:55.599	41.207	35.836	
(454) Carsten LILL					
1	10:44:55.983	:07:48.311		40.533	36.377
2	10:46:54.159	1:58.176	44.571	38.890	34.715
3	10:48:49.462	1:55.303	44.860	37.236	33.207
4	10:50:38.373	1:48.911	40.923	35.974	32.014
5	10:52:27.059	1:48.686	41.273	35.157	32.256
6	10:54:15.106	1:48.047	40.229	35.223	32.595
7	10:56:02.477	1:47.371	39.936	35.454	31.981
p8	10:57:57.179	1:54.702	41.076	35.830	
9	12:04:58.137	:07:00.958		37.613	40.383
10	12:06:49.802	1:51.665	41.975	36.415	33.275
11	12:08:39.560	1:49.758	41.786	35.726	32.246
12	12:10:27.975	1:48.415	40.722	35.693	32.000
13	12:12:14.709	1:46.734	39.725	34.975	32.034
14	12:14:01.159	1:46.450	39.962	34.696	31.792
15	12:15:47.402	1:46.243	39.845	34.627	31.771
p16	12:17:40.652	1:53.250	39.815	34.721	
(158) Can TALAY					
1	9:27:42.052	2:00.970	45.114	39.486	36.370
2	9:29:41.261	1:59.209	46.035	39.715	33.459
3	9:31:32.713	1:51.452	40.921	36.934	33.597
4	9:33:23.065	1:50.352	41.302	36.389	32.661
5	9:35:13.482	1:50.417	41.228	36.307	32.882
p6	9:37:16.225	2:02.743	42.292	38.363	
7	10:43:25.624	:06:09.399		36.873	33.096
8	10:45:16.148	1:50.524	41.522	36.695	32.307
9	10:47:06.106	1:49.958	41.401	36.322	32.235
10	10:48:58.038	1:51.932	42.747	36.379	32.806
11	10:50:47.517	1:49.479	40.681	36.400	32.398
12	10:52:35.677	1:48.160	40.390	35.431	32.339
13	10:54:25.696	1:50.019	41.607	35.815	32.597
14	10:56:14.135	1:48.439	40.448	35.094	32.897
p15	10:58:10.144	1:56.009	40.639	34.445	
16	12:04:00.415	:05:50.271		36.272	33.580
17	12:05:50.869	1:50.454	40.797	35.453	34.204
18	12:07:39.227	1:48.358	40.541	35.828	31.989
19	12:09:25.908	1:46.681	39.887	34.991	31.803
20	12:11:14.776	1:48.868	39.951	35.873	33.044
21	12:13:02.583	1:47.807	40.685	34.918	32.204
p22	12:14:55.975	1:53.392	39.866	34.732	
(981) Pavao KARAMATIC					
1	10:44:54.003	1:53.333	42.863	37.479	32.991
2	10:46:45.084	1:51.081	41.334	36.560	33.187
3	10:48:36.514	1:51.430	42.466	36.460	32.504
p4	10:50:32.174	1:55.660	40.914	35.430	
5	12:03:49.438	:13:17.264		37.194	33.329
6	12:05:39.375	1:49.937	41.748	35.969	32.220
7	12:07:29.221	1:49.846	40.781	36.230	32.835
8	12:09:19.275	1:50.054	41.417	36.199	32.438
9	12:11:09.201	1:49.926	39.394	37.126	33.406
10	12:12:55.904	1:46.703	39.122	35.250	32.331
p11	12:14:52.703	1:56.799	41.021	36.356	
(187) Bastian KRAUS					
1	9:09:38.409	2:03.288	44.767	41.025	37.496
2	9:11:37.143	1:58.734	42.540	41.489	34.705
3	9:13:27.960	1:50.817	41.838	36.060	32.919
4	9:15:16.100	1:48.140	40.396	35.381	32.363
p5	9:17:21.087	2:04.987	44.629	37.880	
6	10:24:23.678	:07:02.591		41.325	31.974

DREIER RACING 2026. - SUMMERSESSION

15.06.2026.

Grobnik 4,168 km

Practice

15.6.2026. 09:00

Practice started at 9:00:00

Lap	Time of Day	Lap Tm	S1	S2	S3
7	10:26:17.565	1:53.887	43.552	37.139	33.196
8	10:28:07.680	1:50.115	40.566	37.138	32.411
9	10:29:54.489	1:46.809	40.046	35.321	31.442
10	10:31:47.821	1:53.332	42.839	34.794	35.699
p11	10:34:02.033	2:14.212	40.962	38.631	

Lap	Time of Day	Lap Tm	S1	S2	S3
10	10:27:13.195	1:51.167	41.272	37.705	32.190
11	10:29:03.485	1:50.290	40.566	37.213	32.511
12	10:30:51.447	1:47.962	39.125	37.459	31.378
13	10:32:40.305	1:48.858	40.647	36.058	32.153
14	10:34:28.460	1:48.155	39.491	35.315	33.349
p15	10:36:25.345	1:56.885	40.131	35.414	
16	11:45:15.391	:08:50.046		37.047	32.403
17	11:47:04.945	1:49.554	40.374	37.671	31.509
18	11:49:15.148	2:10.203	39.249	55.551	35.403
19	11:51:11.492	1:56.344	44.757	36.007	35.580
20	11:53:00.644	1:49.152	41.717	36.214	31.221
21	11:54:47.884	1:47.240	39.719	35.659	31.862
22	11:56:36.378	1:48.494	41.564	36.240	30.690
p23	11:58:34.123	1:57.745	39.199	35.078	

(183) Görkem ÖCAL

1	9:27:48.908	1:58.960	45.520	39.290	34.150
2	9:29:48.374	1:59.466	45.756	39.993	33.717
3	9:31:43.870	1:55.496	42.248	39.957	33.291
4	9:33:36.045	1:52.175	42.645	36.816	32.714
p5	9:35:35.324	1:59.279	42.056	36.391	
6	10:43:26.819	:07:51.495		37.069	32.857
7	10:45:17.210	1:50.391	42.050	36.717	31.624
8	10:47:06.348	1:49.138	41.267	36.313	31.558
9	10:48:58.134	1:51.786	42.739	36.285	32.762
10	10:50:47.553	1:49.419	40.819	36.338	32.262
11	10:52:34.627	1:47.074	39.402	34.292	33.380
12	10:54:24.645	1:50.018	42.402	35.055	32.561
13	10:56:12.262	1:47.617	39.554	36.057	32.006
p14	10:58:06.726	1:54.464	40.356	34.854	
15	12:04:32.225	:06:25.499		37.743	33.802
16	12:06:24.656	1:52.431	42.022	37.099	33.310
17	12:08:14.161	1:49.505	41.341	36.368	31.796
18	12:10:03.323	1:49.162	40.079	34.913	34.170
19	12:11:52.591	1:49.268	40.213	35.879	33.176
20	12:13:44.042	1:51.451	41.084	36.671	33.696
21	12:15:31.568	1:47.526	40.158	36.035	31.333
p22	12:17:25.512	1:53.944	40.455	34.963	

(69) Christian PUSE

1	9:06:35.890	2:16.623	52.853	44.097	39.673
2	9:08:36.026	2:00.136	47.272	36.718	36.146
3	9:10:39.073	2:03.047	45.309	41.361	36.377
4	9:12:40.117	2:01.044	45.092	42.188	33.764
5	9:14:47.623	2:07.506	45.925	46.359	35.222
6	9:16:50.454	2:02.831	41.934	45.914	34.983
7	9:18:43.169	1:52.715	40.693	38.333	33.689
p8	9:21:15.171	2:32.002	44.346	44.340	
9	10:23:25.646	:02:10.475		49.460	38.826
10	10:25:24.015	1:58.369	43.877	43.344	31.148
11	10:27:14.175	1:50.160	39.874	37.672	32.614
12	10:29:04.289	1:50.114	41.241	36.319	32.554
13	10:30:52.244	1:47.955	38.997	38.408	30.550
14	10:32:41.081	1:48.837	42.299	34.098	32.440
15	10:34:28.893	1:47.812	40.005	34.461	33.346
p16	10:36:30.500	2:01.607	47.677	40.370	
17	11:43:30.377	:06:59.877		35.006	31.375
18	11:45:17.646	1:47.269	39.198	36.457	31.614
19	11:47:13.002	1:55.356	43.726	39.488	32.142
20	11:49:02.542	1:49.540	40.587	37.684	31.269
21	11:50:50.642	1:48.100	40.048	36.605	31.447
22	11:52:38.234	1:47.592	39.214	37.634	30.744
23	11:54:37.626	1:59.392	40.850	46.040	32.502
24	11:56:29.220	1:51.594	43.035	37.767	30.792
p25	11:58:23.499	1:54.279	39.007	36.678	

(191) Philipp OFFER

1	9:28:08.215	1:56.099	44.152	38.390	33.557
2	9:30:02.243	1:54.028	43.120	37.406	33.502
3	9:31:55.896	1:53.653	42.802	37.346	33.505
p4	9:34:02.190	2:06.294	42.770	39.786	
5	10:44:22.097	:10:19.907		38.004	34.838
6	10:46:16.358	1:54.261	43.344	38.462	32.455
7	10:48:07.152	1:50.794	40.649	36.325	33.820
8	10:50:00.050	1:52.898	42.677	37.485	32.736
9	10:51:49.019	1:48.969	40.187	35.892	32.890
p10	10:53:46.381	1:57.362	41.078	36.155	
11	12:03:47.382	:10:01.001		36.650	32.345
12	12:05:37.339	1:49.957	41.060	36.650	32.247
13	12:07:27.703	1:50.364	41.411	36.397	32.556
14	12:09:14.791	1:47.088	39.745	35.411	31.932
p15	12:11:14.208	1:59.417	42.520	38.280	

(184) Bistra CHANEVA-NIKOLOVA

1	9:25:37.271	1:59.232	45.259	39.000	34.973
2	9:27:30.255	1:52.984	41.675	38.071	33.238
3	9:29:22.120	1:51.865	41.879	37.448	32.538
4	9:31:11.267	1:49.147	40.162	36.202	32.783
5	9:33:01.204	1:49.937	40.596	36.591	32.750
p6	9:34:59.864	1:58.660	40.804	36.996	
7	10:43:57.420	:08:57.556		36.577	32.485
8	10:45:44.761	1:47.341	39.314	35.843	32.184
9	10:47:33.872	1:49.111	40.287	36.624	32.200
10	10:49:21.981	1:48.109	40.133	35.694	32.282
11	10:51:10.595	1:48.614	39.874	36.314	32.426
12	10:52:58.958	1:48.363	40.144	35.793	32.426
p13	10:54:53.561	1:54.603	39.519	35.500	
14	12:04:19.296	:09:25.735		36.906	32.523
15	12:06:08.607	1:49.311	40.459	36.559	32.293
16	12:07:58.815	1:50.208	39.898	35.702	34.608
17	12:09:47.755	1:48.940	40.435	36.185	32.320
18	12:11:35.818	1:48.063	39.636	36.237	32.190
19	12:13:24.413	1:48.595	40.196	36.146	32.253
p20	12:15:24.345	1:59.932	41.889	37.394	

(399) Stefan BITZI

1	11:07:46.123	1:48.771	40.957	36.226	31.588
2	11:09:33.357	1:47.234	40.067	35.758	31.409
3	11:11:21.805	1:48.448	39.708	35.978	32.762
4	11:13:10.017	1:48.212	40.649	35.325	32.238
p5	11:15:10.770	2:00.753	40.831	36.558	
6	12:25:24.217	:10:13.447		35.657	31.576
7	12:27:11.862	1:47.645	39.803	35.740	32.102
8	12:28:59.203	1:47.341	39.970	35.511	31.860
p9	12:31:05.049	2:05.846	44.008	40.421	

(20) Sam DISIVISCOUR

1	9:08:52.891	1:53.859	41.874	38.754	33.231
2	9:10:48.971	1:56.080	42.975	38.065	35.040
3	9:12:44.407	1:55.436	42.362	37.693	35.381
4	9:14:39.317	1:54.910	42.097	39.121	33.692
5	9:16:28.533	1:49.216	40.399	36.496	32.321
6	9:18:23.062	1:54.529	44.036	37.383	33.110
p7	9:20:29.357	2:06.295	41.094	36.891	
8	10:23:28.328	:02:58.971		39.747	36.511
9	10:25:22.028	1:53.700	43.125	38.144	32.431

(240) Daniel MEYER

1	10:45:26.234	1:50.203	40.796	36.483	32.924
2	10:47:18.337	1:52.103	40.683	37.357	34.063
3	10:49:14.393	1:56.056	43.160	37.961	34.935

DREIER RACING 2026. - SUMMERSESSION

15.06.2026.

Grobnik 4,168 km

Practice

15.6.2026. 09:00

Practice started at 9:00:00

Lap	Time of Day	Lap Tm	S1	S2	S3
4	10:51:03.850	1:49.457	40.930	36.068	32.459
5	10:52:53.487	1:49.637	40.696	36.306	32.635
6	10:54:42.144	1:48.657	40.009	36.176	32.472
p7	10:56:39.395	1:57.251	41.014	35.793	
8	12:03:22.547	:06:43.152		36.157	32.043
9	12:05:13.506	1:50.959	40.308	37.695	32.956
10	12:07:03.033	1:49.527	40.524	35.667	33.336
11	12:08:57.060	1:54.027	42.313	37.152	34.562
12	12:10:46.396	1:49.336	41.336	35.366	32.634
13	12:12:33.955	1:47.559	39.747	35.588	32.224
14	12:14:22.623	1:48.668	40.181	36.200	32.287
p15	12:16:17.970	1:55.347	40.403	36.917	

(612) Jakob BLOEB

1	10:26:33.280	2:03.232	44.729	41.310	37.193
2	10:28:28.970	1:55.690	43.190	38.347	34.153
3	10:30:27.376	1:58.406	43.460	40.833	34.113
4	10:32:20.460	1:53.084	41.199	39.098	32.787
5	10:34:14.314	1:53.854	40.962	40.318	32.574
6	10:36:02.247	1:47.933	39.879	35.985	32.069
p7	10:37:59.642	1:57.395	42.870	35.981	
8	11:44:52.922	:06:53.280		42.029	34.591
9	11:46:43.593	1:50.671	40.405	38.172	32.094
10	11:48:36.721	1:53.128	43.902	37.426	31.800
11	11:50:28.230	1:51.509	41.812	38.003	31.694
12	11:52:22.705	1:54.475	42.217	37.374	34.884
13	11:54:15.375	1:52.670	42.447	38.358	31.865
14	11:56:06.768	1:51.393	40.267	39.402	31.724
p15	11:58:04.280	1:57.512	39.286	36.738	

(331) Robert SISAK

1	10:25:41.175	1:55.948	43.412	39.076	33.460
2	10:27:39.753	1:58.578	43.906	37.205	37.467
3	10:29:41.872	2:02.119	44.741	42.227	35.151
4	10:31:38.465	1:56.593	42.897	41.164	32.532
5	10:33:29.940	1:51.475	41.779	37.535	32.161
6	10:35:20.304	1:50.364	41.150	36.397	32.817
p7	10:37:26.497	2:06.193	41.469	36.069	
8	11:45:19.723	:07:53.226		39.948	33.853
9	11:47:13.810	1:54.087	42.947	38.686	32.454
10	11:49:03.882	1:50.072	41.890	36.187	31.995
11	11:50:54.933	1:51.051	40.901	37.911	32.239
12	11:52:43.027	1:48.094	40.781	35.453	31.860
13	11:54:37.142	1:54.115	40.807	40.928	32.380
14	11:56:28.562	1:51.420	42.723	36.783	31.914
p15	11:58:30.473	2:01.911	40.858	36.835	

(192) Aaron INNERBICHLER

1	9:28:02.457	1:49.966	42.624	34.554	32.788
2	9:29:54.835	1:52.378	41.833	37.994	32.551
3	9:31:45.354	1:50.519	39.994	37.217	33.308
4	9:33:33.612	1:48.258	41.252	34.908	32.098
p5	9:35:19.960	1:46.348	38.758	34.540	

(1) Andreas THIEL

1	10:44:05.146	1:48.973	40.687	35.276	33.010
2	10:45:53.981	1:48.835	40.531	35.312	32.992
3	10:47:44.300	1:50.319	40.926	36.462	32.931
4	10:49:35.031	1:50.731	41.120	35.763	33.848
5	10:51:23.902	1:48.871	40.745	35.303	32.823
6	10:53:12.963	1:49.061	40.778	35.252	33.031
7	10:55:01.344	1:48.381	40.414	35.154	32.813
p8	10:56:57.681	1:56.337	40.754	35.387	
9	12:03:40.197	:06:42.516		36.133	33.572
10	12:05:29.546	1:49.349	40.954	35.146	33.249
11	12:07:19.351	1:49.805	40.812	35.301	33.692
12	12:09:09.777	1:50.426	40.645	36.831	32.950
13	12:10:58.173	1:48.396	40.484	35.227	32.685

Lap	Time of Day	Lap Tm	S1	S2	S3
14	12:12:47.305	1:49.132	40.891	35.349	32.892
p15	12:15:17.363	2:30.058	1:10.424	38.841	
(91) Matthias MORGENSTERN					
1	10:25:59.098	1:58.040	46.056	38.756	33.228
2	10:27:56.111	1:57.013	43.856	38.210	34.947
3	10:29:47.605	1:51.494	40.972	37.295	33.227
4	10:31:40.074	1:52.469	40.955	38.072	33.442
5	10:33:28.991	1:48.917	40.766	36.837	31.314
6	10:35:18.121	1:49.130	40.279	36.403	32.448
p7	10:37:20.471	2:02.350	40.131	36.161	
8	11:44:10.764	:06:50.293		37.085	38.319
9	11:46:04.736	1:53.972	42.563	38.463	32.946
10	11:47:53.298	1:48.562	41.173	35.057	32.332
11	11:49:44.594	1:51.296	41.737	36.643	32.916
12	11:51:34.914	1:50.320	40.694	37.143	32.483
13	11:53:24.513	1:49.599	40.977	36.539	32.083
14	11:55:13.722	1:49.209	39.974	36.874	32.361
15	11:57:02.688	1:48.966	39.614	37.023	32.329
p16	11:59:04.460	2:01.772	40.283	36.578	

(47) Jan SCHULTHEIS

1	10:45:19.558	1:48.865	40.514	36.052	32.299
2	10:47:15.282	1:55.724	40.274	42.417	33.033
3	10:49:08.554	1:53.272	44.312	36.027	32.933
4	10:50:58.511	1:49.957	40.544	35.309	34.104
5	10:52:50.399	1:51.888	41.935	36.276	33.677
p6	10:54:45.439	1:55.040	40.882	36.349	
7	12:03:51.347	:09:05.908		37.196	33.424
8	12:05:49.143	1:57.796	41.742	41.206	34.848
9	12:07:40.864	1:51.721	41.202	36.827	33.692
10	12:09:31.547	1:50.683	41.822	35.881	32.980
p11	12:11:26.660	1:55.113	41.639	36.441	

(32) Murat SAHIN

1	9:07:32.421	2:00.357	44.087	39.765	36.505
2	9:09:32.986	2:00.565	45.300	41.036	34.229
3	9:11:38.278	2:05.292	46.321	44.053	34.918
4	9:13:32.656	1:54.378	43.457	37.718	33.203
5	9:15:25.151	1:52.495	41.738	36.756	34.001
6	9:17:24.647	1:59.496	41.822	41.688	35.986
p7	9:19:28.942	2:04.295	43.875	40.654	
8	10:23:23.588	:03:54.646		40.058	36.294
9	10:25:14.286	1:50.698	41.080	37.440	32.178
10	10:27:06.747	1:52.461	41.697	37.455	33.309
11	10:28:55.805	1:49.058	40.326	36.141	32.591
12	10:30:51.567	1:55.762	42.214	41.298	32.250
13	10:32:45.294	1:53.727	43.643	36.302	33.782
14	10:34:35.090	1:49.796	41.181	36.424	32.191
p15	10:36:48.252	2:13.162	43.790	43.270	

(94) Dustin SOIKA

1	10:26:33.616	2:03.111	44.654	41.632	36.825
2	10:28:29.411	1:55.795	43.069	38.935	33.791
3	10:30:28.047	1:58.636	43.321	41.034	34.281
4	10:32:23.618	1:55.571	41.088	38.854	35.629
5	10:34:18.085	1:54.467	40.171	39.978	34.318
p6	10:36:20.591	2:02.506	43.784	40.894	
7	11:44:53.301	:08:32.710		42.216	34.261
8	11:46:48.404	1:55.103	42.009	40.497	32.597
9	11:48:44.657	1:56.253	41.274	42.041	32.938
10	11:50:36.993	1:52.336	42.305	37.262	32.769
11	11:52:26.487	1:49.494	40.006	36.818	32.670
p12	11:54:30.967	2:04.480	47.959	36.905	

(101) Frank SCHMID

1	9:07:05.957	2:29.549	58.458	48.090	43.001
2	9:09:28.833	2:22.876	55.980	47.083	39.813

DREIER RACING 2026. - SUMMERSESSION


15.06.2026.

Grobnik 4,168 km

Practice

15.6.2026. 09:00

Practice started at 9:00:00



Lap	Time of Day	Lap Tm	S1	S2	S3
3	9:11:48.264	2:19.431	49.479	47.872	42.080
4	9:14:05.356	2:17.092	51.316	46.816	38.960
5	9:16:19.427	2:14.071	50.082	48.823	35.166
6	9:18:21.265	2:01.838	48.346	38.766	34.726
p7	9:20:31.191	2:09.926	42.822	39.142	
8	10:23:27.933	:02:56.742		43.877	39.750
9	10:25:31.260	2:03.327	46.337	40.183	36.807
10	10:27:39.830	2:08.570	46.800	42.728	39.042
11	10:29:39.524	1:59.694	44.398	41.262	34.034
12	10:31:39.978	2:00.454	45.022	41.592	33.840
13	10:33:34.521	1:54.543	42.288	38.716	33.539
14	10:35:28.464	1:53.943	41.014	39.121	33.808
p15	10:37:34.114	2:05.650	40.941	37.081	
16	11:43:13.728	:05:39.614		39.042	34.023
17	11:45:09.032	1:55.304	45.228	37.174	32.902
18	11:47:09.459	2:00.427	44.366	43.281	32.780
19	11:49:05.347	1:55.888	40.981	40.938	33.969
20	11:51:02.611	1:57.264	42.354	41.277	33.633
21	11:52:53.310	1:50.699	41.726	36.169	32.804
22	11:54:47.204	1:53.894	40.298	36.135	37.461
23	11:56:38.990	1:51.786	42.125	37.737	31.924
p24	11:58:39.507	2:00.517	39.774	35.989	

Lap	Time of Day	Lap Tm	S1	S2	S3
2	9:09:22.891	2:20.567	51.695	46.452	42.420
3	9:11:41.139	2:18.248	49.021	48.238	40.989
4	9:13:54.223	2:13.084	49.111	44.444	39.529
5	9:15:54.513	2:00.290	45.361	39.773	35.156
6	9:17:53.851	1:59.338	44.030	40.188	35.120
p7	9:20:08.214	2:14.363	45.792	42.502	
8	10:23:37.678	:03:29.464		40.204	35.274
9	10:25:35.101	1:57.423	44.787	37.577	35.059
10	10:27:31.415	1:56.314	43.416	39.113	33.785
11	10:29:27.734	1:56.319	43.832	37.718	34.769
12	10:31:24.136	1:56.402	42.863	38.684	34.855
13	10:33:20.495	1:56.359	43.485	38.488	34.386
14	10:35:19.517	1:59.022	42.656	41.721	34.645
p15	10:37:27.298	2:07.781	43.128	37.458	
16	11:44:11.209	:06:43.911		38.382	36.637
17	11:46:08.234	1:57.025	42.498	40.722	33.805
18	11:48:00.171	1:51.937	41.845	36.692	33.400
19	11:49:56.139	1:55.968	43.280	37.508	35.180
20	11:51:53.841	1:57.702	45.171	38.044	34.487
21	11:53:48.580	1:54.739	42.696	37.425	34.618
22	11:55:42.032	1:53.452	41.870	38.357	33.225
23	11:57:37.001	1:54.969	42.698	38.898	33.373
p24	11:59:39.392	2:02.391	42.102	37.164	

(92) Marc SIEFER

1	9:25:35.475	2:02.338	46.056	40.784	35.498
2	9:27:32.867	1:57.392	43.420	39.122	34.850
3	9:29:27.504	1:54.637	42.056	37.606	34.975
4	9:31:21.789	1:54.285	42.156	37.558	34.571
5	9:33:15.504	1:53.715	41.568	37.117	35.030
6	9:35:09.352	1:53.848	41.532	37.509	34.807
p7	9:37:12.746	2:03.394	41.368	39.001	
8	10:43:00.206	:05:47.460		39.583	36.153
9	10:44:56.971	1:56.765	42.275	38.421	36.069
10	10:46:53.695	1:56.724	43.874	38.278	34.572
11	10:48:47.819	1:54.124	42.361	37.429	34.334
12	10:50:40.359	1:52.540	41.221	36.747	34.572
13	10:52:31.871	1:51.512	41.018	36.643	33.851
14	10:54:22.691	1:50.820	40.660	36.296	33.864
15	10:56:14.203	1:51.512	41.075	36.324	34.113
p16	10:58:12.769	1:58.566	42.022	37.096	
17	12:03:16.321	:05:03.552		38.823	35.657
18	12:05:13.001	1:56.680	44.153	37.946	34.581
19	12:07:05.574	1:52.573	41.825	36.434	34.314
20	12:08:58.468	1:52.894	41.598	36.471	34.824
21	12:10:51.662	1:53.194	41.035	38.175	33.984
22	12:12:43.127	1:51.465	41.017	36.556	33.892
23	12:14:34.334	1:51.207	40.934	36.235	34.038
24	12:16:27.328	1:52.994	40.889	36.602	35.503
p25	12:18:23.167	1:55.839	41.152	36.512	

(30) Resul ÖZTAS

1	9:06:50.635	2:24.699	56.192	51.357	37.150
2	9:08:58.651	2:08.016	48.399	43.226	36.391
3	9:11:00.065	2:01.414	45.577	40.720	35.117
4	9:13:01.595	2:01.530	46.601	40.174	34.755
5	9:15:06.515	2:04.920	47.691	41.488	35.741
6	9:17:09.637	2:03.122	47.579	41.672	33.871
p7	9:19:25.929	2:16.292	45.973	39.289	
8	10:23:24.625	:03:58.696		50.188	43.337
9	10:25:26.999	2:02.374	47.210	41.018	34.146
10	10:27:24.770	1:57.771	45.251	38.483	34.037
11	10:29:21.687	1:56.917	44.566	39.002	33.349
12	10:31:18.398	1:56.711	44.682	38.768	33.261
13	10:33:13.213	1:54.815	42.716	38.297	33.802
14	10:35:06.720	1:54.507	43.744	37.781	32.982
p15	10:37:26.124	2:18.404	45.975	39.477	
16	11:42:40.800	:05:14.676		42.550	39.294
17	11:44:47.052	2:06.252	47.126	45.778	33.348
18	11:46:44.368	1:57.316	43.931	40.226	33.159
19	11:48:43.300	1:58.932	44.132	39.637	35.163
20	11:50:36.634	1:53.334	43.489	37.097	32.748
21	11:52:28.834	1:52.200	42.119	36.821	33.260
22	11:54:31.791	2:02.957	47.641	42.504	32.812
23	11:56:24.723	1:52.932	43.232	37.132	32.568
p24	11:58:34.624	2:09.901	41.365	38.459	

(48) Özcan SISMANOGLU

1	9:07:31.805	2:26.794	53.568	50.135	43.091
2	9:09:40.057	2:08.252	47.713	43.361	37.178
3	9:11:42.787	2:02.730	44.137	42.478	36.115
4	9:13:38.246	1:55.459	44.889	37.562	33.008
5	9:15:31.265	1:53.019	43.111	37.557	32.351
6	9:17:28.582	1:57.317	42.071	39.343	35.903
p7	9:19:32.445	2:03.863	43.448	37.969	
8	10:23:34.408	:04:01.963		38.248	34.809
9	10:25:31.578	1:57.170	43.298	39.016	34.856
10	10:27:23.488	1:51.910	42.987	36.387	32.536
11	10:29:14.920	1:51.432	42.160	36.817	32.455
12	10:31:07.369	1:52.449	41.849	35.905	34.695
13	10:32:58.451	1:51.082	42.300	36.765	32.017
p14	10:34:51.915	1:53.464	41.330	36.570	

(248) Udo MAIER

1	9:25:38.879	2:07.125	48.640	41.272	37.213
2	9:27:41.699	2:02.820	46.178	40.206	36.436
3	9:29:43.378	2:01.679	46.147	39.642	35.890
4	9:31:48.208	2:04.830	45.995	40.831	38.004
5	9:33:55.241	2:07.033	48.656	41.205	37.172
p6	9:36:09.531	2:14.290	46.407	41.909	
7	10:42:22.510	:06:12.979		39.712	34.703
8	10:44:21.132	1:58.622	44.982	38.928	34.712
9	10:46:13.429	1:52.297	42.015	36.790	33.492
10	10:48:06.890	1:53.461	42.784	36.930	33.747
11	10:50:01.863	1:54.973	42.659	38.431	33.883
12	10:51:55.278	1:53.415	42.495	37.213	33.707
13	10:53:47.728	1:52.450	42.406	36.923	33.121
14	10:55:40.850	1:53.122	43.132	36.487	33.503
p15	10:57:44.782	2:03.932	42.748	37.177	
16	12:03:14.279	:05:29.497		38.335	34.548
17	12:05:09.124	1:54.845	42.525	37.624	34.696

(113) Marcel BÖSSEL

1	9:07:02.324	2:33.341	53.964	53.829	45.548
---	-------------	----------	--------	--------	--------

DREIER RACING 2026. - SUMMERSESSION

15.06.2026.

Grobnik 4,168 km

Practice

15.6.2026. 09:00

Practice started at 9:00:00

Lap	Time of Day	Lap Tm	S1	S2	S3
18	12:07:01.857	1:52.733	42.601	36.886	33.246
19	12:08:56.579	1:54.722	42.617	37.485	34.620
20	12:10:49.946	1:53.367	42.616	37.255	33.496
21	12:12:43.429	1:53.483	42.571	37.472	33.440
22	12:14:37.143	1:53.714	42.795	37.022	33.897
23	12:16:29.855	1:52.712	42.531	36.766	33.415
p24	12:18:32.253	2:02.398	41.649	36.989	

(236) Frank WEBER

1	9:07:33.080	2:02.048	44.137	39.862	38.049
2	9:09:41.904	2:08.824	47.189	43.716	37.919
3	9:11:43.697	2:01.793	43.739	41.725	36.329
4	9:13:44.875	2:01.178	44.888	40.503	35.787
p5	9:15:44.459	1:59.584	41.971	38.917	
6	10:24:29.958	1:09:15.499		39.896	36.203
7	10:27:01.098	2:01.140	44.086	41.388	35.666
8	10:28:59.694	1:58.596	42.207	40.292	36.097
9	10:30:57.326	1:57.632	42.263	40.716	34.653
10	10:32:54.892	1:57.566	42.307	39.983	35.276
11	10:34:49.623	1:54.731	41.887	38.946	33.898
p12	10:36:59.662	2:10.039	41.509	38.785	
13	11:46:39.219	1:09:39.557		40.215	35.000
14	11:48:35.127	1:55.908	43.068	38.289	34.551
15	11:50:27.710	1:52.583	41.630	37.226	33.727
16	11:52:22.483	1:54.773	41.917	37.398	35.458
17	11:54:17.222	1:54.739	42.659	39.010	33.070
18	11:56:09.604	1:52.382	40.503	38.197	33.682
p19	11:58:15.870	2:06.266	41.847	39.849	

(169) Julian DIETZ

1	9:25:41.312	2:07.188	47.324	40.740	39.124
2	9:27:43.963	2:02.651	45.571	41.102	35.978
3	9:29:45.844	2:01.881	44.793	40.240	36.848
4	9:31:47.387	2:01.543	44.281	40.610	36.652
p5	9:33:49.633	2:02.246	44.817	38.527	
6	10:45:02.106	1:11:12.473		38.880	37.209
7	10:46:55.810	1:53.704	42.092	36.215	35.397
8	10:48:50.771	1:54.961	43.726	36.159	35.076
9	10:50:43.336	1:52.565	41.094	36.182	35.289
10	10:52:36.096	1:52.760	41.453	35.646	35.661
11	10:54:29.248	1:53.152	42.330	35.936	34.886
p12	10:56:27.175	1:57.927	42.467	36.287	
13	12:04:47.870	1:08:20.695		36.516	38.041
14	12:06:43.174	1:55.304	41.437	36.421	37.446
p15	12:08:41.981	1:58.807	41.469	37.124	
16	12:11:03.007	2:21.026		35.643	35.814
17	12:12:55.542	1:52.535	40.999	35.899	35.637
18	12:14:49.743	1:54.201	42.104	36.643	35.454
p19	12:16:46.283	1:56.540	40.949	36.020	

(581) Kerem SOYLU

1	9:27:49.620	1:59.264	45.591	39.161	34.512
2	9:29:48.338	1:58.718	45.198	39.306	34.214
3	9:31:44.013	1:55.675	42.725	39.758	33.192
4	9:33:36.661	1:52.648	42.708	36.851	33.089
p5	9:41:39.745	8:03.084	41.687	5:37.144	

(271) Esmeralda MANSER

1	10:26:34.277	2:02.570	45.071	40.405	37.094
2	10:28:30.308	1:56.031	43.933	37.677	34.421
3	10:30:30.726	2:00.418	43.339	40.797	36.282
4	10:32:27.326	1:56.600	43.669	38.710	34.221
5	10:34:28.101	2:00.775	43.821	40.386	36.568
p6	10:36:52.962	2:24.861	50.537	43.420	
7	11:44:52.707	1:07:59.745		48.783	36.600
8	11:46:48.118	1:55.411	42.241	40.613	32.557
9	11:48:48.251	2:00.133	42.615	44.377	33.141
10	11:50:46.616	1:58.365	45.957	39.033	33.375

Lap	Time of Day	Lap Tm	S1	S2	S3
11	11:52:40.278	1:53.662	41.833	38.614	33.215
p12	11:54:52.388	2:12.110	42.004	43.423	

(21) Serkan CIRA

1	9:06:46.668	2:14.787	50.845	46.991	36.951
2	9:08:52.031	2:05.363	46.901	43.447	35.015
3	9:10:51.887	1:59.856	45.488	39.536	34.832
4	9:12:48.053	1:56.166	43.964	38.107	34.095
5	9:14:54.132	2:06.079	45.116	45.986	34.977
6	9:16:53.859	1:59.727	43.901	39.783	36.043
7	9:18:47.723	1:53.864	42.264	36.729	34.871
p8	9:21:15.856	2:28.133	44.682	41.057	
9	10:23:30.364	1:02:14.508		44.895	41.676
10	10:25:32.156	2:01.792	46.397	39.735	35.660
11	10:27:36.077	2:03.921	46.258	42.495	35.168
12	10:29:34.859	1:58.782	43.767	40.901	34.114
p13	10:31:44.307	2:09.448	43.479	39.345	
p14	10:38:16.647	6:32.340		42.625	
15	11:42:21.387	1:04:04.740		40.735	35.615
16	11:44:18.945	1:57.558	44.015	39.252	34.291
17	11:46:20.572	2:01.627	44.958	41.029	35.640
p18	11:48:29.635	2:09.063	45.565	40.559	

(190) Christopher DENK

1	11:46:53.767	2:13.310	50.218	45.957	37.135
2	11:48:56.108	2:02.341	43.613	40.222	38.506
3	11:51:07.590	2:11.482	46.991	45.661	38.830
4	11:53:03.536	1:55.946	41.808	39.216	34.922
5	11:54:57.418	1:53.882	42.215	37.736	33.931
p6	11:57:01.327	2:03.909	43.841	38.418	

(45) Christian SCHNEIDER

1	9:06:31.390	2:13.370	46.517	45.857	40.996
2	9:08:39.210	2:07.820	46.026	42.210	39.584
3	9:10:43.610	2:04.400	46.614	40.027	37.759
4	9:12:45.687	2:02.077	43.626	41.411	37.040
5	9:14:50.525	2:04.838	45.800	42.340	36.698
6	9:16:51.685	2:01.160	44.011	41.395	35.754
p7	9:18:48.304	1:56.619	42.023	37.755	
8	10:24:30.802	1:05:42.498		44.652	37.752
9	10:26:34.808	2:04.006	44.742	41.703	37.561
10	10:28:31.268	1:56.460	44.358	37.425	34.677
11	10:30:31.554	2:00.286	42.568	40.962	36.756
12	10:32:27.743	1:56.189	45.143	37.409	33.637
13	10:34:27.778	2:00.035	43.576	40.552	35.907
p14	10:36:29.293	2:01.515	45.862	37.651	
15	11:43:58.311	1:07:29.018		44.377	35.021
16	11:45:52.268	1:53.957	42.296	37.732	33.929
17	11:47:48.533	1:56.265	43.241	37.317	35.707
18	11:49:43.151	1:54.618	41.543	38.765	34.310
19	11:51:37.635	1:54.484	42.947	37.647	33.890
20	11:53:35.453	1:57.818	42.105	40.240	35.473
21	11:55:35.355	1:59.902	44.483	40.317	35.102
22	11:57:31.917	1:56.562	45.243	37.787	33.532
p23	11:59:37.583	2:05.666	43.601	37.668	

(700) Martin BECKE

1	10:26:03.333	2:03.455	47.251	40.150	36.054
2	10:28:08.520	2:05.187	46.130	43.398	35.659
3	10:30:10.188	2:01.668	47.952	38.076	35.640
4	10:32:08.089	1:57.901	44.384	37.747	35.770
5	10:34:08.604	2:00.515	42.742	42.621	35.152
6	10:36:04.222	1:55.618	43.124	37.912	34.582
p7	10:38:08.561	2:04.339	43.655	37.509	
8	11:44:29.405	1:06:20.844		38.785	36.380
9	11:46:31.379	2:01.974	45.210	40.039	36.725
10	11:48:30.425	1:59.046	45.018	38.184	35.844
11	11:50:27.736	1:57.311	43.733	38.013	35.565

DREIER RACING 2026. - SUMMERSESSION

15.06.2026.

Grobnik 4,168 km

Practice

15.6.2026. 09:00

Practice started at 9:00:00

Lap	Time of Day	Lap Tm	S1	S2	S3
12	11:52:25.613	1:57.877	43.279	38.929	35.669
13	11:54:25.019	1:59.406	47.153	36.998	35.255
14	11:56:19.350	1:54.331	42.443	36.855	35.033
p15	11:58:23.231	2:03.881	44.561	37.148	

(411) Uluš ÖZTAS

1	12:06:41.128	1:57.830	43.363	38.745	35.722
2	12:08:36.451	1:55.323	42.407	37.169	35.747
p3	12:10:38.449	2:01.998	41.874	38.636	

(133) Monika EPPRECHT

1	10:26:03.625	2:04.788	47.661	40.495	36.632
2	10:28:13.867	2:10.242	46.624	45.578	38.040
3	10:30:17.949	2:04.082	45.422	42.951	35.709
4	10:32:15.942	1:57.993	43.793	38.577	35.623
5	10:34:17.700	2:01.758	44.588	41.918	35.252
p6	10:38:36.160	4:18.460	43.016	38.530	
7	11:43:32.741	:04:56.581		40.244	35.198
8	11:45:28.510	1:55.769	43.305	37.957	34.507
9	11:47:24.113	1:55.603	42.727	38.179	34.697
10	11:49:23.548	1:59.435	44.738	38.908	35.789
11	11:51:21.164	1:57.616	43.836	38.752	35.028
12	11:53:18.029	1:56.865	43.854	38.863	34.148
13	11:55:14.985	1:56.956	43.677	39.460	33.819
p14	11:57:22.476	2:07.491	43.742	38.443	

(2) David OEHLER

p1	10:25:38.108	2:09.261	47.755	39.715	
2	10:27:57.943	2:19.835		41.222	36.900
3	10:29:55.399	1:57.456	43.647	38.763	35.046
4	10:31:59.153	2:03.754	45.859	42.487	35.408
5	10:34:06.159	2:07.006	47.096	44.048	35.862
6	10:36:02.534	1:56.375	42.860	38.390	35.125
p7	10:38:14.322	2:11.788	49.052	38.371	
8	11:42:41.476	:04:27.154		41.799	39.242
p9	11:44:59.849	2:18.373	48.166	48.278	
10	11:47:28.876	2:29.027		43.987	38.883
11	11:49:34.273	2:05.397	46.392	41.083	37.922
12	11:51:35.685	2:01.412	44.150	40.852	36.410
13	11:53:40.312	2:04.627	43.805	41.930	38.892
14	11:55:37.579	1:57.267	42.796	38.675	35.796
p15	11:57:54.958	2:17.379	47.264	43.714	

(741) Peter WENZEL

1	9:25:40.913	2:08.227	48.519	42.090	37.618
2	9:27:46.771	2:05.858	47.113	40.940	37.805
3	9:29:48.485	2:01.714	45.623	39.598	36.493
p4	9:31:56.969	2:08.484	45.875	39.420	
5	10:42:20.572	:10:23.603		39.713	35.730
6	10:44:21.469	2:00.897	44.198	39.323	37.376
7	10:46:19.118	1:57.649	43.579	38.469	35.601
8	10:48:18.606	1:59.488	44.701	38.857	35.930
9	10:50:17.649	1:59.043	44.965	38.299	35.779
p10	10:52:25.872	2:08.223	44.848	39.661	
11	12:03:15.919	:10:50.047		39.433	36.934
12	12:05:17.894	2:01.975	44.878	40.640	36.457
13	12:07:18.385	2:00.491	44.757	39.186	36.548
14	12:09:15.055	1:56.670	43.874	37.761	35.035
15	12:11:11.505	1:56.450	43.628	37.788	35.034
16	12:13:08.698	1:57.193	43.764	38.133	35.296
17	12:15:05.801	1:57.103	43.553	37.856	35.694
p18	12:17:18.279	2:12.478	44.828	39.367	

(127) Alexander SCHOPF

p1	9:36:11.507	2:13.624	45.204	41.438	
2	10:43:49.621	:07:38.114		40.755	37.715
3	10:45:50.480	2:00.859	43.840	38.881	38.138
4	10:47:48.503	1:58.023	43.303	37.878	36.842

Lap	Time of Day	Lap Tm	S1	S2	S3
5	10:49:46.143	1:57.640	42.280	37.912	37.448
6	10:51:43.644	1:57.501	42.765	37.959	36.777
7	10:53:41.005	1:57.361	42.846	37.576	36.939
8	10:55:37.523	1:56.518	42.426	37.452	36.640
p9	10:57:39.338	2:01.815	43.551	38.115	
p10	12:23:04.320	:25:24.982		1:19.647	

(714) Cüneyd KONAR

1	9:07:03.708	2:38.302	57.058	53.611	47.633
2	9:09:24.271	2:20.563	53.551	45.867	41.145
3	9:11:46.957	2:22.686	51.591	48.475	42.620
p4	9:14:12.378	2:25.421	51.158	46.047	
5	9:17:52.617	3:40.239		42.025	38.589
p6	9:20:06.397	2:13.780	46.774	41.794	
7	10:23:29.826	:03:23.429		40.088	38.297
8	10:25:31.314	2:01.488	44.667	40.436	36.385
9	10:27:31.060	1:59.746	46.161	39.061	34.524
10	10:29:28.726	1:57.666	46.077	37.528	34.061
11	10:31:26.491	1:57.765	43.574	38.309	35.882
12	10:33:24.506	1:58.015	44.111	39.213	34.691
13	10:35:21.711	1:57.205	42.845	38.745	35.615
p14	10:37:32.048	2:10.337	43.727	37.023	
15	11:43:43.664	:06:11.616		39.509	36.583
16	11:45:41.604	1:57.940	43.936	39.045	34.959
17	11:47:39.385	1:57.781	43.544	39.037	35.200
18	11:49:37.752	1:58.367	43.921	38.885	35.561
19	11:51:34.283	1:56.531	45.079	36.913	34.539
20	11:53:33.663	1:59.380	43.879	41.206	34.295
21	11:55:34.248	2:00.585	43.376	38.792	38.417
p22	11:57:50.761	2:16.513	49.958	43.202	

(22) Bettina BITTNER

1	9:11:49.544	2:06.212	46.700	42.876	36.636
2	9:14:02.821	2:13.277	50.111	45.360	37.806
3	9:16:05.826	2:03.005	46.932	40.462	35.611
4	9:18:06.530	2:00.704	44.860	39.811	36.033
p5	9:20:28.407	2:21.877	45.862	43.188	
6	10:23:25.469	:02:57.062		47.142	38.382
7	10:25:27.900	2:02.431	43.762	43.386	35.283
8	10:27:29.043	2:01.143	46.117	38.934	36.092
9	10:29:27.363	1:58.320	43.258	39.546	35.516
10	10:31:24.296	1:56.933	42.940	38.754	35.239
11	10:33:23.705	1:59.409	43.949	41.223	34.237
p12	10:35:32.068	2:08.363	43.184	40.633	
13	11:45:10.282	:09:38.214		39.040	35.131
14	11:47:12.913	2:02.631	44.584	43.630	34.417
15	11:49:11.712	1:58.799	43.590	39.125	36.084
16	11:51:11.697	1:59.985	42.885	39.604	37.496
17	11:53:09.630	1:57.933	44.378	38.394	35.161
p18	11:55:18.678	2:09.048	48.748	38.567	

(693) Alina JÄCK

1	9:06:20.448	2:31.634	55.919	52.578	43.137
2	9:08:30.250	2:09.802	48.094	43.206	38.502
3	9:10:38.076	2:07.826	47.416	42.685	37.725
4	9:12:43.476	2:05.400	45.680	42.270	37.450
5	9:14:50.274	2:06.798	46.643	43.330	36.825
6	9:16:54.041	2:03.767	44.062	41.630	38.075
p7	9:19:01.764	2:07.723	44.716	40.811	
8	10:23:31.207	:04:29.443		42.353	39.875
9	10:25:35.057	2:03.850	46.498	40.499	36.853
10	10:27:39.676	2:04.619	44.549	42.399	37.671
11	10:29:39.194	1:59.518	44.209	40.213	35.096
12	10:31:42.099	2:02.905	44.447	42.286	36.172
13	10:33:43.084	2:00.985	44.231	40.277	36.477
14	10:35:43.323	2:00.239	44.237	40.260	35.742
p15	10:37:54.929	2:11.606	43.994	39.723	
16	11:42:13.182	:04:18.253		40.437	34.941

DREIER RACING 2026. - SUMMERSESSION

15.06.2026.

Grobnik 4,168 km

Practice

15.6.2026. 09:00

Practice started at 9:00:00

Lap	Time of Day	Lap Tm	S1	S2	S3	Lap	Time of Day	Lap Tm	S1	S2	S3
17	11:44:12.559	1:59.377	44.439	39.300	35.638	p23	12:17:19.786	2:09.756	42.488	38.095	
18	11:46:15.313	2:02.754	45.616	39.878	37.260	(23) Anja DREXELIUS					
19	11:48:14.958	1:59.645	44.338	40.063	35.244	1	9:06:49.551	2:29.162	57.740	51.259	40.163
20	11:50:12.908	1:57.950	43.031	40.112	34.807	2	9:08:58.016	2:08.465	48.126	44.226	36.113
21	11:52:13.210	2:00.302	43.792	40.910	35.600	3	9:11:02.860	2:04.844	45.778	41.499	37.567
22	11:54:10.642	1:57.432	42.796	39.234	35.402	4	9:13:04.166	2:01.306	44.646	40.669	35.991
23	11:56:08.602	1:57.960	43.582	40.026	34.352	5	9:15:07.296	2:03.130	45.546	41.539	36.045
p24	11:58:21.305	2:12.703	42.925	40.324		6	9:17:22.776	2:15.480	52.451	42.167	40.862
(201) Salih HANCAR						p7	9:19:34.233	2:11.457	45.140	41.667	
1	10:25:19.560	2:14.408	52.243	43.378	38.787	8	10:23:25.067	:03:50.834		53.067	40.414
2	10:27:39.987	2:20.427	58.018	43.697	38.712	9	10:25:29.656	2:04.589	47.321	41.091	36.177
3	10:29:43.894	2:03.907	48.115	39.582	36.210	10	10:27:39.105	2:09.449	46.990	43.622	38.837
p4	10:31:48.682	2:04.788	45.245	40.383		11	10:29:48.492	2:09.387	50.199	40.459	38.729
5	11:46:33.263	:14:44.581		40.332	35.372	12	10:31:55.120	2:06.628	49.063	40.035	37.530
6	11:48:34.033	2:00.770	47.462	38.457	34.851	p13	10:34:26.908	2:31.788	49.074	51.587	
7	11:50:31.579	1:57.546	44.398	38.770	34.378	14	11:44:04.733	:09:37.825		48.701	39.787
8	11:52:29.978	1:58.399	43.982	38.563	35.854	15	11:46:14.384	2:09.651	48.640	42.590	38.421
9	11:54:31.410	2:01.432	46.421	41.538	33.473	16	11:48:17.997	2:03.613	46.105	40.467	37.041
p10	11:56:29.773	1:58.363	43.377	36.882		17	11:50:16.200	1:58.203	43.979	39.019	35.205
(182) Johann BAUR						18	11:52:21.095	2:04.895	45.125	40.363	39.407
1	9:06:24.647	2:32.092	54.617	52.672	44.803	p19	11:54:48.895	2:27.800	53.863	48.710	
2	9:08:34.623	2:09.976	48.773	42.706	38.497	(114) Aziz BUDAK					
3	9:10:44.395	2:09.772	48.403	42.527	38.842	1	9:07:30.079	2:19.870	52.098	46.133	41.639
4	9:12:51.396	2:07.001	47.470	41.748	37.783	2	9:09:47.299	2:17.220	49.040	44.354	43.826
5	9:14:58.814	2:07.418	48.066	42.099	37.253	3	9:12:01.789	2:14.490	50.690	42.669	41.131
6	9:17:02.828	2:04.014	45.683	41.072	37.259	4	9:14:11.418	2:09.629	48.258	42.543	38.828
p7	9:19:14.586	2:11.758	46.443	41.646		5	9:16:27.528	2:16.110	47.172	47.396	41.542
8	10:23:58.914	:04:44.328		44.262	40.367	6	9:18:37.838	2:10.310	49.363	42.516	38.431
9	10:26:02.557	2:03.643	45.843	40.822	36.978	p7	9:21:14.036	2:36.198	47.857	45.302	
10	10:28:14.948	2:12.391	46.435	47.475	38.481	8	10:24:01.367	:02:47.331		43.219	39.941
11	10:30:20.123	2:05.175	45.711	43.258	36.206	9	10:26:05.675	2:04.308	47.039	40.822	36.447
12	10:32:24.793	2:04.670	45.579	41.215	37.876	10	10:28:12.823	2:07.148	45.119	43.405	38.624
13	10:34:27.950	2:03.157	45.576	40.444	37.137	11	10:30:14.259	2:01.436	45.492	40.694	35.250
p14	10:36:46.193	2:18.243	48.765	43.398		12	10:32:14.317	2:00.058	44.675	38.868	36.515
15	11:44:52.681	:08:06.488		45.673	36.764	13	10:34:17.539	2:03.222	45.408	41.291	36.523
16	11:46:54.543	2:01.862	45.219	39.557	37.086	p14	10:36:23.882	2:06.343	44.141	40.584	
17	11:48:53.938	1:59.395	44.126	39.594	35.675	15	11:44:04.083	:07:40.201		44.172	38.779
18	11:50:55.764	2:01.826	45.955	38.880	36.991	16	11:46:03.911	1:59.828	46.094	38.673	35.061
19	11:52:53.450	1:57.686	43.356	39.125	35.205	17	11:48:02.153	1:58.242	43.201	39.518	35.523
20	11:54:51.633	1:58.183	43.626	38.914	35.643	p18	11:50:06.154	2:04.001	44.246	39.536	
21	11:56:52.461	2:00.828	44.285	40.957	35.586	(703) Jan GÖTZ					
p22	11:59:03.121	2:10.660	43.670	38.759		1	10:26:42.583	2:07.304	47.264	42.154	37.886
(740) Hermann GRONINGER						2	10:28:49.320	2:06.737	49.529	41.081	36.127
1	9:25:38.899	2:08.182	47.678	41.475	39.029	3	10:31:00.527	2:11.207	48.289	45.143	37.775
2	9:27:46.676	2:07.777	47.119	41.896	38.762	4	10:33:05.142	2:04.615	46.390	39.412	38.813
3	9:29:52.125	2:05.449	47.171	40.139	38.139	5	10:35:06.224	2:01.082	45.338	39.672	36.072
4	9:31:56.543	2:04.418	46.862	40.040	37.516	p6	10:37:24.726	2:18.502	48.496	41.135	
5	9:33:59.686	2:03.143	45.419	40.047	37.677	7	11:44:04.974	:06:40.248		47.876	39.295
p6	9:36:10.111	2:10.425	44.460	40.775		8	11:46:12.478	2:07.504	47.799	42.139	37.566
7	10:42:20.687	:06:10.576		39.533	37.563	9	11:48:13.189	2:00.711	45.253	39.892	35.566
8	10:44:24.220	2:03.533	44.401	40.669	38.463	10	11:50:11.641	1:58.452	44.420	39.421	34.611
9	10:46:24.487	2:00.267	44.221	38.802	37.244	11	11:52:19.787	2:08.146	45.374	42.124	40.648
10	10:48:23.344	1:58.857	43.636	38.346	36.875	12	11:54:19.121	1:59.334	44.771	39.030	35.533
11	10:50:21.324	1:57.980	42.652	38.191	37.137	13	11:56:19.058	1:59.937	44.369	39.056	36.512
12	10:52:21.311	1:59.987	42.531	39.082	38.374	p14	11:58:28.760	2:09.702	45.302	40.201	
13	10:54:19.071	1:57.760	42.799	38.034	36.927	(128) Anna HAPPE					
14	10:56:17.154	1:58.083	42.818	38.210	37.055	1	11:48:54.472	2:15.860	50.527	47.662	37.671
p15	10:58:21.375	2:04.221	42.892	39.207		2	11:51:10.364	2:15.892	47.940	45.708	42.244
16	12:03:14.312	:04:52.937		39.350	37.419	3	11:53:09.466	1:59.102	43.653	39.640	35.809
17	12:05:15.612	2:01.300	43.886	40.162	37.252	4	11:55:09.774	2:00.308	45.920	39.563	34.825
18	12:07:15.739	2:00.127	43.823	38.684	37.620	5	11:57:13.983	2:04.209	43.059	39.647	41.503
19	12:09:13.844	1:58.105	42.852	38.528	36.725	p6	11:59:27.616	2:13.633	43.397	41.138	
20	12:11:13.386	1:59.542	42.973	38.743	37.826	(213) Gökdemir CAFER					
21	12:13:11.454	1:58.068	43.297	38.056	36.715						
22	12:15:10.030	1:58.576	43.439	38.372	36.765						

Orbits

DREIER RACING 2026. - SUMMERSESSION

15.06.2026.

Grobnik 4,168 km

Practice

15.6.2026. 09:00

Practice started at 9:00:00

Lap	Time of Day	Lap Tm	S1	S2	S3
1	9:07:00.334	2:37.209	58.296	53.389	45.524
2	9:09:23.098	2:22.764	52.514	48.641	41.609
3	9:11:44.889	2:21.791	52.005	48.265	41.521
4	9:14:01.955	2:17.066	51.323	47.668	38.075
5	9:16:22.112	2:20.157	53.180	48.737	38.240
6	9:18:35.202	2:13.090	50.348	45.921	36.821
p7	9:21:03.577	2:28.375	49.327	45.070	
8	10:22:41.924	:01:38.347		46.508	37.848
9	10:24:54.475	2:12.551	49.897	44.382	38.272
10	10:27:06.971	2:12.496	51.572	43.763	37.161
11	10:29:15.159	2:08.188	47.930	44.439	35.819
12	10:31:20.761	2:05.602	48.443	42.027	35.132
13	10:33:26.193	2:05.432	46.528	41.967	36.937
14	10:35:32.766	2:06.573	46.889	41.873	37.811
p15	10:37:41.392	2:08.626	46.887	41.348	
16	11:43:11.575	:05:30.183		44.210	38.803
17	11:45:16.439	2:04.864	47.730	42.516	34.618
18	11:47:26.900	2:10.461	48.368	43.476	38.617
19	11:49:31.412	2:04.512	46.185	42.421	35.906
20	11:51:33.015	2:01.603	46.123	40.793	34.687
21	11:53:34.403	2:01.388	44.956	41.592	34.840
22	11:55:34.622	2:00.219	45.384	40.023	34.812
p23	11:57:45.117	2:10.495	48.743	41.279	

(55) Anna-Maria RUPPERT

1	9:06:35.591	2:16.416	51.958	44.549	39.909
2	9:08:46.816	2:11.225	50.420	43.115	37.690
p3	9:11:03.489	2:16.673	50.483	44.215	
4	10:23:25.297	:12:21.808		53.325	40.104
5	10:25:30.954	2:05.657	48.622	40.205	36.830
6	10:27:36.143	2:05.189	46.378	43.159	35.652
7	10:29:41.931	2:05.788	46.263	44.229	35.296
8	10:31:43.112	2:01.181	46.344	40.091	34.746
9	10:33:44.776	2:01.664	45.994	39.417	36.253
p10	10:35:53.312	2:08.536	48.660	40.979	

(172) Jasmine MANSER

1	10:26:40.842	2:05.120	47.284	41.369	36.467
2	10:28:43.415	2:02.573	45.016	41.053	36.504
3	10:30:47.880	2:04.465	46.713	40.692	37.060
4	10:32:55.295	2:07.415	48.175	42.276	36.964
5	10:34:56.897	2:01.602	44.456	41.310	35.836
p6	10:37:08.274	2:11.377	45.625	39.641	
p7	11:45:13.515	:08:05.241		45.429	
8	11:47:48.538	2:35.023		41.357	38.341
9	11:49:54.715	2:06.177	46.356	41.802	38.019
10	11:51:59.601	2:04.886	48.006	40.173	36.707
11	11:54:03.445	2:03.844	45.670	40.990	37.184
12	11:56:05.850	2:02.405	46.180	39.635	36.590
p13	11:58:21.078	2:15.228	44.793	40.431	

(431) Ronja RETTKOWSKI

1	9:09:57.578	2:24.812	53.258	47.856	43.698
2	9:12:20.434	2:22.856	51.680	48.704	42.472
3	9:14:40.112	2:19.678	49.655	46.797	43.226
4	9:16:55.312	2:15.200	48.571	46.464	40.165
p5	9:19:13.421	2:18.109	47.262	43.661	
6	10:23:59.717	:04:46.296		43.980	41.922
7	10:26:06.857	2:07.140	48.173	42.225	36.742
8	10:28:15.602	2:08.745	46.219	43.867	38.659
9	10:30:21.828	2:06.226	48.135	41.358	36.733
10	10:32:24.873	2:03.045	44.863	41.749	36.433
11	10:34:28.666	2:03.793	45.846	40.750	37.197
p12	10:36:54.631	2:25.965	50.371	44.765	

(60) Sandra HEIDELBERGER

1	9:06:40.365	2:20.570	57.221	43.839	39.510
2	9:08:51.856	2:11.491	50.155	42.891	38.445

Lap	Time of Day	Lap Tm	S1	S2	S3
3	9:11:02.783	2:10.927	47.792	43.317	39.818
4	9:13:09.100	2:06.317	47.555	41.446	37.316
5	9:15:15.848	2:06.748	46.526	41.640	38.582
6	9:17:31.181	2:15.333	48.081	45.505	41.747
p7	9:19:42.989	2:11.808	49.594	42.392	
8	10:23:30.520	:03:47.531		48.515	43.275
9	10:25:40.009	2:09.489	48.353	41.032	40.104
10	10:27:44.557	2:04.548	46.392	41.060	37.096
11	10:29:52.444	2:07.887	46.799	43.105	37.983
12	10:32:04.366	2:11.922	48.200	45.777	37.945
13	10:34:13.396	2:09.030	45.973	45.032	38.025
p14	10:36:28.059	2:14.663	46.581	42.053	
15	11:44:03.795	:07:35.736		49.568	39.178
16	11:46:12.479	2:08.684	47.743	42.640	38.301
17	11:48:17.823	2:05.344	46.876	41.464	37.004
18	11:50:22.233	2:04.410	46.536	41.076	36.798
19	11:52:30.200	2:07.967	47.429	41.955	38.583
p20	11:54:54.626	2:24.426	48.409	46.145	
p21	11:57:42.368	2:47.742		44.660	

(7) Yann MERSCH

1	10:47:22.829	2:15.390	50.657	44.212	40.521
2	10:49:37.630	2:14.801	54.141	43.379	37.281
p3	10:51:58.116	2:20.486	48.807	42.114	
4	12:03:41.381	:11:43.265		44.945	38.220
5	12:05:52.581	2:11.200	49.834	42.764	38.602
6	12:07:58.871	2:06.290	48.322	41.224	36.744
7	12:10:03.470	2:04.599	47.608	40.596	36.395
p8	12:12:20.202	2:16.732	47.062	40.958	

(52) Raphael ZOCH

1	11:47:05.537	2:05.113	46.826	39.811	38.476
p2	12:01:50.038	14:44.501	43.621	42.265	

(18) Sebastian GRUTZ

1	11:45:47.148	2:10.285	49.179	43.219	37.887
2	11:47:57.529	2:10.381	50.118	42.068	38.195
3	11:50:07.613	2:10.084	48.177	41.942	39.965
4	11:52:22.240	2:14.627	48.230	44.251	42.146
5	11:54:47.457	2:25.217	53.605	48.585	43.027
6	11:56:55.662	2:08.205	48.195	40.300	39.710
p7	11:59:11.970	2:16.308	46.076	40.883	

(142) Oliver KAISER

1	10:27:18.466	2:22.003	53.593	46.380	42.030
2	10:29:37.486	2:19.020	51.831	46.407	40.782
3	10:31:55.354	2:17.868	50.789	45.897	41.182
4	10:34:26.577	2:31.223	50.510	50.948	49.765
p5	10:36:56.710	2:30.133	50.384	45.151	
6	11:45:08.181	:08:11.471		47.842	44.103
7	11:47:26.841	2:18.660	48.194	45.910	44.556
8	11:49:48.105	2:21.264	53.774	48.953	38.537
9	11:51:58.123	2:10.018	49.184	43.221	37.613
10	11:54:06.347	2:08.224	47.731	43.374	37.119
11	11:56:18.966	2:12.619	48.564	45.272	38.783
p12	11:58:38.051	2:19.085	48.603	42.923	

(67) Steven RIEDL

1	9:11:13.718	2:53.344		42.289	40.391
2	9:13:22.561	2:08.843	47.749	41.451	39.643
p3	9:16:06.657	2:44.096	56.616	53.755	

(117) Sebhattin KOCAK

1	10:25:24.047	2:16.625	52.796	44.189	39.640
2	10:27:38.851	2:14.804	52.226	43.760	38.818
3	10:29:53.143	2:14.292	51.634	43.631	39.027
4	10:32:07.990	2:14.847	51.235	43.931	39.681
5	10:34:27.188	2:19.198	52.269	44.778	42.151

DREIER RACING 2026. - SUMMERSESSION


15.06.2026.

Grobnik 4,168 km

Practice

15.6.2026. 09:00

Practice started at 9:00:00



Lap	Time of Day	Lap Tm	S1	S2	S3
p6	10:36:58.508	2:31.320	51.082	45.290	
7	11:44:11.201	:07:12.693		50.004	46.714
8	11:46:30.784	2:19.583		47.761	39.549
9	11:48:44.497	2:13.713	50.170	43.780	39.763
10	11:50:55.208	2:10.711	49.444	42.732	38.535
11	11:53:09.033	2:13.825	50.644	44.114	39.067
12	11:55:20.634	2:11.601	49.490	42.583	39.528
13	11:57:29.598	2:08.964	48.344	42.182	38.438
p14	11:59:51.009	2:21.411	49.908	43.048	

(381) Muhammed BUDAK

1	9:10:11.265	4:32.418		50.230	46.223
2	9:12:38.298	2:27.033	56.987	48.446	41.600
3	9:15:06.608	2:28.310	55.405	46.922	45.983
4	9:17:27.198	2:20.590	53.411	46.929	40.250
p5	9:20:02.746	2:35.548	53.722	49.333	
6	10:24:11.987	:04:09.241		45.857	41.948
7	10:26:33.023	2:21.036	54.345	48.304	38.387
8	10:28:46.515	2:13.492	51.176	44.384	37.932
9	10:31:00.290	2:13.775	50.964	44.185	38.626
p10	10:33:18.935	2:18.645	49.546	43.628	
11	11:44:23.291	:11:04.356		44.195	39.737
12	11:46:37.690	2:14.399	50.850	44.962	38.587
13	11:48:53.314	2:15.624	50.931	47.358	37.335
14	11:51:11.541	2:18.227	49.225	46.015	42.987
15	11:53:22.572	2:11.031	49.301	42.749	38.981
16	11:55:33.949	2:11.377	49.183	43.827	38.367
p17	11:57:53.294	2:19.345	49.588	43.528	

(51) Viktoria BÄUERLE

1	9:06:35.542	2:34.411	59.249	49.637	45.525
2	9:09:06.587	2:31.045	57.903	48.631	44.511
3	9:11:33.788	2:27.201	55.549	47.814	43.838
4	9:14:00.343	2:26.555	54.565	48.138	43.852
5	9:16:26.244	2:25.901	54.515	48.469	42.917
p6	9:18:55.478	2:29.234	55.067	47.825	
7	10:22:50.499	:03:55.021		46.435	41.934
8	10:25:09.419	2:18.920	52.294	45.549	41.077
9	10:27:29.220	2:19.801	53.466	45.473	40.862
10	10:29:48.315	2:19.095	51.608	45.655	41.832
11	10:32:07.327	2:19.012	52.048	45.806	41.158
12	10:34:25.115	2:17.788	51.800	44.540	41.448
p13	10:36:48.764	2:23.649	50.218	44.448	
14	11:43:12.278	:06:23.514		45.775	41.187
15	11:45:28.931	2:16.653	51.727	45.037	39.889
16	11:47:43.872	2:14.941	51.326	43.867	39.748
17	11:49:58.039	2:14.167	49.851	43.882	40.434
18	11:52:20.791	2:22.752	50.733	46.897	45.122
19	11:54:43.512	2:22.721	53.764	48.794	40.163
20	11:56:55.562	2:12.050	49.262	42.455	40.333
p21	11:59:12.626	2:17.064	49.684	42.417	

(881) Enes DOGAN

1	10:24:08.992	:18:09.835		58.615	46.486
2	10:26:40.646	2:31.654	56.790	50.865	43.999
3	10:29:05.851	2:25.205	53.856	48.655	42.694
4	10:31:27.115	2:21.264	52.281	46.912	42.071
5	10:33:45.387	2:18.272	51.986	45.436	40.850
6	10:36:00.460	2:15.073	50.549	44.952	39.572
p7	10:38:21.835	2:21.375	52.237	44.018	
8	11:45:01.872	:06:40.037		52.014	42.854
9	11:47:22.650	2:20.778	50.961	48.799	41.018
10	11:49:35.353	2:12.703	48.774	43.974	39.955
11	11:51:50.048	2:14.695	49.542	45.308	39.845
12	11:54:03.253	2:13.205	49.572	44.641	38.992
13	11:56:18.260	2:15.007	50.190	45.665	39.152
p14	11:58:35.910	2:17.650	48.547	42.970	

(49) Maraiki CARTER

1	11:46:57.203	2:17.905	51.216	45.527	41.162
2	11:49:12.519	2:15.316	49.227	44.632	41.457
3	11:51:25.705	2:13.186	49.149	43.300	40.737
4	11:53:40.552	2:14.847	48.820	44.864	41.163
5	11:55:53.461	2:12.909	48.752	43.811	40.346
p6	11:58:11.457	2:17.996	48.661	44.383	

(88) Nazan AKGÖZ

1	9:07:02.351	2:40.882	59.170	53.233	48.479
2	9:09:35.415	2:33.064	54.936	51.314	46.814
3	9:12:05.670	2:30.255	53.854	49.784	46.617
4	9:14:33.722	2:28.052	52.905	49.295	45.852
p5	9:17:06.716	2:32.994	51.395	47.995	
6	10:23:30.263	:06:23.547		53.909	46.547
7	10:25:54.684	2:24.421	52.460	47.707	44.254
8	10:28:20.204	2:25.520	52.016	49.249	44.255
9	10:30:44.065	2:23.861	52.338	47.514	44.009
10	10:33:08.183	2:24.118	51.601	47.623	44.894
p11	10:35:44.520	2:36.337	49.702	46.878	
12	11:44:10.735	:08:26.215		53.008	47.010
13	11:46:35.912	2:25.177	51.841	48.409	44.927
14	11:49:01.269	2:25.357	51.934	47.978	45.445
15	11:51:23.253	2:21.984	51.892	45.776	44.316
p16	11:53:55.712	2:32.459	50.198	45.436	

(287) Daniela DIMMELMEIER

1	11:47:26.425	2:26.286	52.206	48.878	45.202
2	11:49:53.625	2:27.200	53.742	48.856	44.602
3	11:52:20.586	2:26.961	52.944	48.626	45.391
4	11:54:47.574	2:26.988	53.601	48.734	44.653
5	11:57:15.580	2:28.006	54.338	48.141	45.527
p6	11:59:46.072	2:30.492	52.392	47.512	

(78) Bernd BLANKENBERG

p1	11:51:17.406	:27:08.802		47.212	
----	--------------	------------	--	--------	--