

DREIER RACING 2024 - COG - ROUND 3

10.06.2024.

Grobnik 4,168 km

Qualifying

10.6.2024. 14:00

Qualifying started at 14:00:00

Lap	Time of Day	Lap Tm	S1 Tm	S2 Tm	S3 Tm
(41) NAUMANN Florian					
1	14:13:55.408	1:35.490	35.624	31.626	28.240
2	14:15:30.216	1:34.808	35.611	31.025	28.172
3	14:17:04.040	1:33.824	35.098	30.806	27.920
p4	14:18:56.699	1:52.659	35.166	32.974	
5	15:03:15.464	44:18.765		34.434	28.828
6	15:04:49.004	1:33.540	34.868	30.961	27.711
7	15:06:22.005	1:33.001	34.908	30.464	27.629
8	15:08:03.814	1:41.809	42.581	31.368	27.860
9	15:09:38.994	1:35.180	35.923	31.410	27.847
10	15:11:15.243	1:36.249	36.127	32.085	28.337
p11	15:12:54.420	1:39.177	35.185	31.132	
12	16:02:41.576	49:47.156		32.559	28.868
13	16:04:18.135	1:36.559	36.409	31.889	28.261
14	16:05:52.461	1:34.326	35.430	31.105	27.791
15	16:07:27.996	1:35.535	35.788	31.375	28.372
p16	16:09:09.700	1:41.704	36.539	33.401	
17	17:03:36.214	54:26.514		31.598	29.305
18	17:05:11.456	1:35.242	35.329	31.833	28.080
19	17:06:47.920	1:36.464	35.659	32.373	28.432
20	17:08:22.644	1:34.724	35.277	31.152	28.295
p21	17:10:02.228	1:39.584	36.446	32.034	
(5) WURMSTEIN Robert					
1	14:10:40.494	1:48.366	40.240	33.925	34.201
2	14:12:20.990	1:40.496	37.348	32.473	30.675
3	14:13:56.530	1:35.540	35.473	30.906	29.161
4	14:15:32.641	1:36.111	35.106	32.031	28.974
5	14:17:06.957	1:34.316	34.960	30.743	28.613
p6	14:18:49.800	1:42.843	34.840	31.690	
7	15:02:40.560	43:50.760		33.107	31.235
8	15:04:18.106	1:37.546	35.744	32.832	28.970
9	15:05:52.936	1:34.830	35.133	31.201	28.496
10	15:07:27.787	1:34.851	35.439	30.836	28.576
11	15:09:02.699	1:34.912	35.317	31.056	28.539
12	15:10:38.234	1:35.535	35.190	31.018	29.327
13	15:12:14.141	1:35.907	36.060	31.080	28.767
14	15:13:50.522	1:36.381	36.068	31.594	28.719
p15	15:15:32.015	1:41.493	35.356	31.200	
16	16:04:34.616	49:02.601		33.675	30.623
17	16:06:10.692	1:36.076	35.681	31.378	29.017
18	16:07:45.623	1:34.931	35.380	31.047	28.504
p19	16:09:24.273	1:38.650	34.996	31.388	
20	16:11:32.442	2:08.169		31.258	28.441
p21	16:13:45.154	2:12.712	39.868	39.065	
(117) EHRENBERGER Claus					
1	14:10:41.974	1:47.746	40.984	34.372	32.390
2	14:12:24.193	1:42.219	38.925	33.007	30.287
3	14:14:04.000	1:39.807	38.000	32.166	29.641
4	14:15:42.262	1:38.262	36.815	31.952	29.495
5	14:17:19.108	1:36.846	36.453	31.733	28.660
p6	14:19:04.208	1:45.100	36.609	32.065	
7	15:01:39.607	42:35.399			29.280
8	15:03:19.224	1:39.617	36.687	33.196	29.734
9	15:04:57.034	1:37.810	35.940	33.276	28.594
10	15:06:33.982	1:36.948	36.100	32.511	28.337
11	15:08:09.591	1:35.609	35.759	31.455	28.395
12	15:09:44.795	1:35.204	35.729	31.457	28.018
13	15:11:19.769	1:34.974	35.628	31.346	28.000
14	15:12:55.438	1:35.669	35.268	31.868	28.533
15	15:14:32.988	1:37.550	35.454	31.183	30.913
16	15:16:10.897	1:37.909	37.204	31.991	28.714
17	15:17:47.432	1:36.535	35.719	31.917	28.899
p18	15:19:26.757	1:39.325	35.580	31.183	
19	16:03:28.891	44:02.134		33.340	28.786
20	16:05:04.422	1:35.531	35.933	31.450	28.148

Lap	Time of Day	Lap Tm	S1 Tm	S2 Tm	S3 Tm
21	16:06:40.670	1:36.248	35.517	32.416	28.315
22	16:08:15.702	1:35.032	35.405	31.325	28.302
23	16:09:50.826	1:35.124	35.297	31.716	28.111
24	16:11:28.265	1:37.439	35.367	32.922	29.150
p25	16:13:32.283	2:04.018	36.484	38.585	
26	17:03:27.038	49:54.755		32.630	28.572
27	17:05:04.528	1:37.490	36.265	32.374	28.851
28	17:06:41.743	1:37.215	36.804	32.192	28.219
29	17:08:17.807	1:36.064	36.429	31.741	27.894
30	17:09:52.142	1:34.335	34.992	31.011	28.332
31	17:11:26.493	1:34.351	35.245	31.007	28.099
p32	17:13:15.127	1:48.634	35.347	35.405	
(16) HIRTREITER Patrick					
1	14:12:14.121	1:41.633	38.157	33.246	30.230
2	14:13:53.916	1:39.795	37.149	32.654	29.992
3	14:15:33.928	1:40.012	37.131	32.607	30.274
p4	14:17:15.241	1:41.313	36.742	32.057	
5	15:02:09.576	44:54.335			29.441
6	15:03:46.923	1:37.347	36.062	31.958	29.327
7	15:05:24.994	1:38.071	36.413	32.004	29.654
8	15:07:01.390	1:36.396	35.774	31.440	29.182
9	15:08:37.527	1:36.137	35.527	31.316	29.294
10	15:10:14.921	1:37.394	36.360	31.986	29.048
p11	15:11:53.574	1:38.653	35.521	31.805	
12	15:14:47.536	2:53.962		32.036	29.817
p13	15:16:28.842	1:41.306	35.770	32.670	
14	16:07:29.147	51:00.305		31.328	28.808
15	16:09:05.851	1:36.704	35.392	32.315	28.997
16	16:10:40.389	1:34.538	34.973	30.872	28.693
p17	16:12:22.361	1:41.972	34.949	31.108	
18	17:04:02.409	51:40.048		31.579	29.219
19	17:05:39.780	1:37.371	36.019	32.399	28.953
20	17:07:14.735	1:34.955	34.721	30.850	29.384
21	17:08:49.308	1:34.573	34.893	30.902	28.778
22	17:10:25.566	1:36.258	35.806	31.476	28.976
23	17:12:01.369	1:35.803	35.415	31.359	29.029
p24	17:13:47.665	1:46.296	37.807	34.423	
(519) DIETRICH Uli					
1	14:14:02.760	1:39.633	37.780	32.215	29.638
2	14:15:41.425	1:38.665	36.727	32.514	29.424
3	14:17:18.842	1:37.417	36.391	31.912	29.114
p4	14:19:02.674	1:43.832	36.633	31.912	
5	15:03:16.751	44:14.077		34.742	28.942
6	15:04:52.471	1:35.720	36.024	31.378	28.318
7	15:06:28.099	1:35.628	36.092	31.215	28.321
8	15:08:03.596	1:35.497	35.557	31.532	28.408
9	15:09:38.959	1:35.363	35.875	31.234	28.254
10	15:11:16.704	1:37.745	36.507	32.268	28.970
p11	15:12:58.871	1:42.167	36.850	31.639	
12	16:03:45.609	50:46.738		32.925	29.175
13	16:05:20.724	1:35.115	35.688	31.428	27.999
14	16:06:56.022	1:35.298	35.539	31.347	28.412
15	16:08:30.885	1:34.863	35.621	31.092	28.150
16	16:10:07.805	1:36.920	35.970	32.514	28.436
p17	16:11:59.094	1:51.289	35.809	32.217	
(33) DREIER Keoma					
1	14:30:03.665	1:39.574	37.195	33.449	28.930
2	14:31:42.230	1:38.565	37.117	32.985	28.463
3	14:33:22.585	1:40.355	37.437	34.209	28.709
4	14:35:00.876	1:38.291	37.009	32.760	28.522
p5	14:36:49.935	1:49.059	38.486	34.606	
6	15:03:18.455	26:28.520		33.842	29.020
7	15:04:56.844	1:38.389	36.573	33.308	28.508
8	15:06:34.615	1:37.771	36.206	32.594	28.971
9	15:08:11.967	1:37.352	36.256	32.553	28.543

DREIER RACING 2024 - COG - ROUND 3


10.06.2024.

Grobnik 4,168 km

Qualifying

10.6.2024. 14:00

Qualifying started at 14:00:00



Lap	Time of Day	Lap Tm	S1 Tm	S2 Tm	S3 Tm	Lap	Time of Day	Lap Tm	S1 Tm	S2 Tm	S3 Tm
10	15:09:48.646	1:36.679	36.126	32.166	28.387	9	16:11:25.059	1:36.991	36.565	31.477	28.949
11	15:11:25.937	1:37.291	36.356	32.482	28.453	p10	16:13:29.941	2:04.882	38.551	38.392	
p12	15:13:18.923	1:52.986	40.173	34.946		(265) SERER Murat					
13	17:03:34.447	1:50:15.524		32.067	28.963	1	14:10:09.347	1:47.469	40.888	34.746	31.835
14	17:05:10.508	1:36.061	35.624	31.992	28.445	2	14:11:53.067	1:43.720	39.712	33.637	30.371
15	17:06:48.179	1:37.671	36.444	32.731	28.496	3	14:13:35.854	1:42.787	39.176	33.483	30.128
16	17:08:23.086	1:34.907	35.619	31.438	27.850	4	14:15:17.225	1:41.371	38.910	33.175	29.286
p17	17:10:02.768	1:39.682	36.278	32.051		5	14:16:57.436	1:40.211	38.060	32.762	29.389
(25) WALTER Daniel						p6	14:18:54.342	1:56.906	41.139	34.866	
1	15:04:43.029	1:38.767	37.164	32.727	28.876	7	15:01:39.982	42:45.640			28.715
2	15:06:21.254	1:38.225	36.824	32.563	28.838	8	15:03:20.056	1:40.074	37.663	33.182	29.229
3	15:08:01.349	1:40.095	38.118	32.648	29.329	9	15:04:58.812	1:38.756	37.168	32.729	28.859
4	15:09:38.671	1:37.322	36.531	31.971	28.820	10	15:06:35.972	1:37.160	36.746	32.067	28.347
5	15:11:16.234	1:37.563	36.300	32.338	28.925	11	15:08:12.932	1:36.960	36.820	32.045	28.095
6	15:12:55.764	1:39.530	37.987	32.817	28.726	12	15:09:49.190	1:36.258	36.571	31.791	27.896
7	15:14:33.111	1:37.347	36.102	31.826	29.419	13	15:11:26.011	1:36.821	36.360	32.027	28.434
8	15:16:14.149	1:41.038	37.864	33.940	29.234	p14	15:13:08.425	1:42.414	36.935	31.963	
9	15:17:51.613	1:37.464	36.579	32.058	28.827	15	16:03:28.944	50:20.519		33.261	28.597
p10	15:19:36.654	1:45.041	36.375	31.932		16	16:05:05.278	1:36.334	36.533	31.780	28.021
11	16:03:08.911	43:32.257		32.311	28.456	17	16:06:41.818	1:36.540	36.460	31.802	28.278
12	16:04:44.735	1:35.824	35.699	31.644	28.481	18	16:08:19.059	1:37.241	36.924	31.772	28.545
13	16:06:22.992	1:38.257	36.880	33.057	28.320	p19	16:10:04.565	1:45.506	36.834	32.090	
14	16:07:59.626	1:36.634	35.966	32.100	28.568	20	17:03:26.387	53:21.822		32.729	28.465
15	16:09:36.822	1:37.196	36.146	32.294	28.756	21	17:05:04.252	1:37.865	36.622	32.451	28.792
16	16:11:13.952	1:37.130	36.198	32.070	28.862	22	17:06:41.610	1:37.358	36.907	32.097	28.354
p17	16:13:19.644	2:05.692	38.755	38.418		23	17:08:18.040	1:36.430	36.344	31.819	28.267
18	17:04:24.425	51:04.781		32.306	30.095	24	17:09:53.922	1:35.882	36.068	31.704	28.110
19	17:06:00.421	1:35.996	35.960	31.609	28.427	25	17:11:30.057	1:36.135	36.490	31.551	28.094
20	17:07:35.634	1:35.213	35.720	31.244	28.249	p26	17:13:20.907	1:50.850	36.389	32.438	
21	17:09:11.314	1:35.680	35.586	31.732	28.362	p27	17:24:06.105	10:45.198		42.355	
22	17:10:47.042	1:35.728	35.328	32.092	28.308	(929) BOUJATOUY Toufik					
p23	17:12:39.368	1:52.326	35.630	32.516		1	15:05:16.418	1:39.656	37.321	33.013	29.322
(307) BRZOSKA Daniel						2	15:06:55.904	1:39.486	37.447	33.042	28.997
1	15:05:28.402	1:45.400	40.253	34.224	30.923	3	15:08:35.575	1:39.671	37.588	32.973	29.110
2	15:07:10.537	1:42.135	38.604	33.558	29.973	4	15:10:15.856	1:40.281	38.249	32.886	29.146
3	15:08:51.332	1:40.795	37.973	32.705	30.117	p5	15:12:04.643	1:48.787	37.809	33.765	
4	15:10:32.242	1:40.910	37.659	33.111	30.140	6	16:03:15.086	51:10.443		33.952	28.775
5	15:12:13.486	1:41.244	38.242	33.255	29.747	7	16:04:52.400	1:37.314	36.632	32.103	28.579
6	15:13:54.046	1:40.560	37.911	33.191	29.458	8	16:06:30.051	1:37.651	36.692	32.129	28.830
7	15:15:34.877	1:40.831	37.600	32.790	30.441	9	16:08:07.487	1:37.436	36.502	32.473	28.461
8	15:17:17.054	1:42.177	37.590	33.944	30.643	10	16:09:47.519	1:40.032	37.285	33.230	29.517
p9	15:19:01.157	1:44.103	37.404	33.790		p11	16:11:29.878	1:42.359	37.491	32.780	
10	16:03:12.774	44:11.617		33.016	29.206	12	17:03:32.824	52:02.946		32.332	28.987
11	16:04:50.250	1:37.476	36.728	31.827	28.921	13	17:05:09.635	1:36.811	36.095	32.062	28.654
12	16:06:27.093	1:36.843	36.513	31.754	28.576	14	17:06:46.213	1:36.578	36.687	31.665	28.226
13	16:08:06.595	1:39.502	36.557	33.066	29.879	15	17:08:22.573	1:36.360	35.992	31.866	28.502
14	16:09:47.532	1:40.937	37.902	33.380	29.655	16	17:09:58.811	1:36.238	36.286	31.810	28.142
15	16:11:26.908	1:39.376	37.949	33.040	28.387	17	17:11:35.398	1:36.587	36.277	31.950	28.360
p16	16:13:33.852	2:06.944	38.411	39.023		p18	17:13:33.043	1:57.645	36.767	35.447	
17	17:03:29.281	49:55.429		33.029	29.546	(330) ANTONOVIC Marko					
18	17:05:06.022	1:36.741	36.687	31.562	28.492	p1	14:19:52.418	1:44.421	36.264	31.583	
19	17:06:42.355	1:36.333	36.276	31.451	28.606	2	15:03:04.371	43:11.953		33.988	30.508
20	17:08:18.618	1:36.263	36.218	31.729	28.316	3	15:04:41.666	1:37.295	36.915	31.711	28.669
21	17:09:54.345	1:35.727	35.783	31.654	28.290	4	15:06:18.361	1:36.695	35.919	31.662	29.114
22	17:11:29.805	1:35.460	35.713	31.279	28.468	5	15:07:55.423	1:37.062	35.687	31.871	29.504
p23	17:13:20.117	1:50.312	35.813	31.705		p6	15:09:39.169	1:43.746	35.935	32.136	
(860) WOLFSGRUBER Klaus						7	16:28:18.159	1:18:38.990		32.952	29.068
1	15:05:49.947	1:36.375	35.968	31.302	29.105	8	16:29:56.436	1:38.277	37.050	31.416	29.811
p2	15:07:46.333	1:56.386	48.498	34.143		9	16:31:34.624	1:38.188	37.611	32.126	28.451
3	16:01:46.478	54:00.145		32.000	29.674	10	16:33:15.456	1:40.832	36.831	33.409	30.592
4	16:03:22.982	1:36.504	36.017	31.320	29.167	p11	16:34:58.424	1:42.968	36.932	31.413	
5	16:04:59.429	1:36.447	35.913	31.330	29.204	12	16:43:51.534	8:53.110		34.103	31.924
6	16:06:35.197	1:35.768	35.902	31.062	28.804	13	16:45:32.956	1:41.422	37.679	32.637	31.106
7	16:08:11.833	1:36.636	35.661	31.875	29.100	14	16:47:12.466	1:39.510	37.500	32.334	29.676
8	16:09:48.068	1:36.235	35.888	31.362	28.985	15	16:49:00.303	1:47.837	39.799	35.519	32.519

DREIER RACING 2024 - COG - ROUND 3

10.06.2024.

Grobnik 4,168 km

Qualifying

10.6.2024. 14:00

Qualifying started at 14:00:00

Lap	Time of Day	Lap Tm	S1 Tm	S2 Tm	S3 Tm
p16	16:50:47.896	1:47.593	37.781	34.873	
17	17:25:58.250	35:10.354		31.758	28.424
18	17:27:36.536	1:38.286		32.149	30.580
19	17:29:19.035	1:42.499	38.274	31.830	32.395
20	17:31:04.210	1:45.175	41.001	33.196	30.978
p21	17:32:51.114	1:46.904	36.857	32.467	

Lap	Time of Day	Lap Tm	S1 Tm	S2 Tm	S3 Tm
11	16:09:52.134	1:39.567	37.175	32.825	29.567
12	16:11:31.205	1:39.071	37.045	32.851	29.175
p13	16:13:31.942	2:00.737	41.543	38.302	
14	17:04:02.471	50:30.529		33.156	29.681
15	17:05:42.810	1:40.339	37.372	32.544	30.423
16	17:07:20.812	1:38.002	36.683	32.600	28.719
17	17:08:58.144	1:37.332	36.604	32.018	28.710
p18	17:10:51.123	1:52.979	37.947	33.716	

(600) STRAB Roland

1	15:23:43.629	1:42.267	38.434	34.160	29.673
2	15:25:30.520	1:46.891	39.884	36.850	30.157
3	15:27:11.074	1:40.554	38.079	32.462	30.013
4	15:28:52.807	1:41.733	38.933	32.875	29.925
p5	15:30:44.118	1:51.311	37.112	33.658	
p6	15:33:19.789	2:35.671		34.439	
7	16:26:29.873	53:10.084		34.631	29.149
8	16:28:08.585	1:38.712	37.260	32.512	28.940
9	16:29:47.704	1:39.119	36.688	32.135	30.296
10	16:31:29.709	1:42.005	38.635	34.266	29.104
p11	16:33:11.588	1:41.879	36.156	32.552	
12	17:24:47.305	51:35.717		34.288	28.977
13	17:26:27.418	1:40.113	37.103	32.865	30.145
14	17:28:08.188	1:40.770	36.565	33.275	30.930
15	17:29:47.879	1:39.691	38.062	32.452	29.177
16	17:31:24.766	1:36.887	36.483	31.901	28.503
p17	17:33:08.175	1:43.409	37.887	32.729	

(156) SCHURR Jürgen

1	15:04:24.500	1:44.088	39.258	34.426	30.404
2	15:06:07.170	1:42.670	38.426	34.021	30.223
3	15:07:50.187	1:43.017	38.108	34.207	30.702
4	15:09:30.777	1:40.590	37.557	33.633	29.400
5	15:11:11.155	1:40.378	37.308	33.439	29.631
6	15:12:51.158	1:40.003	37.334	33.053	29.616
p7	15:14:35.009	1:43.851	37.539	33.243	
8	16:03:02.961	48:27.952		34.051	30.049
9	16:04:43.639	1:40.678	37.326	33.344	30.008
10	16:06:25.920	1:42.281	38.727	33.736	29.818
11	16:08:06.484	1:40.564	36.999	33.637	29.928
12	16:09:47.177	1:40.693	37.769	33.539	29.385
13	16:11:25.894	1:38.717	36.833	32.867	29.017
p14	16:13:31.552	2:05.658	38.332	38.048	
15	17:04:28.748	50:57.196		33.270	30.897
16	17:06:08.483	1:39.735	36.909	32.943	29.883
17	17:07:50.470	1:41.987	38.188	34.103	29.696
18	17:09:30.471	1:40.001	37.011	33.632	29.358
19	17:11:07.868	1:37.397	36.291	32.299	28.807
p20	17:12:54.203	1:46.335	36.119	34.194	

(20) MÜHLBAUER Marco

1	14:25:33.025	1:47.423	39.753	35.040	32.630
2	14:27:17.552	1:44.527	40.896	33.305	30.326
3	14:29:01.495	1:43.943	38.367	34.440	31.136
4	14:30:44.001	1:42.506	38.978	33.360	30.168
p5	14:32:34.896	1:50.895	38.049	35.202	
6	15:22:31.642	49:56.746		33.465	30.135
7	15:24:13.803	1:42.161	39.642	32.942	29.577
8	15:25:54.780	1:40.977	37.223	33.312	30.442
9	15:27:33.718	1:38.938	36.827	32.666	29.445
p10	15:29:29.385	1:55.667	38.845	34.140	
p11	15:33:00.861	3:31.476		36.051	
12	16:25:41.382	52:40.521		32.416	30.651
13	16:27:23.437	1:42.055	39.035	33.143	29.877
14	16:29:07.939	1:44.502	38.242	35.411	30.849
15	16:30:51.636	1:43.697	37.572	35.039	31.086
16	16:32:34.602	1:42.966	40.150	33.251	29.565
17	16:34:14.242	1:39.640	38.294	31.958	29.388
18	16:35:53.804	1:39.562	36.557	33.280	29.725
19	16:37:31.469	1:37.665	36.355	32.360	28.950
p20	16:39:26.531	1:55.062	39.541	32.022	
21	17:24:00.048	44:33.517		33.348	30.175
22	17:25:40.182	1:40.134	37.477	33.073	29.584
23	17:27:21.396	1:41.214	37.241	33.634	30.339
24	17:29:01.839	1:40.443	38.514	32.679	29.250
25	17:30:44.234	1:42.395	37.626	34.152	30.617
26	17:32:24.213	1:39.979	38.023	32.639	29.317
27	17:34:01.355	1:37.142	36.270	31.948	28.924
28	17:35:38.847	1:37.492	36.211	32.461	28.820
p29	17:37:29.077	1:50.230	38.126	33.864	

(44) JUNKER Jessica

1	15:04:59.902	1:40.365	37.102	33.214	30.049
2	15:06:38.410	1:38.508	36.657	32.610	29.241
3	15:08:16.828	1:38.418	36.507	32.513	29.398
p4	15:10:02.573	1:45.745	36.512	32.243	
5	16:03:30.605	53:28.032		33.334	29.693
6	16:05:09.834	1:39.229	37.140	32.525	29.564
7	16:06:49.519	1:39.685	37.337	32.631	29.717
8	16:08:28.485	1:38.966	37.087	32.434	29.445
9	16:10:09.279	1:40.794	37.146	33.802	29.846
p10	16:11:59.166	1:49.887	36.709	32.119	
11	17:06:08.178	54:09.012		33.344	30.995
12	17:07:49.358	1:41.180	38.247	33.454	29.479
13	17:09:27.511	1:38.153	36.457	32.156	29.540
14	17:11:04.915	1:37.404	36.248	32.052	29.104
p15	17:12:54.457	1:49.542	37.928	35.100	
p16	17:50:41.607	37:47.150		45.090	

(377) ACKER Marc

1	15:05:09.936	1:43.022	38.635	33.915	30.472
2	15:06:52.967	1:43.031	38.001	34.031	30.999
3	15:08:34.160	1:41.193	37.925	33.209	30.059
4	15:10:15.438	1:41.278	38.047	33.344	29.887
5	15:11:56.955	1:41.517	37.769	33.619	30.129
6	15:13:38.356	1:41.401	37.811	33.355	30.235
p7	15:15:26.255	1:47.899	37.785	33.167	
8	16:04:43.169	49:16.914		35.108	29.948
9	16:06:24.762	1:41.593	38.818	33.611	29.164
10	16:08:04.749	1:39.987	37.549	33.593	28.845
11	16:09:44.855	1:40.106	37.000	33.403	29.703
12	16:11:22.735	1:37.880	36.679	32.292	28.909
p13	16:13:31.083	2:08.348	39.629	39.587	
14	17:05:28.916	51:57.833		33.261	31.102
15	17:07:06.983	1:38.067	36.621	32.438	29.008
16	17:08:45.739	1:38.756	37.141	32.607	29.008
17	17:10:23.910	1:38.171	36.908	32.253	29.010
18	17:12:03.062	1:39.152	37.008	33.036	29.108

(11) MARQUARD Timo

1	15:05:01.418	1:45.504	38.737	35.217	31.550
2	15:06:43.544	1:42.126	38.667	33.532	29.927
3	15:08:25.093	1:41.549	38.166	33.414	29.969
4	15:10:08.030	1:42.937	38.764	33.889	30.284
5	15:11:48.787	1:40.757	37.890	33.234	29.633
p6	15:13:41.001	1:52.214	39.270	34.688	
7	16:03:17.754	49:36.753		33.594	29.467
8	16:04:55.956	1:38.202	36.808	32.651	28.743
9	16:06:33.718	1:37.762	37.000	32.262	28.500
10	16:08:12.567	1:38.849	36.700	32.776	29.373

DREIER RACING 2024 - COG - ROUND 3

10.06.2024.

Grobnik 4,168 km

Qualifying

10.6.2024. 14:00

Qualifying started at 14:00:00

Lap	Time of Day	Lap Tm	S1 Tm	S2 Tm	S3 Tm
p19	17:13:50.942	1:47.880	36.997	34.400	
(38) LEDERMANN Patrick					
1	14:06:45.620	1:44.578	38.039	34.945	31.594
2	14:08:31.942	1:46.322	39.143	35.720	31.459
3	14:10:14.745	1:42.803	39.027	32.579	31.197
4	14:11:55.670	1:40.925	37.315	32.361	31.249
5	14:13:37.057	1:41.387	37.290	33.163	30.934
6	14:15:19.035	1:41.978	37.999	33.298	30.681
7	14:16:58.958	1:39.923	36.829	32.504	30.590
p8	14:18:55.590	1:56.632	37.518	35.942	
9	15:05:58.671	47:03.081		32.188	30.525
10	15:07:37.637	1:38.966	36.764	31.977	30.225
11	15:09:16.533	1:38.896	36.666	32.205	30.025
12	15:10:57.323	1:40.790	36.497	34.007	30.286
13	15:12:35.243	1:37.920	36.470	31.542	29.908
p14	15:17:02.837	4:27.594	36.126	31.446	

Lap	Time of Day	Lap Tm	S1 Tm	S2 Tm	S3 Tm
(308) KEMP Bill					
1	14:13:10.949	1:45.371	39.075	34.654	31.642
2	14:14:53.077	1:42.128	37.776	33.523	30.829
3	14:16:34.969	1:41.892	37.393	33.189	31.310
p4	14:18:20.346	1:45.377	38.142	33.396	
5	15:02:31.028	44:10.682		34.097	30.209
6	15:04:11.359	1:40.331	37.073	33.264	29.994
7	15:05:51.256	1:39.897	36.689	32.751	30.457
8	15:07:31.506	1:40.250	37.310	33.030	29.910
9	15:09:12.516	1:41.010	36.890	34.060	30.060
10	15:10:52.261	1:39.745	36.971	32.808	29.966
11	15:12:31.387	1:39.126	36.345	32.657	30.124
p12	15:14:15.146	1:43.759	36.640	32.995	
13	16:03:23.762	49:08.616		33.914	30.169
14	16:05:02.763	1:39.001	36.622	32.404	29.975
15	16:06:41.529	1:38.766	36.483	32.513	29.770
16	16:08:19.566	1:38.037	36.151	32.102	29.784
17	16:09:59.229	1:39.663	36.577	32.444	30.642
18	16:11:38.746	1:39.517	36.799	32.499	30.219
p19	16:13:46.743	2:07.997	39.083	35.702	
20	17:04:01.541	50:14.798		34.038	30.784
21	17:05:42.172	1:40.631	36.812	33.231	30.588
22	17:07:20.936	1:38.764	36.344	32.375	30.045
23	17:09:00.363	1:39.427	36.844	32.657	29.926
24	17:10:39.996	1:39.633	36.310	32.979	30.344
p25	17:12:34.285	1:54.289	36.300	34.554	

Lap	Time of Day	Lap Tm	S1 Tm	S2 Tm	S3 Tm
(481) GLUNZ Christoph					
1	15:04:34.737	1:42.366	38.538	33.942	29.886
2	15:06:15.225	1:40.488	37.626	33.431	29.431
3	15:07:55.426	1:40.201	37.378	33.205	29.618
4	15:09:35.912	1:40.486	37.749	32.942	29.795
5	15:11:15.914	1:40.002	37.158	32.923	29.921
6	15:12:57.416	1:41.502	37.669	33.104	30.729
p7	15:14:47.096	1:49.680	38.082	34.832	
8	16:02:16.389	47:29.293		33.904	29.873
9	16:03:55.070	1:38.681	36.909	32.543	29.229
10	16:05:33.491	1:38.421	36.600	32.452	29.369
11	16:07:11.906	1:38.415	36.623	32.398	29.394
12	16:08:50.365	1:38.459	36.468	32.611	29.380
13	16:10:28.568	1:38.203	36.642	32.329	29.232
p14	16:12:23.586	1:55.018	36.373	34.776	
15	17:03:48.930	51:25.344		33.467	31.033
16	17:05:31.463	1:42.533	37.803	35.024	29.706
17	17:07:09.514	1:38.051	36.099	32.619	29.333
18	17:08:48.139	1:38.625	36.470	32.797	29.358
19	17:10:27.614	1:39.475	36.913	33.305	29.257
20	17:12:05.882	1:38.268	36.419	32.546	29.303
p21	17:13:52.568	1:46.686	37.162	33.817	

Lap	Time of Day	Lap Tm	S1 Tm	S2 Tm	S3 Tm
(99) MAVRIN David					
1	14:26:04.016	1:45.911	39.385	34.035	32.491
2	14:27:47.626	1:43.610	38.377	34.337	30.896
p3	14:29:30.143	1:42.517	37.287	32.602	
4	14:31:51.051	2:20.908		32.800	30.534
p5	14:33:33.500	1:42.449	37.119	32.267	
6	15:23:10.191	49:36.691		33.240	30.664
7	15:24:49.847	1:39.656	37.238	32.367	30.051
8	15:26:29.944	1:40.097	37.454	32.051	30.592
9	15:28:08.972	1:39.028	36.555	32.629	29.844
p10	15:29:59.194	1:50.222	36.640	32.243	
11	16:28:18.010	58:18.816		33.214	30.489
12	16:29:57.457	1:39.447	37.197	32.425	29.825
13	16:31:35.515	1:38.058	36.311	32.140	29.607
14	16:33:15.526	1:40.011	36.794	33.209	30.008
p15	16:35:06.483	1:50.957	36.512	32.368	
16	16:43:52.014	8:45.531		34.119	32.081
17	16:45:33.446	1:41.432	37.929	32.475	31.028
18	16:47:14.056	1:40.610	37.979	32.503	30.128
19	16:49:01.262	1:47.206	38.813	35.234	33.159
p20	16:50:52.828	1:51.566	39.409	37.221	
21	17:26:03.273	35:10.445		33.541	29.924
22	17:27:44.757	1:41.484	37.327	33.734	30.423
23	17:29:23.840	1:39.083	36.554	32.647	29.882
24	17:31:03.799	1:39.959	37.718	32.493	29.748
p25	17:32:48.568	1:44.769	36.936	32.335	
26	17:39:24.735	6:36.167		36.360	42.149
p27	17:48:58.186	9:33.451	46.550	7:21.915	

Lap	Time of Day	Lap Tm	S1 Tm	S2 Tm	S3 Tm
(86) STÖGNER Ali					
1	15:01:42.498	42:50.914			29.584
2	15:03:25.606	1:43.108	38.673	34.767	29.668
3	15:05:07.624	1:42.018	36.957	33.519	31.542
4	15:06:47.586	1:39.962	37.546	33.447	28.969
5	15:08:25.757	1:38.171	36.767	32.623	28.781
6	15:10:05.806	1:40.049	37.839	32.775	29.435
7	15:11:45.071	1:39.265	36.920	32.926	29.419
p8	15:13:29.624	1:44.553	37.358	33.272	
9	16:01:50.780	48:21.156		33.732	29.519
10	16:03:31.017	1:40.237	37.660	33.235	29.342
11	16:05:10.230	1:39.213	37.370	32.695	29.148
12	16:06:49.005	1:38.775	37.237	32.667	28.871
13	16:08:27.793	1:38.788	36.501	32.932	29.355
14	16:10:06.461	1:38.668	37.016	32.364	29.288
p15	16:23:15.824	13:09.363	36.747	32.580	

Lap	Time of Day	Lap Tm	S1 Tm	S2 Tm	S3 Tm
(12) REICH Ralf					
1	15:04:24.747	1:40.799	38.289	32.970	29.540
2	15:06:07.237	1:42.490	38.522	33.750	30.218
3	15:07:49.046	1:41.809	38.300	33.948	29.561
4	15:09:29.097	1:40.051	37.568	32.997	29.486
p5	15:11:15.126	1:46.029	37.504	33.302	
6	16:03:30.846	52:15.720		33.367	29.572
7	16:05:09.936	1:39.090	37.227	32.518	29.345
8	16:06:48.233	1:38.297	36.543	32.629	29.125
p9	16:08:29.120	1:40.887	36.813	33.277	
10	17:03:29.498	55:00.378		33.099	29.978
11	17:05:09.387	1:39.889	37.354	32.935	29.600
12	17:06:47.918	1:38.531	37.245	32.335	28.951
13	17:08:26.502	1:38.584	37.186	32.360	29.038
p14	17:10:12.122	1:45.620	37.430	33.182	

Lap	Time of Day	Lap Tm	S1 Tm	S2 Tm	S3 Tm
(222) WOPFNER Georg					
1	15:05:12.602	1:39.333	37.441	33.016	28.876
2	15:06:53.206	1:40.604	37.333	32.773	30.498
3	15:08:35.891	1:42.685	38.954	34.005	29.726
4	15:10:16.380	1:40.489	38.547	32.946	28.996
5	15:11:57.867	1:41.487	37.611	33.633	30.243

DREIER RACING 2024 - COG - ROUND 3

10.06.2024.

Grobnik 4,168 km

Qualifying

10.6.2024. 14:00

Qualifying started at 14:00:00

Lap	Time of Day	Lap Tm	S1 Tm	S2 Tm	S3 Tm	Lap	Time of Day	Lap Tm	S1 Tm	S2 Tm	S3 Tm
6	15:13:38.537	1:40.670	37.272	33.195	30.203	6	14:35:05.278	1:41.617	37.503	34.179	29.935
7	15:15:19.661	1:41.124	37.798	33.234	30.092	7	14:37:10.410	2:05.132	40.873	41.474	42.785
p8	15:17:05.501	1:45.840	37.601	32.994		p8	14:39:22.453	2:12.043	44.915	45.181	
9	16:02:40.193	45:34.692		34.270	29.720	9	15:23:54.984	44:32.531		36.770	31.760
10	16:04:18.988	1:38.795	36.962	32.716	29.117	10	15:25:41.333	1:46.349	38.933	36.757	30.659
11	16:05:59.114	1:40.126	36.059	33.655	30.412	11	15:27:31.513	1:50.180	39.114	37.546	33.520
12	16:07:38.925	1:39.811	38.305	32.413	29.093	p12	15:29:24.878	1:53.365	37.356	34.195	
13	16:09:17.652	1:38.727	37.450	32.403	28.874	13	16:27:20.552	57:55.674		37.261	33.624
14	16:10:56.233	1:38.581	37.073	32.680	28.828	14	16:29:07.016	1:46.464	40.340	35.462	30.662
p15	16:13:00.791	2:04.558	36.946	34.305		15	16:30:52.007	1:44.991	38.279	35.071	31.641
16	16:45:05.456	32:04.665		39.379	38.054	16	16:32:37.836	1:45.829	40.402	36.088	29.339
17	16:47:04.429	1:58.973	44.511	38.586	35.876	17	16:34:22.998	1:45.162	40.185	34.564	30.413
18	16:49:09.046	2:04.617	47.085	38.932	38.600	18	16:36:11.925	1:48.927	40.201	35.757	32.969
19	16:51:09.263	2:00.217	44.945	38.173	37.099	19	16:37:55.767	1:43.842	38.487	34.895	30.460
20	16:53:08.092	1:58.829	42.935	38.963	36.931	p20	16:39:47.448	1:51.681	38.857	34.776	
p21	16:55:08.780	2:00.688	43.327	38.107		21	17:23:51.049	44:03.601		34.813	30.901
(142) ARENDT Leon						22	17:25:30.582	1:39.533	36.726	33.413	29.394
1	14:04:57.858	1:45.497	39.345	34.621	31.531	23	17:27:11.892	1:41.310	38.094	33.035	30.181
2	14:06:44.821	1:46.963	40.058	35.601	31.304	24	17:28:54.571	1:42.679	37.180	34.828	30.671
3	14:08:30.964	1:46.143	39.701	35.432	31.010	25	17:30:33.908	1:39.337	36.915	32.873	29.549
p4	14:10:33.026	2:02.062	42.757	38.084		26	17:32:12.793	1:38.885	36.755	32.947	29.183
5	15:05:30.599	54:57.573		34.875	30.776	27	17:33:51.845	1:39.052	36.788	33.005	29.259
6	15:07:13.458	1:42.859	39.240	33.794	29.825	p28	17:35:42.398	1:50.553	38.224	36.320	
7	15:08:55.104	1:41.646	38.002	33.805	29.839	(14) KRIEG Lorena					
8	15:10:36.900	1:41.796	38.173	33.959	29.664	1	15:05:06.829	1:43.920	38.374	34.650	30.896
9	15:12:19.405	1:42.505	37.655	34.566	30.284	2	15:06:49.609	1:42.780	38.247	34.043	30.490
10	15:14:00.768	1:41.363	37.703	33.910	29.750	3	15:08:31.485	1:41.876	37.497	33.841	30.538
11	15:15:42.653	1:41.885	37.966	34.051	29.868	4	15:10:13.594	1:42.109	37.574	34.102	30.433
12	15:17:24.803	1:42.150	38.464	33.905	29.781	p5	15:12:03.600	1:50.006	37.832	35.205	
p13	15:19:25.902	2:01.099	42.039	38.732		6	16:03:47.477	51:43.877		33.460	30.118
14	16:04:05.982	44:40.080		35.140	30.717	7	16:05:26.384	1:38.907	36.391	32.719	29.797
15	16:05:46.398	1:40.416	37.411	33.505	29.500	8	16:07:05.924	1:39.540	36.455	33.152	29.933
16	16:07:26.717	1:40.319	37.359	33.622	29.338	9	16:08:45.919	1:39.995	36.860	33.119	30.016
17	16:09:07.232	1:40.515	37.499	33.552	29.464	10	16:10:26.115	1:40.196	36.789	33.352	30.055
18	16:10:47.335	1:40.103	37.498	33.297	29.308	p11	16:12:21.189	1:55.074	36.851	36.240	
p19	16:12:59.561	2:12.226	37.481	35.222		12	17:05:46.426	53:25.237		33.642	30.325
20	17:03:48.158	50:48.597		35.450	31.015	13	17:07:26.705	1:40.279	36.554	33.214	30.511
21	17:05:29.929	1:41.771	38.128	33.412	30.231	14	17:09:07.773	1:41.068	37.787	33.460	29.821
22	17:07:09.128	1:39.199	36.724	33.081	29.394	15	17:10:47.006	1:39.233	36.404	33.045	29.784
23	17:08:47.831	1:38.703	36.466	32.874	29.363	p16	17:12:40.112	1:53.106	36.835	33.566	
24	17:10:27.854	1:40.023	36.922	33.388	29.713	(178) MONSELLATO Mario					
p25	17:17:59.028	7:31.174	36.996	5:34.283		1	14:27:10.937	1:57.321	44.165	38.095	35.061
(614) CHAIBI Omar						2	14:29:02.535	1:51.598	41.898	36.065	33.635
p1	15:02:49.022	42:59.202		36.214		3	14:30:55.832	1:53.297	41.359	36.869	35.069
2	15:05:41.127	2:52.105		34.096	30.599	4	14:32:51.928	1:56.096	43.606	37.105	35.385
3	15:07:25.403	1:44.276	39.041	34.417	30.818	5	14:34:38.543	1:46.615	40.614	35.393	30.608
4	15:09:11.934	1:46.531	41.132	34.193	31.206	6	14:36:29.981	1:51.438	39.831	35.260	36.347
p5	15:11:13.990	2:02.056	39.610	39.603		7	14:38:22.669	1:52.688	42.405	36.763	33.520
6	16:03:16.052	52:02.062		33.306	29.423	p8	14:40:21.695	1:59.026	42.204	35.172	
7	16:04:54.912	1:38.860	37.152	32.422	29.286	9	15:23:39.175	43:17.480		39.077	34.790
8	16:06:34.444	1:39.532	37.307	32.761	29.464	10	15:25:35.887	1:56.712	43.363	37.995	35.354
9	16:08:15.926	1:41.482	37.748	33.374	30.360	11	15:27:29.280	1:53.393	42.851	37.273	33.269
p10	16:10:09.135	1:53.209	38.174	33.600		p12	15:29:22.674	1:53.394	38.202	34.599	
11	17:03:56.133	53:46.998		36.339	33.845	13	15:32:52.579	3:29.905		36.421	31.072
12	17:05:43.317	1:47.184	40.567	34.681	31.936	14	15:34:40.836	1:48.257	41.645	36.463	30.149
13	17:07:26.214	1:42.897	38.549	33.931	30.417	15	15:36:34.153	1:53.317	43.620	37.355	32.342
14	17:09:07.282	1:41.068	38.075	33.314	29.679	16	15:38:25.612	1:51.459	42.559	36.730	32.170
15	17:10:49.134	1:41.852	37.897	33.545	30.410	p17	15:40:24.026	1:58.414	43.801	37.141	
p16	17:12:46.797	1:57.663	38.346	34.224		18	16:27:01.261	46:37.235		35.514	34.201
(315) DALMIS Denis						19	16:28:45.343	1:44.082	39.301	35.526	29.255
1	14:26:28.496	1:50.467	41.062	37.435	31.970	20	16:30:24.839	1:39.496	36.979	32.789	29.728
2	14:28:13.953	1:45.457	39.217	35.366	30.874	21	16:32:06.383	1:41.544	37.248	33.017	31.279
3	14:29:56.929	1:42.976	38.505	34.217	30.254	22	16:33:49.440	1:43.057	40.278	33.670	29.109
4	14:31:41.361	1:44.432	38.583	35.808	30.041	23	16:35:29.787	1:40.347	37.190	34.214	28.943
5	14:33:23.661	1:42.300	38.076	34.007	30.217	24	16:37:09.574	1:39.787	36.777	33.095	29.915
						p25	16:39:00.797	1:51.223	36.904	33.182	

DREIER RACING 2024 - COG - ROUND 3


10.06.2024.

Grobnik 4,168 km

Qualifying

10.6.2024. 14:00

Qualifying started at 14:00:00



Lap	Time of Day	Lap Tm	S1 Tm	S2 Tm	S3 Tm
26	17:23:09.721	44:08.924		34.446	29.795
27	17:24:52.764	1:43.043	38.402	34.035	30.606
28	17:26:36.548	1:43.784	40.344	34.300	29.140
29	17:28:15.701	1:39.153	37.308	33.063	28.782
30	17:29:56.367	1:40.666	38.047	33.504	29.115
31	17:31:35.620	1:39.253	37.481	33.012	28.760
32	17:33:17.203	1:41.583	38.500	34.180	28.903
33	17:34:56.417	1:39.214	37.545	32.947	28.722
p34	17:36:40.784	1:44.367	37.163	32.988	

Lap	Time of Day	Lap Tm	S1 Tm	S2 Tm	S3 Tm
9	16:32:39.643	1:46.649	39.785	36.527	30.337
10	16:34:24.693	1:45.050	38.715	35.521	30.814
11	16:36:12.937	1:48.244	38.762	36.044	33.438
12	16:37:56.266	1:43.329	38.697	34.429	30.203
p13	16:39:47.922	1:51.656	39.045	34.739	
14	17:22:49.119	43:01.197		34.391	30.306
15	17:24:30.452	1:41.333	37.493	34.043	29.797
16	17:26:14.937	1:44.485	37.557	34.029	32.899
17	17:27:55.932	1:40.995	38.016	33.495	29.484
18	17:29:37.139	1:41.207	37.276	34.203	29.728
19	17:31:16.767	1:39.628	37.171	33.098	29.359
20	17:32:57.573	1:40.806	37.571	33.750	29.485
21	17:34:43.021	1:45.448	39.531	35.699	30.218
22	17:36:26.385	1:43.364	39.343	33.948	30.073
23	17:38:07.142	1:40.757	37.420	33.700	29.637
p24	17:39:58.584	1:51.442	37.663	33.817	

(618) REUSCHENBACH Florian

1	15:24:35.814	1:47.530	40.274	34.749	32.507
2	15:26:18.469	1:42.655	38.616	33.694	30.345
3	15:28:02.122	1:43.653	39.358	33.270	31.025
p4	15:30:01.326	1:59.204	37.963	36.575	
5	16:27:31.264	57:29.938		37.310	30.693
6	16:29:12.948	1:41.684	38.558	33.621	29.505
7	16:30:57.302	1:44.354	40.554	34.358	29.442
8	16:32:41.262	1:43.960	38.084	34.091	31.785
9	16:34:24.971	1:43.709	37.348	35.366	30.995
10	16:36:12.356	1:47.385	38.816	35.443	33.126
11	16:37:55.883	1:43.527	38.269	34.865	30.393
p12	16:39:47.452	1:51.569	38.918	34.855	
13	17:22:46.211	42:58.759		33.457	29.965
14	17:24:25.398	1:39.187	37.315	32.732	29.140
15	17:26:04.938	1:39.540	37.486	33.108	28.946
16	17:27:45.286	1:40.348	37.145	32.861	30.342
17	17:29:24.467	1:39.181	37.547	32.729	28.905
p18	17:31:11.189	1:46.722	37.689	34.898	

(43) BIEGLER Martin

1	15:07:18.031	1:42.106	37.674	34.991	29.441
2	15:08:57.914	1:39.883	37.465	33.370	29.048
3	15:10:37.664	1:39.750	37.252	33.243	29.255
p4	15:12:26.409	1:48.745	37.210	33.930	

(973) LJASCHKO Boris

1	15:12:10.746	1:43.941	39.653	34.220	30.068
2	15:13:51.197	1:40.451	37.728	33.166	29.557
3	15:15:33.126	1:41.929	37.829	33.039	31.061
4	15:17:14.637	1:41.511	37.958	33.512	30.041
p5	15:19:05.396	1:50.759	38.864	35.645	
6	16:07:25.025	48:19.629		35.554	30.608
7	16:09:06.145	1:41.120	37.865	33.590	29.665
8	16:10:46.247	1:40.102	38.282	32.644	29.176
p9	16:12:56.823	2:10.576	37.094	35.457	

(24) GRAUMANN Klaus

1	14:11:42.133	1:49.093	41.344	35.647	32.102
2	14:13:28.994	1:46.861	39.824	35.260	31.777
3	14:15:13.301	1:44.307	38.715	34.229	31.363
4	14:16:57.039	1:43.738	38.811	34.452	30.475
p5	14:18:53.829	1:56.790	38.198	36.686	
6	15:04:20.423	45:26.594		34.552	30.017
7	15:06:03.439	1:43.016	38.676	34.069	30.271
8	15:07:45.822	1:42.383	38.419	33.920	30.044
9	15:09:28.092	1:42.270	38.247	33.895	30.128
10	15:11:08.666	1:40.574	37.285	33.619	29.670
11	15:12:50.182	1:41.516	37.686	33.698	30.132
12	15:14:32.734	1:42.552	37.950	33.494	31.108
13	15:16:16.036	1:43.302	38.558	34.579	30.165
14	15:17:58.768	1:42.732	38.007	33.935	30.790
p15	15:19:48.185	1:49.417	38.389	33.799	
16	16:04:43.001	44:54.816		34.983	30.155
17	16:06:24.518	1:41.517	38.177	33.944	29.396
18	16:08:06.085	1:41.567	37.605	34.203	29.759
19	16:09:47.435	1:41.350	37.947	33.452	29.951
20	16:11:28.573	1:41.138	38.026	33.475	29.637
p21	16:13:34.706	2:06.133	43.561	38.923	
22	17:03:53.856	50:19.150		34.329	30.598
23	17:05:35.633	1:41.777	38.846	33.139	29.792
24	17:07:14.843	1:39.210	36.835	32.840	29.535
25	17:08:55.803	1:40.960	37.886	33.671	29.403
26	17:10:36.140	1:40.337	37.345	33.361	29.631
p27	17:12:33.136	1:56.996	37.997	35.931	

(815) GEMÜND Hans-Willhelm

1	14:11:18.244	1:46.825	40.022	35.103	31.700
2	14:13:03.924	1:45.680	39.727	34.610	31.343
3	14:14:49.087	1:45.163	39.796	34.401	30.966
4	14:16:34.338	1:45.251	39.320	33.948	31.983
5	14:18:17.234	1:42.896	39.408	33.316	30.172
p6	14:20:09.537	1:52.303	38.752	34.126	
7	15:03:41.401	43:31.864		35.518	30.208
8	15:05:23.968	1:42.567	38.234	33.826	30.507
9	15:07:06.367	1:42.399	38.499	33.729	30.171
10	15:08:48.831	1:42.464	37.871	34.140	30.453
11	15:10:32.075	1:43.244	39.237	33.793	30.214
12	15:12:13.401	1:41.326	38.123	33.316	29.887
13	15:13:53.830	1:40.429	37.834	33.162	29.433
14	15:15:34.055	1:40.225	37.542	32.817	29.866
15	15:17:16.135	1:42.080	37.978	34.207	29.895
p16	15:19:01.502	1:45.367	38.886	33.592	
17	16:09:45.667	50:44.165		34.892	30.631
18	16:11:28.248	1:42.581	38.954	33.663	29.964
p19	16:13:34.154	2:05.906	38.909	37.432	
20	17:05:31.952	51:57.798		34.998	30.394
21	17:07:14.229	1:42.277	38.105	34.018	30.154
22	17:08:56.627	1:42.398	38.244	33.672	30.482
p23	17:10:41.550	1:44.923	38.270	33.984	

(42) NIEDERHÖFER Marco

1	15:25:33.401	1:52.883	43.098	38.184	31.601
2	15:27:18.391	1:44.990	38.840	34.744	31.406
3	15:29:01.899	1:43.508	38.452	34.721	30.335
p4	15:31:02.222	2:00.323	40.012	40.438	
p5	15:33:43.488	2:41.266		39.946	
6	16:27:26.779	53:43.291		35.200	31.145
7	16:29:10.800	1:44.021	38.294	34.177	31.550
8	16:30:52.994	1:42.194	38.282	33.926	29.986

(591) REINHOLD Philipp

1	14:48:46.698	1:47.527	38.871	34.995	33.661
2	14:50:32.100	1:45.402	39.274	34.679	31.449
3	14:52:17.317	1:45.217	40.875	33.325	31.017
p4	14:54:05.145	1:47.828	38.664	34.869	
5	15:23:01.971	28:56.826		33.868	32.192
6	15:24:43.784	1:41.813	38.000	32.824	30.989
7	15:26:31.453	1:47.669	39.320	35.670	32.679
8	15:28:16.795	1:45.342	40.573	33.749	31.020

DREIER RACING 2024 - COG - ROUND 3


10.06.2024.

Grobnik 4,168 km

Qualifying

10.6.2024. 14:00

Qualifying started at 14:00:00



Lap	Time of Day	Lap Tm	S1 Tm	S2 Tm	S3 Tm	Lap	Time of Day	Lap Tm	S1 Tm	S2 Tm	S3 Tm
p9	15:30:05.178	1:48.383	37.569	34.481		15	16:27:01.284	52:13.205		35.395	33.301
10	16:27:40.505	57:35.327		34.391	36.305	16	16:28:46.801	1:45.517	39.743	35.407	30.367
11	16:29:22.572	1:42.067	37.807	33.000	31.260	17	16:30:27.982	1:41.181	37.630	34.036	29.515
12	16:31:05.730	1:43.158	36.866	33.651	32.641	18	16:32:10.760	1:42.778	38.724	34.134	29.920
13	16:32:50.514	1:44.784	39.249	34.915	30.620	19	16:33:55.672	1:44.912	37.996	34.766	32.150
14	16:34:32.691	1:42.177	36.936	34.048	31.193	20	16:35:39.251	1:43.579	38.753	33.493	31.333
15	16:36:14.331	1:41.640	37.595	33.329	30.716	21	16:37:29.887	1:50.636	39.537	37.448	33.651
16	16:37:56.977	1:42.646	38.996	33.079	30.571	p22	16:39:21.830	1:51.943	37.979	33.552	
p17	16:39:48.517	1:51.540	38.578	34.739		23	17:23:10.496	43:48.666		34.265	30.042
18	17:24:39.470	44:50.953		36.115	31.522	24	17:24:53.003	1:42.507	38.000	34.153	30.354
19	17:26:23.387	1:43.917	37.439	35.294	31.184	25	17:26:41.522	1:48.519	41.971	36.435	30.113
20	17:28:06.635	1:43.248	37.851	34.149	31.248	26	17:28:24.809	1:43.287	37.965	34.611	30.711
21	17:29:49.101	1:42.466	38.816	32.941	30.709	27	17:30:09.073	1:44.264	39.352	34.389	30.523
22	17:31:29.680	1:40.579	37.096	32.565	30.918	28	17:31:55.681	1:46.608	38.691	35.020	32.897
23	17:33:09.987	1:40.307	37.407	32.572	30.328	29	17:33:45.171	1:49.490	42.006	36.679	30.805
p24	17:34:56.884	1:46.897	37.852	34.291		30	17:35:27.582	1:42.411	38.532	33.973	29.906
						31	17:37:09.340	1:41.758	38.083	33.760	29.915
						p32	17:39:04.501	1:55.161	38.354	34.305	
(891) ZELCH Manfred						(288) NOCK Matthias					
1	14:25:33.502	1:45.028	38.998	34.785	31.245	1	15:26:14.411	1:49.976	41.362	35.395	33.219
2	14:27:17.377	1:43.875	40.084	33.330	30.461	2	15:27:58.906	1:44.495	39.827	33.328	31.340
3	14:29:04.285	1:46.908	39.000	36.420	31.488	p3	15:29:56.837	1:57.931	39.193	37.830	
4	14:30:51.953	1:47.668	39.328	35.943	32.397	4	15:33:12.225	3:15.388			32.992
5	14:32:35.096	1:43.143	38.073	33.942	31.128	p5	15:35:11.235	1:59.010	41.396	37.730	
p6	14:34:25.366	1:50.270	38.512	36.119		6	16:26:41.287	51:30.052		36.967	33.847
7	15:22:41.461	48:16.095		36.831	32.283	7	16:28:30.504	1:49.217	41.512	35.115	32.590
8	15:24:24.990	1:43.529	38.158	34.413	30.958	8	16:30:18.080	1:47.576	40.507	34.976	32.093
9	15:26:11.016	1:46.026	40.079	33.878	32.069	9	16:32:05.793	1:47.713	40.236	35.003	32.474
10	15:27:51.710	1:40.694	37.164	33.485	30.045	10	16:33:52.934	1:47.141	41.243	35.325	30.573
p11	15:29:40.968	1:49.258	37.268	33.667		11	16:35:34.568	1:41.634	37.352	32.461	31.821
12	16:25:47.428	56:06.460		34.760	32.806	12	16:37:25.565	1:50.997	43.844	36.419	30.734
13	16:27:36.249	1:48.821	38.190	38.154	32.477	p13	16:39:19.805	1:54.240	38.446	33.714	
p14	16:29:24.789	1:48.540	39.031	34.616		14	17:50:48.905	:11:29.100		44.008	41.278
p15	16:31:37.165	2:12.376		35.110		15	17:52:52.902	2:03.997	47.036	41.308	35.653
						16	17:54:55.718	2:02.816	43.961	39.026	39.829
						17	17:56:57.560	2:01.842	45.164	40.260	36.418
						p18	17:59:05.216	2:07.656	46.027	37.837	
(691) KLASSEN Viktor						(145) MUMM Thomas					
1	15:09:12.819	1:47.532	41.265	35.702	30.565	1	15:05:07.636	1:46.413	39.500	35.053	31.860
2	15:10:59.441	1:46.622	39.289	36.172	31.161	2	15:06:52.940	1:45.304	39.916	34.295	31.093
3	15:12:44.525	1:45.084	39.256	35.069	30.759	3	15:08:37.514	1:44.574	38.989	34.064	31.521
4	15:14:30.818	1:46.293	39.245	35.306	31.742	4	15:10:22.001	1:44.487	39.553	33.787	31.147
p5	15:16:22.205	1:51.387	39.646	35.173		5	15:12:05.764	1:43.763	38.361	34.103	31.299
6	16:04:14.141	47:51.936		35.944	30.682	6	15:13:49.429	1:43.665	38.595	33.951	31.119
7	16:05:58.939	1:44.798	39.828	34.599	30.371	7	15:15:33.096	1:43.667	38.493	33.409	31.765
8	16:07:41.519	1:42.580	38.578	34.297	29.705	8	15:17:17.238	1:44.142	38.617	34.355	31.170
9	16:09:22.867	1:41.348	37.646	34.052	29.650	p9	15:19:06.997	1:49.759	38.540	34.059	
10	16:11:05.058	1:42.191	38.385	34.086	29.720	10	16:03:19.197	44:12.200		34.042	30.896
p11	16:13:18.047	2:12.989	40.227	42.704		11	16:05:01.553	1:42.356	37.961	33.769	30.626
12	17:04:23.156	51:05.109		36.439	33.463	12	16:06:44.289	1:42.736	38.193	33.912	30.631
13	17:06:07.699	1:44.543	38.871	34.978	30.694	13	16:08:26.206	1:41.917	37.729	33.448	30.740
14	17:07:49.694	1:41.995	38.577	34.207	29.211	14	16:10:10.160	1:43.954	39.361	33.780	30.813
15	17:09:30.716	1:41.022	37.547	33.717	29.758	p15	16:12:14.398	2:04.238	38.713	33.937	
16	17:11:13.316	1:42.600	38.227	34.370	30.003	16	17:03:49.883	51:35.485		35.043	32.057
p17	17:13:05.356	1:52.040	38.488	36.928		17	17:05:33.790	1:43.907	38.624	34.128	31.155
						18	17:07:16.149	1:42.359	37.972	33.193	31.194
						19	17:08:57.859	1:41.710	38.007	33.304	30.399
						20	17:10:40.658	1:42.799	37.800	33.653	31.346
						p21	17:12:36.832	1:56.174	38.304	33.561	
						(199) STRAß Noah					
						1	14:44:43.426	1:47.691	39.073	35.458	33.160
						2	14:46:26.960	1:43.534	38.197	34.425	30.912
						3	14:48:12.362	1:45.402	38.639	33.820	32.943
						4	14:50:00.316	1:47.954	37.953	36.625	33.376
						5	14:51:48.601	1:48.285	41.236	36.413	30.636

DREIER RACING 2024 - COG - ROUND 3


10.06.2024.

Grobnik 4,168 km

Qualifying

10.6.2024. 14:00

Qualifying started at 14:00:00



Lap	Time of Day	Lap Tm	S1 Tm	S2 Tm	S3 Tm	Lap	Time of Day	Lap Tm	S1 Tm	S2 Tm	S3 Tm
6	14:53:33.941	1:45.340	39.868	34.658	30.814	p6	14:56:29.343	2:01.363	39.495	35.450	
p7	14:55:26.691	1:52.750	38.385	35.265		7	15:55:14.994	58:45.651		47.729	41.703
8	15:47:28.130	52:01.439		36.674	31.756	8	15:57:39.326	2:24.332	52.678	50.680	40.974
9	15:49:14.578	1:46.448	40.877	34.798	30.773	p9	16:00:00.857	2:21.531	46.129	51.603	
10	15:51:01.150	1:46.572	40.422	35.130	31.020	p10	16:46:14.644	46:13.787		43.337	
11	15:52:48.903	1:47.753	40.487	35.455	31.811	11	16:48:49.288	2:34.644		41.972	36.421
12	15:54:33.624	1:44.721	40.108	34.000	30.613	12	16:50:35.996	1:46.708	41.332	35.084	30.292
p13	15:56:22.142	1:48.518	39.297	34.847		13	16:52:18.764	1:42.768	38.435	34.209	30.124
14	16:43:38.083	47:15.941		34.609	30.622	14	16:54:00.813	1:42.049	37.906	33.379	30.764
15	16:45:20.214	1:42.131	37.918	33.857	30.356	15	16:55:49.193	1:48.380	39.535	36.149	32.696
16	16:47:03.569	1:43.355	38.367	34.063	30.925	16	16:57:42.715	1:53.522	41.129	36.434	35.959
p17	16:48:55.786	1:52.217	39.077	34.740		p17	16:59:40.372	1:57.657	40.061	35.224	
18	16:51:04.871	2:09.085		35.317	31.862	18	17:49:55.218	50:14.846		44.815	37.599
19	16:52:50.697	1:45.826	37.860	36.986	30.980	19	17:51:54.908	1:59.690	46.217	40.008	33.465
20	16:54:35.594	1:44.897	38.146	36.074	30.677	20	17:53:47.158	1:52.250	43.332	37.349	31.569
21	16:56:17.305	1:41.711	37.534	34.098	30.079	21	17:55:34.487	1:47.329	40.641	35.848	30.840
22	16:57:59.629	1:42.324	38.036	33.816	30.472	22	17:57:21.356	1:46.869	40.951	35.734	30.184
p23	16:59:49.078	1:49.449	38.649	34.591		p23	17:59:20.099	1:58.743	40.604	36.587	
24	17:49:24.383	49:35.305		39.129	32.241	(83) WIEDERSTEIN Mark					
25	17:51:15.961	1:51.578	40.920	36.597	34.061	1	14:26:38.518	1:53.564	41.675	37.185	34.704
26	17:53:03.565	1:47.604	40.216	35.935	31.453	2	14:28:37.314	1:58.796	43.907	38.267	36.622
27	17:54:49.857	1:46.292	39.524	34.967	31.801	3	14:30:26.090	1:48.776	40.147	35.920	32.709
28	17:56:33.946	1:44.089	38.700	34.423	30.966	4	14:32:21.283	1:55.193	43.155	38.277	33.761
29	17:58:17.886	1:43.940	38.427	34.715	30.798	5	14:34:09.252	1:47.969	40.434	35.562	31.973
p30	18:00:12.112	1:54.226	38.754	35.104		6	14:35:59.468	1:50.216	41.299	35.946	32.971
(157) BANDERSKI Krystian						7	14:37:47.570	1:48.102	40.303	35.291	32.508
1	14:25:27.854	1:46.234	39.123	36.196	30.915	p8	14:39:40.364	1:52.794	40.469	35.379	
2	14:27:13.545	1:45.691	38.756	34.814	32.121	9	15:22:48.216	43:07.852		36.417	33.169
3	14:29:00.671	1:47.126	40.149	35.437	31.540	10	15:24:36.664	1:48.448	39.836	35.135	33.477
p4	14:31:00.608	1:59.937	40.243	38.473		11	15:26:23.764	1:47.100	41.179	34.460	31.461
5	15:23:40.649	52:40.041		35.432	31.719	12	15:28:09.833	1:46.069	40.061	34.876	31.132
6	15:25:27.734	1:47.085	42.028	34.344	30.713	p13	15:30:03.656	1:53.823	38.951	35.705	
7	15:27:11.005	1:43.271	38.537	33.571	31.163	14	15:34:19.428	4:15.772		43.457	36.074
8	15:28:55.649	1:44.644	39.015	34.076	31.553	p15	15:36:49.002	2:29.574	53.191	53.008	
p9	15:31:08.704	2:13.055	45.232	43.395		16	16:26:34.605	49:45.603		36.110	32.528
p10	15:34:26.007	3:17.303		36.908		17	16:28:21.603	1:46.998	39.356	36.124	31.518
11	16:28:05.533	53:39.526		35.161	31.912	18	16:30:07.715	1:46.112	38.833	35.643	31.636
p12	16:29:51.964	1:46.431	38.485	33.222		19	16:31:53.116	1:45.401	39.012	35.125	31.264
13	16:32:06.332	2:14.368		34.282	31.831	20	16:33:38.481	1:45.365	38.571	35.041	31.753
p14	16:33:55.602	1:49.270	39.101	34.729		21	16:35:23.626	1:45.145	38.981	34.643	31.521
15	17:26:24.818	52:29.216		36.639	31.765	22	16:37:10.640	1:47.014	39.603	35.422	31.989
16	17:28:07.631	1:42.813	38.524	33.816	30.473	p23	16:39:02.338	1:51.698	38.822	34.872	
17	17:29:52.064	1:44.433	38.886	35.080	30.467	24	17:24:15.926	45:13.588		36.139	31.947
18	17:31:33.865	1:41.801	38.173	33.759	29.869	25	17:26:00.115	1:44.189	38.596	35.201	30.392
p19	17:33:30.154	1:56.289	40.042	35.397		26	17:27:45.219	1:45.104	39.092	34.833	31.179
(241) HECKERT Sven						27	17:29:27.880	1:42.661	38.345	33.848	30.468
1	14:26:45.458	1:50.262	43.472	35.307	31.483	28	17:31:12.565	1:44.685	38.332	34.802	31.551
2	14:28:39.171	1:53.713	41.002	36.861	35.850	29	17:32:56.897	1:44.332	38.992	34.514	30.826
3	14:30:39.496	2:00.325	45.069	41.414	33.842	p30	17:34:50.522	1:53.625	40.081	35.627	
p4	14:32:37.936	1:58.440	41.751	37.114		(121) SCHNEIDER Markus					
5	15:23:55.309	51:17.373		36.396	31.669	1	14:26:43.264	1:51.507	40.760	36.310	34.437
6	15:25:42.355	1:47.046	39.789	36.158	31.099	2	14:28:38.631	1:55.367	41.807	36.619	36.941
7	15:27:32.270	1:49.915	39.380	36.874	33.661	3	14:30:30.896	1:52.265	44.765	36.561	30.939
p8	15:29:31.523	1:59.253	41.095	34.076		4	14:32:22.620	1:51.724	39.974	37.516	34.234
9	16:27:34.868	58:03.345		38.813	31.682	5	14:34:13.472	1:50.852	42.834	36.441	31.577
10	16:29:16.772	1:41.904	38.148	33.398	30.358	6	14:35:59.659	1:46.187	39.933	34.545	31.709
11	16:31:02.760	1:45.988	38.852	35.318	31.818	7	14:37:46.277	1:46.618	40.553	35.125	30.940
12	16:32:46.688	1:43.928	38.591	34.279	31.058	p8	14:39:39.168	1:52.891	39.457	34.708	
p13	16:34:38.290	1:51.602	39.876	34.714		9	15:23:55.469	44:16.301		36.072	31.522
(67) PERALTA Jorge						10	15:25:41.961	1:46.492	39.150	36.384	30.958
1	14:47:26.535	1:53.665	40.989	38.975	33.701	11	15:27:31.791	1:49.830	39.312	37.067	33.451
2	14:49:13.530	1:46.995	39.933	36.007	31.055	p12	15:29:30.031	1:58.240	40.474	34.423	
3	14:50:58.188	1:44.658	39.755	34.005	30.898	13	16:27:35.887	58:05.856		38.631	32.268
4	14:52:43.879	1:45.691	39.170	35.118	31.403	14	16:29:19.555	1:43.668	38.975	34.035	30.658
5	14:54:27.980	1:44.101	39.505	34.480	30.116	15	16:31:05.827	1:46.272	38.965	34.404	32.903
						16	16:32:52.463	1:46.636	41.821	33.226	31.589

DREIER RACING 2024 - COG - ROUND 3

10.06.2024.

Grobnik 4,168 km

Qualifying

10.6.2024. 14:00

Qualifying started at 14:00:00




Table with 5 columns: Lap, Time of Day, Lap Tm, S1 Tm, S2 Tm, S3 Tm. Rows include laps 17-26 and (114) DOERN Julius with lap times 1 to 19.

Table with 5 columns: Lap, Time of Day, Lap Tm, S1 Tm, S2 Tm, S3 Tm. Rows include laps 6-31 and (111) LEDERMANN Marc with lap times 1 to 21.

Table with 5 columns: Lap, Time of Day, Lap Tm, S1 Tm, S2 Tm, S3 Tm. Rows include laps 1-28 and (97) GEHM Fabian with lap times 1 to 28.

Table with 5 columns: Lap, Time of Day, Lap Tm, S1 Tm, S2 Tm, S3 Tm. Rows include laps 2-21 and (111) LEDERMANN Marc with lap times 2 to 21.

Table with 5 columns: Lap, Time of Day, Lap Tm, S1 Tm, S2 Tm, S3 Tm. Rows include laps 1-5 and (163) HERZOG Peter with lap times 1 to 5.

Table with 5 columns: Lap, Time of Day, Lap Tm, S1 Tm, S2 Tm, S3 Tm. Rows include laps 1-17 and (74) DÖRING Holger with lap times 1 to 17.

DREIER RACING 2024 - COG - ROUND 3

10.06.2024.

Grobnik 4,168 km

Qualifying

10.6.2024. 14:00

Qualifying started at 14:00:00

Lap	Time of Day	Lap Tm	S1 Tm	S2 Tm	S3 Tm	Lap	Time of Day	Lap Tm	S1 Tm	S2 Tm	S3 Tm
18	16:31:05.739	1:46.296	38.772	34.552	32.972	10	17:34:12.707	1:44.235	39.089	34.372	30.774
19	16:32:54.710	1:48.971	42.657	35.929	30.385	11	17:35:57.934	1:45.227	39.528	34.990	30.709
20	16:34:41.403	1:46.693	39.314	35.394	31.985	12	17:37:43.384	1:45.450	39.274	35.336	30.840
21	16:36:28.801	1:47.398	40.328	36.461	30.609	p13	17:39:35.629	1:52.245	39.324	34.943	
22	16:38:12.569	1:43.768	38.531	34.412	30.825	(10) GÜNTNER Andreas					
p23	16:40:04.671	1:52.102	38.835	36.071		1	14:45:22.939	2:08.194	47.347	43.163	37.684
24	17:24:04.233	43:59.562		35.336	32.052	2	14:47:23.266	2:00.327	45.060	41.646	33.621
25	17:25:48.937	1:44.704	38.956	34.683	31.065	3	14:49:19.745	1:56.479	42.061	39.083	35.335
26	17:27:33.125	1:44.188	38.764	34.645	30.779	4	14:51:10.795	1:51.050	41.393	36.948	32.709
27	17:29:18.012	1:44.887	38.739	34.746	31.402	5	14:53:03.583	1:52.788	41.002	38.284	33.502
28	17:31:02.544	1:44.532	39.375	34.071	31.086	6	14:54:56.028	1:52.445	40.391	36.829	35.225
p29	17:32:53.835	1:51.291	39.783	34.867		p7	14:57:06.316	2:10.288	42.357	37.090	
(172) WILLING Horst						8	15:43:35.460	46:29.144		42.750	35.425
1	15:25:55.015	1:46.894	40.330	35.248	31.316	9	15:45:30.689	1:55.229	43.684	37.704	33.841
2	15:27:40.840	1:45.825	40.044	35.082	30.699	10	15:47:22.037	1:51.348	42.191	36.502	32.655
p3	15:29:40.214	1:59.374	39.592	35.990		11	15:49:11.869	1:49.832	41.124	36.204	32.504
4	16:29:04.239	59:24.025		37.008	31.472	12	15:51:02.027	1:50.158	41.351	37.278	31.529
5	16:30:51.220	1:46.981	40.374	35.531	31.076	13	15:52:55.102	1:53.075	43.371	35.534	34.170
6	16:32:37.056	1:45.836	40.409	34.933	30.494	14	15:54:43.059	1:47.957	40.268	35.426	32.263
7	16:34:22.384	1:45.328	39.990	34.902	30.436	15	15:56:28.704	1:45.645	39.347	35.234	31.064
8	16:36:11.117	1:48.733	40.468	36.118	32.147	16	15:58:14.322	1:45.618	39.086	35.287	31.245
9	16:37:55.289	1:44.172	39.085	34.766	30.321	p17	16:00:22.496	2:08.174	39.549	35.553	
p10	16:39:45.185	1:49.896	39.137	34.769		18	16:44:19.487	43:56.991		41.181	32.345
11	17:24:52.640	45:07.455		35.974	32.134	19	16:46:17.041	1:57.554	40.695	39.358	37.501
12	17:26:39.571	1:46.931	40.353	35.999	30.579	20	16:48:09.228	1:52.187	42.313	38.041	31.833
13	17:28:24.408	1:44.837	39.224	35.029	30.584	21	16:49:58.818	1:49.590	41.002	36.952	31.636
14	17:30:08.480	1:44.072	39.287	34.485	30.300	22	16:51:46.885	1:48.067	41.867	35.644	30.556
15	17:31:53.538	1:45.058	38.910	34.934	31.214	23	16:53:31.621	1:44.736	38.884	34.901	30.951
p16	17:33:50.119	1:56.581	39.915	36.458		24	16:55:20.236	1:48.615	39.108	35.430	34.077
(8) SCHMITZ Christoph						p25	16:57:22.624	2:02.388	39.853	36.112	
1	14:28:00.164	1:55.033	43.107	38.369	33.557	26	17:49:28.225	52:05.601		39.667	32.263
2	14:29:53.094	1:52.930	41.815	37.814	33.301	p27	17:51:31.020	2:02.795	39.980	35.750	
p3	14:31:51.520	1:58.426	42.202	38.027		28	17:53:52.513	2:21.493		36.195	31.363
4	15:22:02.847	50:11.327		37.140	31.709	29	17:55:38.376	1:45.863	39.243	35.444	31.176
5	15:23:50.056	1:47.209	39.697	35.752	31.760	30	17:57:24.214	1:45.838	39.425	35.465	30.948
6	15:25:36.699	1:46.643	39.641	36.006	30.996	p31	17:59:21.981	1:57.767	38.879	35.781	
7	15:27:25.692	1:48.993	41.949	35.956	31.088	(26) SCHLEICH Alina					
p8	15:29:19.647	1:53.955	39.280	36.536		1	16:26:40.532	51:02.555		37.006	33.655
9	16:27:58.713	58:39.066		35.492	31.031	2	16:28:30.068	1:49.536	41.702	35.337	32.497
10	16:29:43.762	1:45.049	38.707	35.074	31.268	3	16:30:17.835	1:47.767	40.540	35.133	32.094
11	16:31:31.745	1:47.983	41.788	35.427	30.768	4	16:32:05.635	1:47.800	40.226	35.228	32.346
12	16:33:16.201	1:44.456	38.373	35.192	30.891	p5	16:33:59.475	1:53.840	41.078	35.516	
p13	16:35:02.910	1:46.709	37.809	34.007		6	17:24:40.614	50:41.139		36.406	32.844
14	16:37:11.331	2:08.421		35.216	30.850	7	17:26:29.676	1:49.062	40.423	36.195	32.444
p15	16:39:02.514	1:51.183	38.567	34.690		8	17:28:14.606	1:44.930	39.153	34.599	31.178
16	17:24:18.724	45:16.210		36.256	31.220	9	17:30:00.312	1:45.706	39.698	34.612	31.396
17	17:26:05.035	1:46.311	40.192	35.348	30.771	p10	17:31:53.473	1:53.161	39.913	36.571	
18	17:27:51.308	1:46.273	39.001	35.919	31.353	(273) KEPPLER Andreas					
19	17:29:38.285	1:46.977	39.580	36.297	31.100	1	14:26:43.399	1:51.867	42.690	35.358	33.819
20	17:31:23.664	1:45.379	38.994	35.418	30.967	2	14:28:38.150	1:54.751	42.521	36.982	35.248
21	17:33:08.229	1:44.565	39.014	34.992	30.559	3	14:30:28.102	1:49.952	43.661	34.719	31.572
22	17:34:52.774	1:44.545	38.505	35.113	30.927	4	14:32:20.400	1:52.298	41.759	37.922	32.617
23	17:36:36.984	1:44.210	38.435	35.047	30.728	5	14:34:08.228	1:47.828	40.814	34.890	32.124
24	17:38:22.134	1:45.150	38.909	35.326	30.915	6	14:35:56.807	1:48.579	41.425	35.167	31.987
p25	17:40:16.030	1:53.896	38.824	35.434		7	14:37:44.447	1:47.640	41.417	35.123	31.100
(861) SCHMIEDINGER Ingo						p8	14:39:39.202	1:54.755	41.271	35.203	
1	15:33:11.452	3:11.036		37.242	32.586	9	15:24:48.260	45:09.058		35.216	31.575
2	15:35:03.570	1:52.118	41.924	37.631	32.563	10	15:26:36.888	1:48.628	41.984	35.179	31.465
p3	15:37:07.236	2:03.666	45.351	39.802		11	15:28:26.651	1:49.763	41.564	35.989	32.210
4	17:23:29.127	1:46:21.891		37.353	32.741	p12	15:30:27.928	2:01.277	43.826	38.736	
5	17:25:18.520	1:49.393	41.426	36.526	31.441	13	17:24:03.965	1:53:36.037		35.862	32.095
6	17:27:07.029	1:48.509	40.774	36.485	31.250	14	17:25:50.057	1:46.092	40.379	34.735	30.978
7	17:28:54.471	1:47.442	40.194	35.450	31.798	15	17:27:35.287	1:45.230	39.704	34.877	30.649
8	17:30:43.065	1:48.594	42.261	35.514	30.819	16	17:29:20.964	1:45.677	40.553	34.299	30.825
9	17:32:28.472	1:45.407	40.154	34.784	30.469	17	17:31:08.634	1:47.670	40.465	35.531	31.674

DREIER RACING 2024 - COG - ROUND 3


10.06.2024.

Grobnik 4,168 km

Qualifying

10.6.2024. 14:00

Qualifying started at 14:00:00



Lap	Time of Day	Lap Tm	S1 Tm	S2 Tm	S3 Tm
18	17:32:55.715	1:47.081	40.555	34.939	31.587
19	17:34:42.615	1:46.900	40.892	34.820	31.188
20	17:36:29.369	1:46.754	40.842	34.780	31.132
21	17:38:16.768	1:47.399	40.796	35.150	31.453
p22	17:40:10.154	1:53.386	40.811	34.942	

Lap	Time of Day	Lap Tm	S1 Tm	S2 Tm	S3 Tm
p24	17:01:17.800	2:05.415	41.998	37.690	
25	17:51:15.331	49:57.531		49.641	43.908
26	17:53:16.804	2:01.473	46.225	39.840	35.408
27	17:55:04.288	1:47.484	40.334	36.261	30.889
28	17:57:01.787	1:57.499	44.085	39.092	34.322
p29	17:59:09.890	2:08.103	42.001	37.836	

(201) SEIDEL Ingo

1	15:24:41.913	1:49.118	41.340	35.098	32.680
2	15:26:31.219	1:49.306	41.087	35.406	32.813
3	15:28:23.578	1:52.359	41.489	36.546	34.324
p4	15:30:27.289	2:03.711	41.017	38.782	
5	17:21:52.637	1:51:25.348		35.536	31.897
6	17:23:39.340	1:46.703	39.576	35.366	31.761
7	17:25:25.792	1:46.452	39.757	35.136	31.559
8	17:27:11.746	1:45.954	39.373	35.098	31.483
9	17:28:57.411	1:45.665	39.660	35.050	30.955
p10	17:30:50.676	1:53.265	39.805	36.039	

(162) PERLE Dario

1	14:46:08.297	2:00.421	45.599	41.166	33.656
2	14:48:01.345	1:53.048	42.040	37.314	33.694
3	14:49:57.702	1:56.357	42.448	40.955	32.954
4	14:51:52.073	1:54.371	43.527	38.499	32.345
5	14:53:43.991	1:51.918	40.804	38.235	32.879
p6	14:55:42.950	1:58.959	41.359	37.017	
7	15:46:22.696	50:39.746		46.256	35.341
8	15:48:17.895	1:55.199	44.272	37.976	32.951
9	15:50:11.617	1:53.722	43.985	37.003	32.734
10	15:52:02.361	1:50.744	42.200	36.816	31.728
11	15:53:54.441	1:52.080	41.968	37.215	32.897
12	15:55:43.467	1:49.026	41.133	36.009	31.884
13	15:57:33.779	1:50.312	40.634	36.896	32.782
p14	15:59:36.220	2:02.441	42.907	37.498	
15	16:48:50.210	49:13.990		39.142	35.319
16	16:50:42.593	1:52.383	42.076	37.549	32.758
17	16:52:29.514	1:46.921	39.161	35.844	31.916
18	16:54:19.365	1:49.851	40.738	37.024	32.089
19	16:56:07.980	1:48.615	40.199	36.201	32.215
20	16:57:57.370	1:49.390	40.063	36.725	32.602
p21	16:59:49.899	1:52.529	39.758	36.346	
p22	17:50:39.867	50:49.968		44.621	
23	17:53:24.338	2:44.471		38.152	33.377
24	17:55:15.307	1:50.969	41.411	37.309	32.249
25	17:57:08.289	1:52.982	42.878	38.411	31.693
p26	17:59:07.002	1:58.713	40.370	38.535	

(98) HOLZMANN Anja

1	15:25:45.771	1:53.900	41.665	37.105	35.130
2	15:27:36.475	1:50.704	40.701	36.337	33.666
p3	15:29:36.728	2:00.253	40.543	37.924	
p4	15:33:44.246	4:07.518		38.521	
5	16:26:41.068	52:56.822		37.029	33.805
6	16:28:30.339	1:49.271	41.508	35.286	32.477
7	16:30:18.310	1:47.971	40.544	35.168	32.259
8	16:32:06.225	1:47.915	40.397	35.147	32.371
9	16:33:55.638	1:49.413	41.195	35.576	32.642
10	16:35:42.473	1:46.835	39.671	34.809	32.355
11	16:37:30.485	1:48.012	39.531	35.638	32.843
p12	16:39:31.454	2:00.969	42.960	37.876	
13	17:24:40.602	45:09.148		36.517	32.900
14	17:26:29.725	1:49.123	40.275	36.295	32.553
15	17:28:15.507	1:45.782	39.746	34.442	31.594
16	17:30:02.389	1:46.882	39.319	34.500	33.063
p17	17:31:56.938	1:54.549	42.184	34.541	

(877) MERK-MARQUARDT Daniel

1	17:25:20.093	1:49.726	40.409	36.837	32.480
2	17:27:08.151	1:48.058	39.533	36.702	31.823
3	17:28:56.116	1:47.965	39.347	36.297	32.321
4	17:30:45.220	1:49.104	40.837	35.956	32.311
5	17:32:33.848	1:48.628	39.361	36.059	32.208
6	17:34:21.967	1:48.119	40.126	35.790	32.203
7	17:36:09.535	1:47.568	39.629	35.425	32.514
8	17:37:58.930	1:49.395	40.095	36.079	33.221
p9	17:39:49.298	1:50.368	39.067	35.218	

(361) BREGANSKI Frank

p1	14:26:29.167	1:54.020	40.749	35.593	
2	14:32:22.876	5:53.709		38.566	34.710
3	14:34:10.430	1:47.554	41.151	34.287	32.116
4	14:35:57.574	1:47.144	39.678	34.980	32.486
5	14:37:43.817	1:46.243	40.656	33.682	31.905

(411) KLAMT Christoph

1	14:47:05.062	2:00.929	46.416	39.275	35.238
2	14:49:02.564	1:57.502	44.499	38.148	34.855
3	14:50:59.729	1:57.165	43.796	37.723	35.646
4	14:52:59.525	1:59.796	45.909	37.927	35.960
5	14:54:53.157	1:53.632	42.012	36.298	35.322
p6	14:57:11.934	2:18.777	45.240	41.421	
7	16:44:44.986	1:47:33.052		39.598	34.887
8	16:46:40.614	1:55.628	42.684	36.559	36.385
9	16:48:45.092	2:04.478	47.153	42.230	35.095
10	16:50:37.613	1:52.521	42.262	37.401	32.858
11	16:52:27.549	1:49.936	41.664	36.153	32.119
12	16:54:21.100	1:53.551	42.628	38.645	32.278
13	16:56:08.950	1:47.850	40.910	35.358	31.582
14	16:57:58.003	1:49.053	39.796	36.218	33.039
p15	17:00:00.367	2:02.364	41.677	37.934	

(369) PECIREP Mario

1	14:45:21.977	2:06.823	47.259	43.368	36.196
2	14:47:18.674	1:56.697	45.581	37.810	33.306
3	14:49:12.177	1:53.503	44.343	37.457	31.703
4	14:51:01.558	1:49.381	41.382	36.665	31.334
5	14:52:59.787	1:58.229	44.313	38.458	35.458
6	14:54:53.552	1:53.765	42.374	37.032	34.359
p7	14:57:00.388	2:06.836	44.183	36.220	
8	15:43:38.833	46:38.445		42.134	35.252
9	15:45:35.089	1:56.256	43.586	39.134	33.536
10	15:47:27.678	1:52.589	42.930	37.647	32.012
11	15:49:17.849	1:50.171	41.877	36.916	31.378
12	15:51:09.914	1:52.065	43.866	36.170	32.029
13	15:53:01.399	1:51.485	40.442	37.344	33.699
14	15:55:03.915	2:02.516	44.406	47.202	30.908
15	15:56:50.542	1:46.627	40.100	36.033	30.494
p16	15:58:52.041	2:01.499	39.499	34.967	
17	16:44:33.083	45:41.042		38.884	34.653
18	16:46:38.870	2:05.787	45.625	43.144	37.018
19	16:48:43.682	2:04.812	47.539	41.738	35.535
20	16:50:31.561	1:47.879	39.218	37.200	31.461
p21	16:52:25.755	1:54.194	39.801	37.138	
22	16:57:14.877	4:49.122		35.739	38.209
23	16:59:12.385	1:57.508	43.284	35.636	38.588

(78) BLANKENBERG Bernd

1	15:48:54.161	1:57.934	45.218	38.009	34.707
2	15:50:48.719	1:54.558	43.189	37.643	33.726
3	15:52:49.668	2:00.949	45.256	41.910	33.783
p4	15:54:47.235	1:57.567	41.328	38.008	

DREIER RACING 2024 - COG - ROUND 3

10.06.2024.

Grobnik 4,168 km

Qualifying

10.6.2024. 14:00

Qualifying started at 14:00:00

Lap	Time of Day	Lap Tm	S1 Tm	S2 Tm	S3 Tm
5	16:44:13.921	49:26.686		39.030	33.923
6	16:46:13.636	1:59.715	41.848	40.338	37.529
7	16:48:04.862	1:51.226	40.563	37.801	32.862
8	16:49:52.780	1:47.918	40.377	35.551	31.990
p9	16:51:45.924	1:53.144	40.435	35.486	
10	17:50:10.044	58:24.120		40.858	36.717
11	17:52:06.893	1:56.849	42.894	37.912	36.043
12	17:54:01.412	1:54.519	42.796	37.984	33.739
13	17:55:54.439	1:53.027	42.303	36.714	34.010
14	17:57:49.564	1:55.125	41.863	38.346	34.916
p15	17:59:49.473	1:59.909	42.349	37.960	

(76) SCHMIDT Mario

1	15:24:23.511	1:55.035	44.005	36.842	34.188
2	15:26:13.678	1:50.167	41.844	35.646	32.677
3	15:28:01.954	1:48.276	41.200	35.227	31.849
p4	15:30:02.667	2:00.713	39.149	35.904	

(79) ADLER Björn

1	14:24:47.114	1:52.792	42.289	37.213	33.290
2	14:26:42.911	1:55.797	42.516	39.025	34.256
3	14:28:37.767	1:54.856	41.718	36.621	36.517
4	14:30:37.713	1:59.946	45.557	41.597	32.792
5	14:32:29.966	1:52.253	42.550	36.890	32.813
6	14:34:21.579	1:51.613	42.183	36.365	33.065
7	14:36:14.520	1:52.941	41.775	37.122	34.044
8	14:38:06.388	1:51.868	42.802	36.880	32.186
p9	14:40:10.852	2:04.464	43.566	36.800	
10	15:22:42.631	42:31.779		40.219	33.006
11	15:24:35.760	1:53.129	41.697	37.559	33.873
12	15:26:30.089	1:54.329	43.030	38.398	32.901
13	15:28:23.598	1:53.509	41.675	37.381	34.453
p14	15:30:33.879	2:10.281	43.298	43.124	
15	16:27:01.208	56:27.329		38.535	35.260
16	16:28:54.965	1:53.757	43.394	37.153	33.210
17	16:30:43.926	1:48.961	41.023	35.905	32.033
18	16:32:32.222	1:48.296	41.147	35.871	31.278
19	16:34:21.352	1:49.130	40.977	35.995	32.158
p20	16:36:18.677	1:57.325	40.749	36.513	
21	17:25:10.122	48:51.445		39.209	32.882
22	17:27:02.826	1:52.704	42.990	37.401	32.313
23	17:28:54.419	1:51.593	42.004	36.839	32.750
p24	17:30:57.831	2:03.412	43.351	37.783	

(177) SKENDROVIC Bozidar

1	14:45:22.912	2:08.371	47.375	42.837	38.159
2	14:47:24.445	2:01.533	45.545	41.802	34.186
3	14:49:20.659	1:56.214	42.581	38.021	35.612
4	14:51:14.496	1:53.837	43.849	37.234	32.754
5	14:53:07.653	1:53.157	41.638	36.901	34.618
6	14:55:02.864	1:55.211	43.262	37.049	34.900
p7	14:57:19.730	2:16.866	44.070	38.667	
8	15:43:07.443	45:47.713		44.048	38.538
9	15:45:08.085	2:00.642	46.987	39.444	34.211
10	15:47:04.185	1:56.100	44.714	38.344	33.042
p11	15:52:51.911	5:47.726	44.198	40.429	
12	16:44:01.882	51:09.971		40.383	33.401
13	16:45:55.141	1:53.259	42.853	36.994	33.412
14	16:47:46.680	1:51.539	42.558	36.302	32.679
15	16:49:36.121	1:49.441	41.522	35.970	31.949
16	16:51:27.047	1:50.926	41.094	36.457	33.375
17	16:53:19.695	1:52.648	41.857	38.136	32.655
18	16:55:08.047	1:48.352	40.417	36.069	31.866
19	16:57:02.915	1:54.868	43.466	36.169	35.233
p20	16:58:59.060	1:56.145	40.832	37.148	
p21	17:49:47.204	50:48.144		45.144	

(29) HERTKORN Elvira

Lap	Time of Day	Lap Tm	S1 Tm	S2 Tm	S3 Tm
1	14:26:43.024	1:58.897	45.197	38.875	34.825
2	14:28:39.076	1:56.052	42.653	37.238	36.161
3	14:30:38.954	1:59.878	44.817	41.106	33.955
4	14:32:32.018	1:53.064	41.992	37.331	33.741
5	14:34:22.719	1:50.701	41.249	36.205	33.247
6	14:36:15.045	1:52.326	42.208	35.993	34.125
7	14:38:07.531	1:52.486	42.862	36.951	32.673
p8	14:40:14.201	2:06.670	43.448	37.177	
9	15:23:34.955	43:20.754		37.335	33.645
10	15:25:27.788	1:52.833	42.085	37.232	33.516
11	15:27:18.442	1:50.654	41.510	36.805	32.339
p12	15:29:21.161	2:02.719	40.935	36.635	
13	16:27:21.966	58:00.805		37.281	33.643
14	16:29:11.956	1:49.990	40.734	36.145	33.111
15	16:31:02.774	1:50.818	40.531	36.783	33.504
16	16:32:52.463	1:49.689	41.061	36.384	32.244
17	16:34:40.843	1:48.380	40.465	35.866	32.049
18	16:36:30.363	1:49.520	40.419	36.898	32.203
19	16:38:19.078	1:48.715	39.807	36.678	32.230
p20	16:40:24.327	2:05.249	41.037	37.010	

(62) PESAK Leon

1	14:45:04.503	1:55.020	42.355	37.567	35.098
2	14:47:00.458	1:55.955	45.428	37.573	32.954
3	14:48:50.912	1:50.454	40.866	36.081	33.507
4	14:50:48.238	1:57.326	44.639	39.676	33.011
5	14:52:43.084	1:54.846	41.975	37.016	35.855
p6	14:54:41.184	1:58.100	40.953	36.621	
7	15:48:05.451	53:24.267		38.515	33.994
8	15:50:04.667	1:59.216	44.755	38.606	35.855
9	15:51:58.169	1:53.502	43.620	36.908	32.974
10	15:53:49.639	1:51.470	42.421	36.598	32.451
p11	15:55:42.605	1:52.966	41.609	36.415	
12	16:44:07.157	48:24.552		41.509	36.875
13	16:46:01.885	1:54.728	44.369	37.599	32.760
14	16:48:00.535	1:58.650	49.078	36.770	32.802
15	16:49:52.838	1:52.303	44.167	35.772	32.364
p16	16:51:46.925	1:54.087	40.943	35.429	
17	16:54:48.986	3:02.061		36.233	32.371
18	16:56:37.552	1:48.566	40.286	35.422	32.858
p19	16:58:27.889	1:50.337	40.092	36.054	
20	17:51:12.080	52:44.191		48.438	39.482
21	17:53:04.232	1:52.152	42.564	37.064	32.524
22	17:54:53.617	1:49.385	40.557	36.007	32.821
23	17:56:42.541	1:48.924	40.191	36.583	32.150
24	17:58:32.503	1:49.962	40.029	36.391	33.542
p25	18:00:25.326	1:52.823	40.254	36.604	

(108) OBLIERS Daniel

1	14:24:54.901	1:59.237	45.265	39.077	34.895
p2	14:27:02.732	2:07.831	46.443	38.196	
3	14:30:25.087	3:22.355		38.795	35.677
4	14:32:22.413	1:57.326	43.944	38.375	35.007
5	14:34:15.357	1:52.944	42.697	36.606	33.641
6	14:36:08.435	1:53.078	42.142	36.947	33.989
7	14:38:09.713	2:01.278	42.763	37.827	40.688
p8	14:40:14.778	2:05.065	44.547	37.070	
9	15:22:43.659	42:28.881		40.267	33.412
10	15:24:36.386	1:52.727	41.489	36.992	34.246
11	15:26:30.684	1:54.298	42.807	38.345	33.146
p12	15:32:23.255	5:52.571	41.713	4:15.794	
13	16:27:01.022	54:37.767		39.399	35.369
14	16:28:55.044	1:54.022	42.814	37.562	33.646
15	16:30:44.454	1:49.410	41.759	35.982	31.669
16	16:32:33.050	1:48.596	40.906	36.307	31.383
17	16:34:21.624	1:48.574	40.606	35.803	32.165
18	16:36:12.673	1:51.049	40.849	36.260	33.940
p19	16:38:08.127	1:55.454	41.695	35.634	

DREIER RACING 2024 - COG - ROUND 3


10.06.2024.

Grobnik 4,168 km

Qualifying

10.6.2024. 14:00

Qualifying started at 14:00:00



Lap	Time of Day	Lap Tm	S1 Tm	S2 Tm	S3 Tm	Lap	Time of Day	Lap Tm	S1 Tm	S2 Tm	S3 Tm
20	17:24:52.519	46:44.392		41.429	33.240	12	15:55:29.257	1:53.064	41.492	39.095	32.477
21	17:26:43.196	1:50.677	42.267	36.524	31.886	13	15:57:28.170	1:58.913	41.339	44.379	33.195
22	17:28:32.998	1:49.802	41.995	36.243	31.564	p14	15:59:30.313	2:02.143	43.043	36.147	
p23	17:30:26.105	1:53.107	40.980	35.964		p15	16:44:11.386	44:41.073		42.458	
24	17:32:43.844	2:17.739		37.142	32.584	16	16:46:25.967	2:14.581		39.994	32.111
25	17:34:34.158	1:50.314	41.889	35.925	32.500	17	16:48:19.530	1:53.563	42.988	36.685	33.890
p26	17:36:27.751	1:53.593	41.236	36.091		18	16:50:09.460	1:49.930	41.449	36.287	32.194
(51) GÜNTHER Klaus						19	16:51:59.366	1:49.906	41.937	35.591	32.378
1	14:45:33.199	2:07.251	48.596	43.079	35.576	20	16:53:48.628	1:49.262	40.653	36.323	32.286
2	14:47:34.996	2:01.797	44.688	39.904	37.205	21	16:55:39.403	1:50.775	40.950	36.477	33.348
3	14:49:28.779	1:53.783	42.396	38.662	32.725	22	16:57:35.138	1:55.735	41.726	36.870	37.139
4	14:51:23.076	1:54.297	43.082	37.435	33.780	p23	16:59:38.999	2:03.861	41.118	36.238	
5	14:53:18.679	1:55.603	43.875	37.740	33.988	p24	17:49:44.809	50:05.810		43.447	
p6	14:55:26.006	2:07.327	44.681	39.845		25	17:53:29.638	3:44.829		35.865	33.019
7	16:44:09.424	1:48:43.418		42.630	36.227	26	17:55:18.783	1:49.145	40.697	35.981	32.467
p8	16:46:19.873	2:10.449	44.746	44.727		27	17:57:10.829	1:52.046	40.323	38.052	33.671
9	16:48:50.463	2:30.590		43.432	37.948	p28	17:59:18.632	2:07.803	40.634	36.804	
10	16:50:50.679	2:00.216	43.392	40.180	36.644	(883) TROLL Matthias					
11	16:52:44.299	1:53.620	42.174	37.958	33.488	1	14:46:55.607	1:55.858	43.293	37.710	34.855
12	16:54:40.186	1:55.887	43.794	37.680	34.413	2	14:48:50.486	1:54.879	43.621	37.194	34.064
13	16:56:28.835	1:48.649	40.626	35.368	32.655	p3	14:50:51.718	2:01.232	44.321	40.112	
14	16:58:19.418	1:50.583	42.390	35.670	32.523	p4	14:56:28.709	5:36.991		37.753	
p15	17:00:14.239	1:54.821	40.966	35.571		5	15:54:07.551	57:38.842		37.468	33.682
p16	17:50:39.271	50:25.032		50.934		6	15:56:00.241	1:52.690	41.714	37.129	33.847
(93) WIEDENHOFER Markus						7	15:57:50.296	1:50.055	40.699	35.791	33.565
1	14:27:15.274	1:59.587	44.688	39.138	35.761	p8	15:59:45.779	1:55.483	40.872	36.253	
2	14:29:09.340	1:54.066	42.192	37.604	34.270	p9	16:44:29.150	44:43.371		42.733	
3	14:31:05.231	1:55.891	43.540	38.373	33.978	10	16:47:05.099	2:35.949		36.118	33.633
4	14:32:58.052	1:52.821	41.840	37.503	33.478	11	16:48:59.233	1:54.134	42.606	38.286	33.242
5	14:34:49.517	1:51.465	41.289	36.809	33.367	12	16:50:54.055	1:54.822	41.233	38.905	34.684
6	14:36:42.047	1:52.530	41.726	37.690	33.114	13	16:52:46.146	1:52.091	43.042	36.428	32.621
7	14:38:33.771	1:51.724	41.672	37.032	33.020	14	16:54:35.399	1:49.253	41.383	35.152	32.718
p8	14:40:36.506	2:02.735	42.928	38.129		15	16:56:26.678	1:51.279	39.922	36.575	34.782
9	15:23:39.670	43:03.164		38.952	34.321	16	16:58:16.946	1:50.268	40.875	36.002	33.391
10	15:25:36.473	1:56.803	43.645	38.332	34.826	p17	17:00:07.183	1:50.237	40.576	35.282	
11	15:27:31.524	1:55.051	43.453	37.710	33.888	18	17:51:07.010	50:59.827		43.307	35.549
p12	15:29:32.665	2:01.141	42.469	37.257		19	17:53:00.176	1:53.166	42.701	36.971	33.494
13	15:33:02.574	3:29.909		39.402	35.610	20	17:54:50.002	1:49.826	41.237	35.897	32.692
p14	15:35:03.673	2:01.099	42.229	39.723		21	17:56:39.170	1:49.168	40.699	35.664	32.805
15	16:27:07.690	52:04.017		36.889	35.052	22	17:58:31.184	1:52.014	40.492	38.192	33.330
16	16:28:58.743	1:51.053	41.137	36.933	32.983	p23	18:00:26.565	1:55.381	40.565	37.089	
17	16:30:50.310	1:51.567	41.562	36.884	33.121	(192) AL-AZAWI Michel					
18	16:32:41.257	1:50.947	41.938	36.875	32.134	1	14:46:51.753	2:02.529	45.774	39.871	36.884
19	16:34:30.128	1:48.871	40.118	36.300	32.453	2	14:48:50.131	1:58.378	44.412	38.693	35.273
20	16:36:19.886	1:49.758	40.952	36.209	32.597	3	14:50:47.606	1:57.475	43.022	40.043	34.410
21	16:38:10.238	1:50.352	41.001	36.675	32.676	4	14:52:44.882	1:57.276	43.010	40.197	34.069
p22	16:40:07.397	1:57.159	40.594	36.464		5	14:54:41.420	1:56.538	42.638	39.423	34.477
23	17:23:27.042	43:19.645		37.111	32.301	p6	14:56:44.656	2:03.236	41.592	37.876	
24	17:25:17.206	1:50.164	40.331	36.982	32.851	7	16:44:07.480	1:47:22.824		41.902	36.307
25	17:27:09.074	1:51.868	41.305	37.125	33.438	8	16:46:10.288	2:02.808	45.977	42.193	34.638
26	17:28:58.915	1:49.841	40.998	36.356	32.487	9	16:48:05.316	1:55.028	42.757	38.063	34.208
27	17:30:50.650	1:51.735	41.660	36.282	33.793	10	16:49:58.445	1:53.129	42.381	37.532	33.216
p28	17:32:48.348	1:57.698	41.627	36.998		11	16:51:48.812	1:50.367	41.296	36.520	32.551
(666) SCHMID Frank						12	16:53:38.745	1:49.933	40.853	36.311	32.769
1	14:45:24.727	2:08.483	46.572	43.477	38.434	13	16:55:29.770	1:51.025	41.340	36.709	32.976
2	14:47:26.896	2:02.169	44.438	42.107	35.624	14	16:57:23.534	1:53.764	41.345	37.916	34.503
3	14:49:21.155	1:54.259	41.541	37.049	35.669	p15	16:59:23.280	1:59.746	40.819	36.380	
4	14:51:15.561	1:54.406	43.861	38.602	31.943	(293) TERZIC Gavrilo					
5	14:53:08.140	1:52.579	41.075	36.717	34.787	1	14:45:30.748	2:01.662	44.504	43.634	33.524
6	14:55:03.221	1:55.081	43.180	36.872	35.029	2	14:47:29.470	1:58.722	42.957	41.458	34.307
p7	14:57:14.390	2:11.169	44.029	38.185		3	14:49:24.451	1:54.981	44.087	37.822	33.072
8	15:47:56.917	50:42.527		37.785	34.291	4	14:51:18.190	1:53.739	41.540	38.206	33.993
9	15:49:52.054	1:55.137	42.788	36.888	35.461	5	14:53:15.037	1:56.847	43.811	38.494	34.542
10	15:51:45.341	1:53.287	42.574	38.273	32.440	6	14:55:08.053	1:53.016	43.065	36.598	33.353
11	15:53:36.193	1:50.852	41.384	36.670	32.798	p7	14:57:15.318	2:07.265	42.205	36.955	

DREIER RACING 2024 - COG - ROUND 3


10.06.2024.

Grobnik 4,168 km

Qualifying

10.6.2024. 14:00

Qualifying started at 14:00:00



Lap	Time of Day	Lap Tm	S1 Tm	S2 Tm	S3 Tm
8	6:44:34.982	1:47:19.664		39.176	32.839
9	6:46:28.853	1:53.871	42.480	39.132	32.259
10	6:48:21.191	1:52.338	41.973	37.702	32.663
11	6:50:13.761	1:52.570	42.970	37.086	32.514
12	6:52:05.159	1:51.398	42.110	36.805	32.483
13	6:53:55.254	1:50.095	41.667	36.957	31.471
14	6:55:46.005	1:50.751	41.073	37.575	32.103
15	6:57:36.254	1:50.249	41.260	36.861	32.128
16	6:59:31.925	1:55.671	40.764	36.863	38.044
p17	7:01:49.890	2:17.965	50.328	40.804	
p18	7:50:09.227	48:19.337		44.728	

Lap	Time of Day	Lap Tm	S1 Tm	S2 Tm	S3 Tm
17	7:28:04.910	1:53.478	42.476	36.512	34.490
18	7:29:55.956	1:51.046	41.303	36.283	33.460
p19	7:32:00.324	2:04.368	42.776	38.093	
(28) OTT Erwin					
1	15:28:23.446	2:08.681	49.601	40.514	38.566
p2	15:30:43.346	2:19.900	46.766	44.469	
3	16:27:40.537	56:57.191		40.058	37.665
4	16:29:40.313	1:59.776	44.735	38.983	36.058
5	16:31:40.493	2:00.180	46.984	38.678	34.518
6	16:33:38.167	1:57.674	45.413	38.550	33.711
7	16:35:34.331	1:56.164	44.423	38.310	33.431
8	16:37:29.439	1:55.108	43.915	37.537	33.656
p9	16:39:30.681	2:01.242	43.443	37.805	
10	17:26:14.793	46:44.112		37.978	33.792
11	17:28:08.184	1:53.391	43.109	37.235	33.047
12	17:30:01.533	1:53.349	43.280	37.173	32.896
13	17:31:55.115	1:53.582	43.456	37.087	33.039
14	17:33:46.201	1:51.086	42.377	36.516	32.193
15	17:35:37.279	1:51.078	42.305	36.575	32.198
16	17:37:28.981	1:51.702	42.066	36.069	33.567
p17	17:39:30.170	2:01.189	41.928	36.904	

(984) DIERING Markus					
1	14:45:52.218	1:59.386	44.782	39.978	34.626
2	14:47:48.183	1:55.965	43.151	38.905	33.909
3	14:49:51.965	2:03.782	49.135	39.573	35.074
4	14:51:46.407	1:54.442	42.112	37.401	34.929
5	14:53:39.027	1:52.620	42.022	36.716	33.882
p6	14:55:40.199	2:01.172	41.257	37.675	
7	16:44:09.847	1:48:29.648		42.130	35.890
8	16:46:14.171	2:04.324	44.276	43.418	36.630
9	16:48:08.023	1:53.852	42.891	37.467	33.494
10	16:50:02.323	1:54.300	43.084	37.704	33.512
11	16:51:56.400	1:54.077	42.588	38.112	33.377
12	16:53:46.721	1:50.321	41.726	36.152	32.443
13	16:55:38.631	1:51.910	42.170	36.752	32.988
14	16:57:34.187	1:55.556	42.006	36.923	36.627
p15	16:59:35.250	2:01.063	41.388	35.859	

(286) DORN Markus					
1	14:45:18.458	2:04.430	47.598	41.984	34.848
2	14:47:18.358	1:59.900	45.385	39.375	35.140
3	14:49:19.223	2:00.865	45.922	39.766	35.177
4	14:51:17.579	1:58.356	45.276	38.470	34.610
5	14:53:14.551	1:56.972	44.163	38.225	34.584
p6	14:55:24.163	2:09.612	45.647	41.746	
7	15:48:03.122	52:38.959		41.264	35.251
8	15:50:03.365	2:00.243	46.304	38.954	34.985
9	15:52:00.449	1:57.084	45.486	38.039	33.559
10	15:53:53.836	1:53.387	43.557	37.023	32.807
11	15:55:46.520	1:52.684	43.011	37.032	32.641
p12	15:57:42.392	1:55.872	42.152	36.596	
13	16:44:03.522	46:21.130		40.951	33.436
14	16:45:57.342	1:53.820	43.328	37.055	33.437
15	16:47:49.008	1:51.666	42.200	36.710	32.756
16	16:49:40.121	1:51.113	41.877	36.777	32.459
17	16:51:31.464	1:51.343	42.104	36.265	32.974
p18	16:53:27.318	1:55.854	42.313	36.356	
p19	17:49:59.017	56:31.699		43.311	
p20	17:53:46.222	3:47.205		39.815	

(969) MEERGANS Martin					
1	14:47:29.537	2:03.538	45.783	42.740	35.015
2	14:49:28.176	1:58.639	45.571	38.576	34.492
3	14:51:22.791	1:54.615	43.284	37.402	33.929
4	14:53:18.180	1:55.389	43.774	37.880	33.735
p5	14:55:24.831	2:06.651	44.805	39.903	
6	15:50:55.194	55:30.363		38.393	36.044
7	15:52:51.602	1:56.408	44.751	38.008	33.649
8	15:54:46.402	1:54.800	43.945	37.656	33.199
9	15:56:39.305	1:52.903	42.778	36.888	33.237
p10	15:58:33.696	1:54.391	42.749	36.739	
11	16:44:43.796	46:10.100		39.582	33.425
12	16:46:38.937	1:55.141	42.331	37.261	35.549
13	16:48:44.042	2:05.105	48.208	41.709	35.188
14	16:50:36.217	1:52.175	42.113	37.416	32.646
15	16:52:27.446	1:51.229	42.444	36.480	32.305
16	16:54:19.998	1:52.552	42.118	37.491	32.943
17	16:56:11.072	1:51.074	42.080	36.771	32.223
18	16:58:01.932	1:50.860	41.480	36.549	32.831
p19	16:59:54.461	1:52.529	41.227	36.208	
p20	17:51:29.701	51:35.240		38.657	

(613) DREXELIUS Lukas					
1	14:46:09.851	2:04.953	46.530	42.963	35.460
2	14:48:05.187	1:55.336	43.474	38.733	33.129
3	14:50:00.893	1:55.706	43.988	37.770	33.948
4	14:51:59.292	1:58.399	41.569	40.268	36.562
p5	14:53:56.973	1:57.681	42.806	36.834	
6	16:44:32.030	1:50:35.057		39.008	38.571
7	16:46:39.382	2:07.352	46.467	42.366	38.519
8	16:48:49.442	2:10.060	48.553	43.203	38.304
9	16:50:50.057	2:00.615	43.389	40.321	36.905
10	16:52:43.944	1:53.887	42.071	37.628	34.188
11	16:54:35.629	1:51.685	40.793	37.608	33.284
p12	16:56:29.853	1:54.224	40.592	37.755	
p13	17:51:22.375	54:52.522		56.510	

(413) DOLLNER Sven					
1	14:24:37.812	2:00.577	44.901	38.454	37.222
2	14:26:38.068	2:00.256	45.091	38.474	36.691
3	14:28:37.331	1:59.263	44.144	38.370	36.749
p4	14:30:51.055	2:13.724	45.862	41.524	
5	15:23:02.121	52:11.066		38.807	36.822
6	15:25:01.591	1:59.470	44.857	38.074	36.539
7	15:26:58.969	1:57.378	43.934	37.372	36.072
8	15:28:57.355	1:58.386	43.888	37.999	36.499
p9	15:31:21.840	2:24.485	47.794	45.237	
p10	15:34:12.731	2:50.891		45.426	
11	16:27:16.488	53:03.757		37.959	36.543
12	16:29:11.959	1:55.471	43.117	36.833	35.521
13	16:31:05.523	1:53.564	42.616	36.448	34.500
14	16:32:58.243	1:52.720	42.539	36.218	33.963
p15	16:35:07.110	2:08.867	43.341	39.134	
16	17:26:11.432	51:04.322		37.191	34.171

(211) RANFTLER Denise					
1	15:48:33.456	2:06.638	48.280	42.774	35.584
2	15:50:38.884	2:05.428	46.393	40.505	38.530
3	15:52:43.174	2:04.290	47.073	40.189	37.028
p4	15:54:49.374	2:06.200	45.846	39.523	
5	16:48:54.001	54:04.627		39.610	38.969
p6	16:50:58.003	2:04.002	44.375	39.305	
7	16:53:16.920	2:18.917		38.065	33.185

DREIER RACING 2024 - COG - ROUND 3


10.06.2024.

Grobnik 4,168 km

Qualifying

10.6.2024. 14:00

Qualifying started at 14:00:00



Lap	Time of Day	Lap Tm	S1 Tm	S2 Tm	S3 Tm	Lap	Time of Day	Lap Tm	S1 Tm	S2 Tm	S3 Tm
8	16:55:09.090	1:52.170	41.815	37.118	33.237	13	16:46:10.928	2:02.602	45.051	42.182	35.369
9	16:57:10.702	2:01.612	44.449	39.268	37.895	14	16:48:05.924	1:54.996	42.393	38.625	33.978
p10	16:59:14.412	2:03.710	43.276	39.267		15	16:50:00.818	1:54.894	42.838	38.486	33.570
11	17:51:14.454	52:00.042		49.644	42.612	16	16:51:58.877	1:58.059	41.422	42.076	34.561
12	17:53:16.862	2:02.408	46.870	39.792	35.746	17	16:53:52.738	1:53.861	40.682	38.669	34.510
13	17:55:14.355	1:57.493	44.887	38.449	34.157	p18	16:55:52.468	1:59.730	41.560	39.203	
14	17:57:10.615	1:56.260	43.622	38.417	34.221						
p15	17:59:19.253	2:08.638	44.088	38.266							
(88) RÄTZ Alexander						(233) MIEBACH Clarissa					
1	14:46:11.167	2:05.881	47.819	41.837	36.225	1	14:46:50.445	2:00.334	46.171	39.017	35.146
2	14:48:14.308	2:03.141	46.342	40.787	36.012	2	14:48:46.765	1:56.320	43.873	37.961	34.486
3	14:50:14.425	2:00.117	45.200	39.678	35.239	3	14:50:44.077	1:57.312	44.586	38.025	34.701
4	14:52:12.728	1:58.303	44.000	40.008	34.295	4	14:52:43.290	1:59.213	43.433	39.251	36.529
5	14:54:24.566	2:11.838	44.422	49.891	37.525	p5	14:54:43.988	2:00.698	43.651	37.828	
p6	14:56:42.669	2:18.103	45.912	39.849		6	16:44:07.721	1:49:23.733		42.097	36.020
7	15:45:20.315	48:37.646		43.846	36.926	7	16:46:09.394	2:01.673	45.420	41.744	34.509
8	15:47:22.919	2:02.604	46.051	40.196	36.357	8	16:48:04.281	1:54.887	42.977	37.870	34.040
9	15:49:28.101	2:05.182	46.157	39.948	39.077	9	16:49:58.270	1:53.989	43.205	37.464	33.320
10	15:51:27.140	1:59.039	45.206	39.415	34.418	p10	16:51:59.118	2:00.848	42.450	37.755	
11	15:53:24.657	1:57.517	43.869	39.059	34.589	p11	17:50:07.617	58:08.499		54.111	
12	15:55:19.863	1:55.206	43.484	37.897	33.825	(910) SCHUNK Sebastian					
13	15:57:19.165	1:59.302	47.502	38.058	33.742	1	14:47:46.159	2:07.901	44.877	41.707	41.317
p14	15:59:20.637	2:01.472	42.672	36.885		2	14:49:55.713	2:09.554	47.356	43.288	38.910
15	16:44:07.175	44:46.538		41.792	36.467	3	14:52:02.331	2:06.618	46.834	42.146	37.638
16	16:46:08.158	2:00.983	45.813	41.684	33.486	4	14:54:10.095	2:07.764	45.773	41.254	40.737
17	16:48:04.409	1:56.251	44.702	38.028	33.521	p5	14:56:28.066	2:17.971	46.076	44.039	
18	16:49:58.843	1:54.434	44.058	37.154	33.222	6	15:50:59.260	54:31.194		42.855	37.021
19	16:51:53.405	1:54.562	43.088	37.588	33.886	7	15:53:06.592	2:07.332	47.377	41.715	38.240
20	16:53:46.041	1:52.636	43.121	36.857	32.658	8	15:55:17.057	2:10.465	44.964	44.936	40.565
21	16:55:38.306	1:52.265	42.265	37.025	32.975	9	15:57:35.656	2:18.599	53.059	47.089	38.451
22	16:57:36.177	1:57.871	41.868	37.123	38.880	p10	15:59:44.791	2:09.135	44.042	39.776	
p23	16:59:33.457	1:57.280	42.024	36.826		11	16:44:38.597	44:53.806		39.841	36.365
p24	17:49:56.264	50:22.807		49.635		12	16:46:40.662	2:02.065	42.656	41.736	37.673
25	17:53:08.322	3:12.058		39.153	34.258	13	16:48:51.323	2:10.661	48.037	43.863	38.761
26	17:55:02.738	1:54.416	43.125	37.824	33.467	14	16:50:52.599	2:01.276	43.919	40.811	36.546
27	17:57:00.433	1:57.695	45.217	39.004	33.474	p15	16:53:03.547	2:10.948	47.853	42.977	
p28	17:59:04.220	2:03.787	42.774	37.871		16	16:56:32.790	3:29.243		42.626	38.810
(268) HERISCH Heinrich						p17	16:58:42.558	2:09.768	42.487	40.240	
1	15:52:55.884	2:12.738	50.730	43.041	38.967	18	17:52:33.690	53:51.132		42.863	37.915
2	15:55:15.838	2:19.954	50.077	48.721	41.156	19	17:54:41.404	2:07.714	43.315	43.261	41.138
3	15:57:31.501	2:15.663	53.905	44.920	36.838	20	17:56:35.949	1:54.545	42.134	38.603	33.808
p4	15:59:41.074	2:09.573	46.246	38.899		21	17:58:32.692	1:56.743	41.816	39.924	35.003
5	16:44:48.261	45:07.187		39.456	36.415	p22	18:00:44.617	2:11.925	45.238	41.510	
6	16:46:47.207	1:58.946	43.903	39.351	35.692	(193) AGNIC Tomislav					
7	16:48:51.300	2:04.093	44.338	42.005	37.750	1	14:47:36.218	2:13.614	48.841	46.047	38.726
8	16:50:51.620	2:00.320	43.061	40.197	37.062	2	14:49:42.337	2:06.119	46.116	41.252	38.751
9	16:52:47.763	1:56.143	42.408	39.286	34.449	3	14:51:46.292	2:03.955	45.641	40.963	37.351
10	16:54:41.928	1:54.165	41.810	37.788	34.567	4	14:53:47.653	2:01.361	46.024	39.606	35.731
11	16:56:35.241	1:53.313	42.049	37.010	34.254	p5	14:56:03.397	2:15.744	44.530	39.526	
p12	16:58:40.923	2:05.682	41.655	38.751		6	15:49:54.053	53:50.656		41.785	37.720
p13	17:51:27.113	52:46.190		54.063		7	15:51:57.872	2:03.819	47.354	40.491	35.974
p14	17:54:24.044	2:56.931		46.435		8	15:53:01.577	2:03.705	47.310	40.024	36.371
(71) DAX Jeff						9	15:56:02.210	2:00.633	45.048	39.599	35.986
1	14:46:38.470	2:01.521	44.455	40.992	36.074	p10	15:58:10.859	2:08.649	44.357	39.191	
2	14:48:39.777	2:01.307	43.812	41.569	35.926	11	16:48:29.965	50:19.106		43.301	35.170
3	14:50:39.237	1:59.460	43.152	40.422	35.886	12	16:50:25.090	1:55.125	42.453	38.327	34.345
4	14:52:43.075	2:03.838	44.791	42.427	36.620	13	16:52:25.023	1:59.933	43.292	40.473	36.168
5	14:54:43.651	2:00.576	44.226	39.740	36.610	14	16:54:25.417	2:00.394	44.509	40.671	35.214
p6	14:56:48.849	2:05.198	42.977	39.996		p15	16:56:40.946	2:15.529	45.187	41.377	
7	15:51:05.026	54:16.177		42.720	35.651	16	17:51:26.307	54:45.361		42.080	50.047
8	15:53:06.457	2:01.431	45.534	39.582	36.315	17	17:53:31.684	2:05.377	48.418	40.293	36.666
9	15:55:12.633	2:06.176	44.562	44.188	37.426	18	17:55:32.312	2:00.628	44.366	39.788	36.474
10	15:57:07.554	1:54.921	42.033	38.881	34.007	19	17:57:33.805	2:01.493	45.678	39.696	36.119
p11	15:59:06.261	1:58.707	41.658	39.357		p20	17:59:41.263	2:07.458	44.809	38.803	
12	16:44:08.326	45:02.065		41.879	36.234	(55) RUPPERT Anna					
						1	14:46:11.756	2:01.306	47.970	39.079	34.257

DREIER RACING 2024 - COG - ROUND 3


10.06.2024.

Grobnik 4,168 km

Qualifying

10.6.2024. 14:00

Qualifying started at 14:00:00



Lap	Time of Day	Lap Tm	S1 Tm	S2 Tm	S3 Tm
2	14:48:12.608	2:00.852	46.080	40.850	33.922
3	14:50:09.593	1:56.985	43.404	40.096	33.485
4	14:52:05.351	1:55.758	43.617	38.317	33.824
p5	14:54:10.706	2:05.355	44.594	39.437	
6	16:44:11.370	1:50:00.664		40.537	36.713
7	16:46:15.215	2:03.845	44.115	43.367	36.363
8	16:48:11.328	1:56.113	43.981	38.126	34.006
9	16:50:07.390	1:56.062	43.616	38.657	33.789
10	16:52:03.704	1:56.314	43.986	38.169	34.159
p11	16:54:10.139	2:06.435	43.960	39.307	

(75) FABIO DI Mauro

1	14:48:03.250	2:02.281	46.784	39.420	36.077
2	14:49:59.193	1:55.943	41.966	40.288	33.689
3	14:52:03.144	2:03.951	46.852	41.090	36.009
p4	15:00:18.239	8:15.095	45.433	40.680	

(612) MERK Arnold

1	14:46:00.664	2:04.784	47.161	40.064	37.559
2	14:48:03.329	2:02.665	46.672	39.525	36.468
3	14:50:08.323	2:04.994	46.121	41.784	37.089
4	14:52:08.113	1:59.790	44.995	39.094	35.701
5	14:54:10.025	2:01.912	44.742	37.911	39.259
p6	14:56:26.779	2:16.754	45.170	37.872	
7	16:44:27.993	1:48:01.214		43.343	38.514
8	16:46:37.537	2:09.544	48.375	42.333	38.836
9	16:48:44.685	2:07.148	48.272	41.746	37.130
10	16:50:45.433	2:00.748	46.625	38.181	35.942
11	16:52:43.945	1:58.512	44.515	38.263	35.734
12	16:54:40.160	1:56.215	43.765	37.229	35.221
13	16:56:37.653	1:57.493	44.018	37.594	35.881
p14	16:58:44.679	2:07.026	44.250	37.684	
p15	17:50:31.511	51:46.832		45.794	

(306) KLEIN Elena

1	14:46:27.403	2:21.123	51.772	45.812	43.539
2	14:48:44.448	2:17.045	50.846	45.815	40.384
3	14:50:56.603	2:12.155	47.982	42.769	41.404
p4	14:53:13.611	2:17.008	49.334	42.448	
5	16:44:28.508	1:51:14.897		43.456	38.633
6	16:46:37.762	2:09.254	48.262	42.403	38.589
7	16:48:45.142	2:07.380	48.374	42.119	36.887
8	16:50:51.302	2:06.160	47.186	40.617	38.357
9	16:52:57.570	2:06.268	47.599	41.450	37.219
10	16:54:56.563	1:58.993	45.213	38.602	35.178
11	16:56:57.376	2:00.813	43.991	39.279	37.543
p12	16:59:04.656	2:07.280	43.778	39.761	
p13	17:50:33.941	51:29.285		46.510	

(158) POINTNER Max

1	15:48:52.057	2:05.237	46.079	39.622	39.536
2	15:50:55.876	2:03.819	45.276	40.048	38.495
3	15:52:58.616	2:02.740	45.059	38.975	38.706
4	15:55:16.578	2:17.962	47.663	48.630	41.669
5	15:57:20.118	2:03.540	46.476	38.841	38.223
p6	15:59:28.793	2:08.675	44.182	38.040	
7	16:45:07.644	45:38.851		39.239	38.243
8	16:47:09.074	2:01.430	44.243	38.741	38.446
9	16:49:10.855	2:01.781	44.153	39.259	38.369
10	16:51:10.946	2:00.091	44.322	38.157	37.612
11	16:53:10.476	1:59.530	43.424	38.325	37.781
p12	16:55:13.041	2:02.565	43.118	38.011	
13	17:50:31.569	55:18.528		47.471	43.890
14	17:52:45.286	2:13.717	50.302	42.528	40.887
15	17:54:55.365	2:10.079	48.114	42.137	39.828
16	17:57:01.282	2:05.917	46.408	40.514	38.995
p17	17:59:16.119	2:14.837	45.542	40.723	

(821) GWOSDEK Patrick

1	14:45:39.370	2:06.000	46.856	40.584	38.560
2	14:47:47.189	2:07.819	46.673	41.573	39.573
3	14:49:54.431	2:07.242	48.848	40.654	37.740
4	14:52:00.242	2:05.811	46.892	41.231	37.688
5	14:54:00.885	2:00.643	46.132	39.129	35.382
p6	14:56:13.893	2:13.008	44.585	39.207	
7	15:50:56.874	54:42.981		44.276	40.060
8	15:53:03.781	2:06.907	49.094	40.903	36.910
9	15:55:15.502	2:11.721	46.978	44.306	40.437
10	15:57:25.186	2:09.684	53.207	40.331	36.146
p11	15:59:34.899	2:09.713	46.312	39.624	
12	16:44:11.166	44:36.267		42.476	37.525
p13	16:46:23.661	2:12.495	45.851	42.386	
14	16:48:55.352	2:31.691		38.804	36.962
p15	16:51:00.260	2:04.908	44.822	39.100	
16	16:53:21.792	2:21.532		38.452	34.963
17	16:55:22.249	2:00.457	44.051	39.700	36.706
18	16:57:28.033	2:05.784	45.143	41.430	39.211
p19	16:59:35.594	2:07.561	43.994	38.117	
p20	17:50:21.583	50:45.989		47.208	
21	17:53:00.097	2:38.514		42.630	38.042
22	17:55:02.257	2:02.160	47.138	39.563	35.459
23	17:57:02.016	1:59.759	45.471	38.973	35.315
p24	17:59:12.260	2:10.244	45.487	40.464	

(G69) KNEZ Andrej

1	14:45:21.852	2:07.991	47.421	42.277	38.293
2	14:47:28.017	2:06.165	45.985	41.585	38.595
3	14:49:33.306	2:05.289	46.956	41.052	37.281
4	14:51:36.690	2:03.384	46.136	40.194	37.054
5	14:53:40.554	2:03.864	46.362	40.521	36.981
p6	14:55:56.288	2:15.734	47.154	40.851	
7	16:44:06.755	1:48:10.467		42.176	36.937
8	16:46:14.004	2:07.249	46.091	41.791	39.367
9	16:48:19.474	2:05.470	47.193	41.333	36.944
10	16:50:22.130	2:02.656	45.875	40.958	35.823
11	16:52:24.161	2:02.031	45.746	40.501	35.784
12	16:54:25.081	2:00.920	44.465	40.211	36.244
13	16:56:26.788	2:01.707	45.255	40.068	36.384
p14	16:58:39.584	2:12.796	45.214	40.534	
p15	17:50:58.612	52:19.028		52.082	
16	17:54:42.157	3:43.545		47.017	42.298
17	17:56:56.293	2:14.136	51.307	43.143	39.686
p18	17:59:10.904	2:14.611	47.579	42.816	

(13) BAIST Steven

1	14:46:22.696	2:15.991	51.725	45.779	38.487
2	14:48:27.799	2:05.103	47.264	41.014	36.825
3	14:50:31.838	2:04.039	47.186	40.485	36.368
4	14:52:33.608	2:01.770	45.815	40.090	35.865
5	14:54:35.206	2:01.598	45.323	39.600	36.675
p6	14:56:45.762	2:10.556	44.648	39.983	
7	16:44:27.203	1:47:41.441		45.115	38.229
8	16:46:28.727	2:01.524	46.016	40.546	34.962
9	16:48:33.677	2:04.950	45.438	41.014	38.498
10	16:50:34.664	2:00.987	45.230	40.999	34.758
p11	16:52:37.582	2:02.918	44.801	40.378	
p12	17:50:59.222	58:21.640		48.003	

(22) BITTNER Bettina

1	14:46:40.622	2:08.605	47.155	42.916	38.534
2	14:48:49.864	2:09.242	46.757	43.245	39.240
3	14:50:59.906	2:10.042	48.195	42.894	38.953
4	14:53:10.414	2:10.508	47.775	42.522	40.211
p5	14:55:33.871	2:23.457	49.219	43.375	
6	15:45:32.563	49:58.692		43.805	39.096
7	15:47:37.858	2:05.295	45.863	41.837	37.595

DREIER RACING 2024 - COG - ROUND 3


10.06.2024.

Grobnik 4,168 km

Qualifying

10.6.2024. 14:00

Qualifying started at 14:00:00



Lap	Time of Day	Lap Tm	S1 Tm	S2 Tm	S3 Tm
8	15:49:46.325	2:08.467	44.858	40.941	42.668
9	15:51:50.373	2:04.048	45.075	41.592	37.381
10	15:53:53.924	2:03.551	45.742	41.220	36.589
p11	15:56:06.385	2:12.461	45.964	42.317	
12	16:44:31.106	48:24.721		42.186	38.501
13	16:46:38.285	2:07.179	46.549	42.540	38.090
p14	16:48:54.781	2:16.496	48.358	43.481	
15	16:51:17.537	2:22.756		40.510	36.782
16	16:53:19.653	2:02.116	44.567	40.623	36.926
17	16:55:22.040	2:02.387	44.535	40.746	37.106
p18	16:57:40.911	2:18.871	44.658	42.248	

Lap	Time of Day	Lap Tm	S1 Tm	S2 Tm	S3 Tm
12	16:55:05.562	2:11.489	48.839	43.693	38.957
13	16:57:14.012	2:08.450	47.727	42.629	38.094
p14	16:59:26.684	2:12.672	46.806	41.846	
p15	17:50:37.464	51:10.780		50.553	
(171) 171@RR-Schmiede					
p1	14:13:40.359	1:52.248	41.550	36.168	
p2	14:17:55.236	4:14.877		33.824	
p3	15:17:43.488	59:48.252		40.590	

(17) LINDENBERGER Yvonne

1	14:47:45.592	2:19.990	47.895	44.370	47.725
2	14:49:53.662	2:08.070	46.953	42.882	38.235
3	14:51:59.362	2:05.700	47.082	41.299	37.319
4	14:54:04.241	2:04.879	47.737	40.206	36.936
p5	14:56:16.235	2:11.994	44.965	40.627	
6	16:44:31.672	48:15.437		42.222	38.702
7	16:46:38.731	2:07.059	46.536	42.398	38.125
8	16:48:49.433	2:10.702	48.840	43.151	38.711
9	16:50:51.561	2:02.128	43.951	40.470	37.707
10	16:52:58.345	2:06.784	47.999	41.411	37.374
11	16:55:05.875	2:07.530	47.064	41.654	38.812
12	16:57:10.357	2:04.482	45.962	40.179	38.341
p13	16:59:17.605	2:07.248	43.367	39.306	
p14	17:51:28.341	52:10.736		49.090	

(77) BARTEL Matthias

1	14:45:38.600	2:13.821	48.543	45.454	39.824
2	14:47:46.573	2:07.973	46.976	41.616	39.381
p3	14:50:05.382	2:18.809	57.046	41.636	
4	15:52:18.673	1:02:13.291		41.182	37.095
5	15:54:21.296	2:02.623	47.246	40.757	34.620
p6	15:56:26.630	2:05.334	46.374	40.120	
7	16:44:57.846	48:31.216		42.462	37.843
8	16:47:01.860	2:04.014	46.599	41.634	35.781
9	16:49:04.160	2:02.300	45.619	39.838	36.843
p10	16:51:10.844	2:06.684	47.243	39.810	

(521) MEYER Max

1	15:51:10.291	2:17.286	54.181	45.045	38.060
2	15:53:24.607	2:14.316	51.192	43.400	39.724
3	15:55:33.444	2:08.837	49.743	42.181	36.913
p4	15:57:51.163	2:17.719	49.031	42.404	
5	16:44:26.807	46:35.644		44.858	38.548
6	16:46:35.913	2:09.106	49.098	42.272	37.736
7	16:48:43.757	2:07.844	48.981	41.495	37.368
8	16:50:50.394	2:06.637	47.934	40.570	38.133
9	16:52:57.848	2:07.454	48.247	41.215	37.992
10	16:55:04.311	2:06.463	47.069	41.702	37.692
11	16:57:10.399	2:06.088	47.093	40.004	38.991
12	16:59:18.087	2:07.688	47.832	40.965	38.891
p13	17:01:36.432	2:18.345	48.785	42.152	
p14	17:50:59.828	49:23.396		46.316	

(9) PAWLIK Viktor

1	14:47:45.644	2:41.462	59.003	53.988	48.471
2	14:50:25.277	2:39.633	58.511	53.976	47.146
3	14:53:05.222	2:39.945	57.916	55.032	46.997
p4	14:55:51.723	2:46.501	1:01.206	53.860	
5	15:55:14.871	59:23.148		47.859	41.687
6	15:57:39.689	2:24.818	53.909	50.278	40.631
p7	16:00:02.822	2:23.133	51.959	46.895	
8	16:46:19.704	46:16.882		46.249	41.260
9	16:48:33.590	2:13.886	50.265	44.598	39.023
10	16:50:44.209	2:10.619	49.545	42.775	38.299
11	16:52:54.073	2:09.864	48.257	43.706	37.901