

DREIER RACING 2024 - COG - ROUND 3


11.06.2024.

Grobnik 4,168 km

Practice

11.6.2024. 09:00

Practice started at 9:00:00



Lap	Time of Day	Lap Tm	S1 Tm	S2 Tm	S3 Tm
(519) DIETRICH Uli					
1	6:04:57.936	1:39.885	36.726	33.358	29.801
2	6:06:37.376	1:39.440	37.445	32.973	29.022
3	6:08:11.322	1:33.946	35.119	30.867	27.960
4	6:09:44.862	1:33.540	34.952	30.800	27.788
5	6:11:23.166	1:38.304	36.191	33.230	28.883
6	6:12:57.016	1:33.850	34.984	30.835	28.031
p7	6:14:41.033	1:44.017	35.828	32.418	
8	6:16:24.438	46:02.405		33.194	28.607
9	6:18:07.872	1:35.534	35.827	31.548	28.159
p10	6:19:52.735	1:38.763	35.361	31.495	

Lap	Time of Day	Lap Tm	S1 Tm	S2 Tm	S3 Tm
(113) HEUSCHNEIDER Tim					
1	6:05:00.098	1:37.187	36.311	32.206	28.670
2	6:06:39.555	1:39.457	36.030	33.941	29.486
3	6:08:19.213	1:39.658	37.679	33.266	28.713
4	6:09:55.116	1:35.903	35.657	31.940	28.306
5	6:11:29.986	1:34.870	35.421	31.311	28.138
6	6:13:04.474	1:34.488	35.117	31.319	28.052
7	6:14:38.584	1:34.110	34.797	31.445	27.868
8	6:16:12.430	1:33.846	34.683	31.302	27.861
p9	6:18:02.548	1:50.118	37.375	33.941	
10	6:19:52.186	40:18.638		32.876	29.210
11	6:21:41.780	1:35.594	35.370	31.637	28.587
12	6:23:31.019	1:35.239	35.639	31.485	28.115
13	6:25:20.038	1:34.019	34.768	31.184	28.067
14	6:27:09.038	1:35.785	35.631	31.660	28.494
15	6:28:58.038	1:34.645	35.062	31.431	28.152
16	6:30:47.038	1:34.857	34.951	31.184	28.722
p17	6:32:36.038	1:49.472	35.863	32.333	

Lap	Time of Day	Lap Tm	S1 Tm	S2 Tm	S3 Tm
(5) WURMSTEIN Robert					
1	6:05:40.249	1:36.753	35.917	31.666	29.170
2	6:07:15.714	1:35.465	35.388	31.220	28.857
3	6:08:51.110	1:35.396	35.266	31.296	28.834
4	6:10:25.853	1:34.743	35.058	31.062	28.623
5	6:12:00.246	1:36.393	34.993	32.605	28.795
6	6:13:34.639	1:36.916	35.498	32.639	28.779
p7	6:15:09.032	1:54.961	37.788	37.458	
8	6:16:43.425	43:02.712		32.186	29.257
9	6:18:17.818	1:34.366	35.085	30.939	28.342
10	6:19:52.211	1:35.904	34.827	32.785	28.292
11	6:21:26.604	1:34.403	34.840	31.202	28.361
12	6:23:01.007	1:33.974	34.536	30.778	28.660
13	6:24:35.400	1:33.968	34.637	30.730	28.601
14	6:26:09.793	1:43.775	38.343	36.191	29.241
p15	6:27:44.186	1:45.591	35.089	30.724	

Lap	Time of Day	Lap Tm	S1 Tm	S2 Tm	S3 Tm
(171) 171@RR-Schmiede					
1	6:59:31.035	1:36.834	36.234	31.574	29.026
2	6:01:05.428	1:37.299	36.312	33.003	27.984
3	6:02:40.821	1:35.305	36.313	31.223	27.769
4	6:04:15.214	1:34.780	35.148	31.468	28.164
5	6:05:49.607	1:34.307	34.818	31.340	28.149
6	6:07:24.000	1:35.370	35.548	31.566	28.256
7	6:08:58.393	1:35.519	35.810	31.565	28.144
p8	6:10:32.786	1:41.253	37.224	31.547	

Lap	Time of Day	Lap Tm	S1 Tm	S2 Tm	S3 Tm
(16) HIRTREITER Patrick					
1	6:08:22.120	1:34.310	35.192	30.762	28.356
2	6:09:56.513	1:37.171	36.570	31.313	29.288
p3	6:11:30.906	1:38.209	35.322	31.607	
4	6:13:05.300	3:10.221		32.821	29.423
p5	6:14:39.693	1:37.751	34.774	31.239	
6	6:16:14.086	42:11.688		32.136	29.484
7	6:17:48.479	1:34.583	34.934	30.954	28.695
8	6:19:22.872	1:34.892	34.447	31.662	28.783

Lap	Time of Day	Lap Tm	S1 Tm	S2 Tm	S3 Tm
9	6:03:21.536	1:34.901	34.822	31.451	28.628
10	6:04:55.962	1:34.426	34.891	30.975	28.560
p11	6:06:30.388	1:36.207	35.000	31.080	
12	6:08:04.814	2:22.684		31.447	29.164
p13	6:09:39.240	1:40.703	35.280	31.369	

Lap	Time of Day	Lap Tm	S1 Tm	S2 Tm	S3 Tm
(117) EHRENBARGER Claus					
1	6:59:30.887	1:36.842	36.218	31.640	28.984
2	6:01:05.319	1:37.045	36.090	31.978	28.977
3	6:02:40.751	1:35.297	35.971	31.103	28.223
4	6:04:15.183	1:35.401	35.389	31.906	28.106
5	6:05:50.615	1:35.282	35.062	32.039	28.181
6	6:07:25.047	1:34.351	35.109	31.018	28.224
7	6:08:59.479	1:36.855	36.099	32.759	27.997
p8	6:10:33.911	1:37.480	35.208	31.106	

Lap	Time of Day	Lap Tm	S1 Tm	S2 Tm	S3 Tm
(929) BOUJATOUY Toufik					
1	6:04:38.784	1:36.460	35.995	31.980	28.485
2	6:06:13.248	1:36.758	36.339	31.985	28.434
3	6:07:47.712	1:35.989	36.160	31.581	28.248
4	6:09:22.176	1:36.550	36.331	31.726	28.493
5	6:10:56.640	1:36.084	35.943	31.748	28.393
p6	6:12:31.104	1:40.756	36.649	31.754	
7	6:14:05.568	45:25.854		33.956	29.655
8	6:15:40.032	1:40.205	38.178	33.423	28.604
9	6:17:14.496	1:36.659	37.072	31.738	27.849
10	6:18:48.960	1:34.575	35.525	31.412	27.638
11	6:20:23.424	1:34.624	35.561	31.181	27.882
p12	6:21:57.888	1:42.899	35.778	31.126	
13	6:23:32.352	6:43.874		35.353	31.581
14	6:25:06.816	1:43.799	37.676	34.871	31.252
15	6:26:41.280	1:40.303	37.184	33.277	29.842
16	6:28:15.744	1:44.506	39.373	34.502	30.631
17	6:29:50.208	1:42.616	38.100	32.181	32.335
18	6:31:24.672	1:49.236	37.801	34.359	37.076
19	6:32:59.136	1:42.995	39.138	34.321	29.536
p20	6:34:33.600	1:48.772	37.719	32.557	

Lap	Time of Day	Lap Tm	S1 Tm	S2 Tm	S3 Tm
(25) WALTER Daniel					
1	9:57:10.176	1:54.999	43.758	37.697	33.544
2	9:59:05.305	1:55.129	43.778	37.597	33.754
3	10:00:50.434	1:52.840	42.429	37.403	33.008
4	10:02:35.563	1:53.626	43.056	37.179	33.391
5	10:04:20.692	1:51.149	41.911	36.675	32.563
6	10:06:05.821	1:52.097	41.531	37.305	33.261
7	10:07:50.950	1:51.051	41.748	36.521	32.782
8	10:09:36.079	1:49.185	40.813	36.083	32.289
9	10:11:21.208	1:50.378	42.208	35.908	32.262
10	10:13:06.337	1:47.427	40.089	35.866	31.472
11	10:14:51.466	1:47.855	39.992	35.684	32.179
12	10:16:36.595	1:46.115	39.475	35.636	31.004
p13	10:18:21.724	1:50.018	39.822	36.700	
14	10:20:06.853	23:56.022		37.251	32.186
15	10:21:51.982	1:44.425	39.011	34.622	30.792
16	10:23:37.111	1:44.258	39.142	34.560	30.556
17	10:25:22.240	1:43.568	38.763	34.394	30.411
18	10:27:07.369	1:44.666	38.750	35.008	30.908
19	10:28:52.498	1:44.138	38.968	34.409	30.761
20	10:30:37.627	1:43.641	38.787	34.335	30.519
p21	10:32:22.756	1:50.364	39.755	35.146	
22	10:34:07.885	1:08:05.993		32.182	28.531
23	10:35:53.014	1:36.206	35.879	31.837	28.490
24	10:37:38.143	1:37.397	36.151	32.031	29.215
25	10:39:23.272	1:36.580	36.095	31.776	28.709
26	10:41:08.401	1:37.983	36.146	32.539	29.298
27	10:42:53.530	1:37.675	37.326	31.986	28.363
28	10:44:38.659	1:35.716	35.799	31.750	28.167
29	10:46:23.788	1:36.457	36.148	32.031	28.278

DREIER RACING 2024 - COG - ROUND 3


11.06.2024.

Grobnik 4,168 km

Practice

11.6.2024. 09:00

Practice started at 9:00:00



Lap	Time of Day	Lap Tm	S1 Tm	S2 Tm	S3 Tm
30	16:16:29.646	1:37.511	36.559	32.544	28.408
31	16:18:05.392	1:35.746	35.970	31.753	28.023
p32	16:19:53.676	1:48.284	36.716	33.636	
33	16:58:53.112	38:59.436		32.208	28.540
34	17:00:29.095	1:35.983	35.855	31.685	28.443
35	17:02:04.333	1:35.238	35.744	31.322	28.172
36	17:03:40.791	1:36.458	35.744	32.041	28.673
37	17:05:16.782	1:35.991	36.133	31.755	28.103
38	17:06:53.308	1:36.526	35.899	32.317	28.310
39	17:08:30.373	1:37.065	36.256	32.092	28.717
p40	17:10:13.394	1:43.021	36.215	31.455	
(330) ANTONOVIC Marko					
1	16:07:24.079	1:39.029	37.295	32.646	29.088
2	16:09:02.332	1:38.253	37.102	32.508	28.643
3	16:10:38.690	1:36.358	35.764	32.133	28.461
4	16:12:13.990	1:35.300	35.594	31.306	28.400
p5	16:14:13.813	1:59.823	37.472	38.886	
(860) WOLFSGRUBER Klaus					
1	16:07:27.926	1:36.284	35.718	31.409	29.157
2	16:09:04.450	1:36.524	35.781	31.669	29.074
3	16:10:41.817	1:37.367	36.151	32.242	28.974
4	16:12:18.129	1:36.312	35.873	31.429	29.010
5	16:13:54.228	1:36.099	35.442	31.583	29.074
6	16:15:30.309	1:36.081	35.595	31.237	29.249
7	16:17:06.085	1:35.776	35.716	31.063	28.997
8	16:18:42.685	1:36.600	35.324	31.700	29.576
p9	16:20:24.536	1:41.851	35.837	31.557	
10	16:58:36.780	38:12.244		31.848	29.064
11	17:00:12.865	1:36.085	35.879	31.335	28.871
12	17:01:48.386	1:35.521	35.446	31.091	28.984
13	17:03:24.495	1:36.109	35.443	31.536	29.130
14	17:05:00.405	1:35.910	35.603	31.232	29.075
15	17:06:36.437	1:36.032	35.565	31.279	29.188
16	17:08:12.820	1:36.383	35.717	31.598	29.068
p17	17:09:59.705	1:46.885	35.291	30.873	
(308) KEMP Bill					
1	16:08:31.454	1:39.746	36.549	32.674	30.523
2	16:10:10.728	1:39.274	36.420	32.838	30.016
3	16:11:50.377	1:39.649	36.082	32.501	31.066
4	16:13:28.642	1:38.265	35.970	32.468	29.827
5	16:15:05.801	1:37.159	35.620	31.992	29.547
6	16:16:42.314	1:36.513	35.501	31.588	29.424
7	16:18:19.734	1:37.420	35.937	32.031	29.452
p8	16:20:07.352	1:47.618	35.717	31.983	
9	17:02:03.087	41:55.735		33.517	30.428
10	17:03:41.897	1:38.810	36.589	32.246	29.975
11	17:05:19.614	1:37.717	35.853	32.219	29.645
12	17:06:57.019	1:37.405	35.848	31.986	29.571
13	17:08:34.114	1:37.095	35.544	31.915	29.636
p14	17:10:15.325	1:41.211	36.044	31.952	
(G64) KERSTEIN Robert					
1	16:08:27.088	1:38.269	36.683	32.522	29.064
2	16:10:05.837	1:38.749	36.124	32.956	29.669
3	16:11:45.021	1:39.184	37.326	32.623	29.235
4	16:13:22.671	1:37.650	36.113	32.334	29.203
5	16:15:00.126	1:37.455	36.028	32.605	28.822
6	16:16:38.024	1:37.898	36.282	32.658	28.958
7	16:18:15.972	1:37.948	36.635	32.482	28.831
p8	16:20:04.555	1:48.583	36.203	32.145	
9	16:57:59.959	37:55.404		32.971	29.108
10	16:59:36.830	1:36.871	36.181	32.032	28.558
11	17:01:13.954	1:37.124	36.434	32.175	28.515
12	17:02:54.222	1:40.268	37.226	33.187	29.855
13	17:04:32.626	1:38.404	36.230	32.209	29.965

Lap	Time of Day	Lap Tm	S1 Tm	S2 Tm	S3 Tm
14	17:06:11.520	1:38.894	36.153	33.430	29.311
15	17:07:50.797	1:39.277	37.032	33.579	28.666
p16	17:09:39.305	1:48.508	36.197	32.491	
(481) GLUNZ Christoph					
1	16:04:07.247	1:37.417	36.126	31.830	29.461
2	16:05:45.375	1:38.128	35.698	33.130	29.300
3	16:07:24.314	1:38.939	37.225	32.504	29.210
4	16:09:03.490	1:39.176	36.936	32.640	29.600
5	16:10:41.570	1:38.080	36.885	32.321	28.874
p6	16:12:22.853	1:41.283	35.861	32.132	
p7	16:14:50.400	2:27.547		32.757	
8	16:17:05.000	2:14.600		32.120	28.887
9	16:18:42.246	1:37.246	35.629	32.248	29.369
p10	16:20:27.257	1:45.011	36.010	32.178	
11	16:58:00.805	37:33.548		32.606	29.357
12	16:59:37.712	1:36.907	36.131	31.697	29.079
13	17:01:14.863	1:37.151	36.181	31.967	29.003
14	17:02:54.688	1:39.825	36.620	33.206	29.999
15	17:04:32.254	1:37.566	36.825	31.529	29.212
16	17:06:11.131	1:38.877	35.955	33.655	29.267
p17	17:07:53.656	1:42.525	36.121	32.241	
(307) BRZOSKA Daniel					
1	16:59:51.998	1:40.086	37.716	33.046	29.324
2	17:01:28.917	1:36.919	36.672	31.815	28.432
3	17:03:05.951	1:37.034	36.413	31.945	28.676
p4	17:04:51.360	1:45.409	37.402	32.918	
(44) JUNKER Jessica					
1	15:48:02.475	2:15.250		37.681	35.364
2	15:49:56.979	1:54.504	41.119	36.033	37.352
3	15:51:52.070	1:55.091	43.771	37.147	34.173
4	15:53:40.029	1:47.959	39.640	34.807	33.512
5	15:55:35.523	1:55.494	39.929	38.539	37.026
6	15:57:30.302	1:54.779	44.423	36.684	33.672
p7	15:59:31.622	2:01.320	43.591	40.379	
p8	16:46:27.825	46:56.203		34.725	
9	16:48:47.026	2:19.201		35.546	35.515
p10	16:50:42.373	1:55.347	42.157	36.035	
p11	16:53:01.945	2:19.572		39.335	
12	17:01:07.273	8:05.328		34.051	29.765
13	17:02:46.828	1:39.555	37.452	32.965	29.138
14	17:04:24.983	1:38.155	36.358	32.605	29.192
15	17:06:02.400	1:37.417	36.043	32.350	29.024
16	17:07:40.625	1:38.225	36.545	32.361	29.319
p17	17:09:29.635	1:49.010	37.635	33.989	
(265) SERER Murat					
1	16:59:32.988	1:38.702	36.998	32.944	28.760
2	17:01:10.744	1:37.756	36.796	32.529	28.431
3	17:02:48.565	1:37.821	36.636	32.423	28.762
4	17:04:26.094	1:37.529	37.196	31.993	28.340
5	17:06:03.577	1:37.483	36.258	32.611	28.614
6	17:07:41.130	1:37.553	36.773	32.373	28.407
p7	17:09:23.169	1:42.039	37.255	33.775	
(41) NAUMANN Florian					
1	16:04:58.066	1:39.814	36.770	33.422	29.622
2	16:06:38.204	1:40.138	37.478	34.058	28.602
p3	16:08:16.627	1:38.423	35.093	31.715	
4	17:00:45.887	52:29.260		33.577	29.936
5	17:02:23.427	1:37.540	36.720	32.109	28.711
6	17:04:02.180	1:38.753	37.030	32.557	29.166
p7	17:05:49.207	1:47.027	37.620	33.370	
(315) DALMIS Denis					
1	16:08:21.750	1:39.740	36.301	33.539	29.900

DREIER RACING 2024 - COG - ROUND 3


11.06.2024.

Grobnik 4,168 km

Practice

11.6.2024. 09:00

Practice started at 9:00:00



Lap	Time of Day	Lap Tm	S1 Tm	S2 Tm	S3 Tm
2	16:10:02.675	1:40.925	37.998	33.072	29.855
3	16:11:42.153	1:39.478	37.371	32.887	29.220
4	16:13:21.647	1:39.494	37.439	32.644	29.411
5	16:14:59.350	1:37.703	36.371	32.352	28.980
6	16:16:37.071	1:37.721	36.336	32.450	28.935
p7	16:18:25.537	1:48.466	37.586	34.897	29.712
8	17:00:57.789	42:32.252		34.948	31.326
9	17:02:36.787	1:38.998	37.035	32.692	29.271
10	17:04:15.113	1:38.326	36.326	32.288	29.712
11	17:05:53.831	1:38.718	36.910	32.339	29.469
p12	17:07:40.543	1:46.712	36.915	33.878	

Lap	Time of Day	Lap Tm	S1 Tm	S2 Tm	S3 Tm
p5	17:09:29.452	1:48.236	37.242	34.288	
(915) SCHULZE Max					
1	16:05:23.066	1:40.105	37.640	33.400	29.065
2	16:07:02.702	1:39.636	37.244	33.429	28.963
3	16:08:42.407	1:39.705	37.220	33.410	29.075
4	16:10:22.431	1:40.024	37.606	33.745	28.673
5	16:12:00.629	1:38.198	36.699	32.642	28.857
6	16:13:39.357	1:38.728	37.039	32.507	29.182
7	16:15:18.246	1:38.889	37.370	32.553	28.966
8	16:16:56.456	1:38.210	37.007	32.528	28.675
9	16:18:35.066	1:38.610	36.866	32.616	29.128
p10	16:20:22.391	1:47.325	36.633	32.710	
11	17:01:07.958	40:45.567		33.722	30.067
12	17:02:47.390	1:39.432	37.477	32.924	29.031
13	17:04:25.361	1:37.971	36.583	32.539	28.849
14	17:06:03.571	1:38.210	36.850	32.685	28.675
15	17:07:41.748	1:38.177	36.507	32.596	29.074
p16	17:09:30.794	1:49.046	37.056	34.150	

Lap	Time of Day	Lap Tm	S1 Tm	S2 Tm	S3 Tm
(38) LEDERMANN Patrick					
1	16:07:36.688	1:39.832	36.908	32.787	30.137
2	16:09:16.465	1:39.777	37.108	32.505	30.164
3	16:10:56.501	1:40.036	36.961	32.662	30.413
4	16:12:36.002	1:39.501	36.928	32.372	30.201
p5	16:14:22.032	1:46.030	37.676	33.632	
6	17:00:08.828	45:46.796		33.472	30.470
7	17:01:48.624	1:39.796	37.015	32.819	29.962
8	17:03:26.355	1:37.731	36.044	31.704	29.983
9	17:05:05.080	1:38.725	36.565	32.035	30.125
10	17:06:43.392	1:38.312	36.391	31.964	29.957
p11	17:08:31.275	1:47.883	37.927	33.755	

Lap	Time of Day	Lap Tm	S1 Tm	S2 Tm	S3 Tm
(20) MÜHLBAUER Marco					
1	16:05:44.742	1:40.809	38.081	33.076	29.652
2	16:07:23.788	1:39.046	37.204	32.409	29.433
3	16:09:03.212	1:39.424	37.065	32.461	29.898
p4	16:11:10.202	2:06.990	37.164	37.314	

Lap	Time of Day	Lap Tm	S1 Tm	S2 Tm	S3 Tm
(377) ACKER Marc					
1	16:07:35.137	1:39.368	37.226	32.906	29.236
2	16:09:14.801	1:39.664	37.417	33.105	29.142
3	16:10:54.330	1:39.529	36.860	32.847	29.822
4	16:12:33.447	1:39.117	37.127	32.967	29.023
5	16:14:12.442	1:38.995	37.155	32.780	29.060
p6	16:16:03.447	1:51.005	38.165	33.898	
7	17:03:55.040	47:51.593		33.579	29.384
8	17:05:33.287	1:38.247	36.557	32.613	29.077
9	17:07:11.033	1:37.746	36.521	32.447	28.778
p10	17:08:58.159	1:47.126	37.847	33.515	

Lap	Time of Day	Lap Tm	S1 Tm	S2 Tm	S3 Tm
(618) REUSCHENBACH Florian					
1	16:04:57.777	1:41.154	37.864	33.444	29.846
2	16:06:39.452	1:41.675	38.117	33.904	29.654
3	16:08:20.907	1:41.455	38.230	33.960	29.265
4	16:10:02.114	1:41.207	38.482	32.975	29.750
5	16:11:41.658	1:39.544	37.771	32.732	29.041
p6	16:13:26.992	1:45.334	37.540	32.815	
7	16:59:04.210	45:37.218		33.846	29.428
8	17:00:45.877	1:41.667	38.369	33.653	29.645
9	17:02:26.027	1:40.150	37.669	32.922	29.559
10	17:04:06.575	1:40.548	37.889	33.269	29.390
11	17:05:46.656	1:40.081	37.342	33.138	29.601
12	17:07:26.253	1:39.597	37.591	32.909	29.097
p13	17:09:10.919	1:44.666	37.982	33.630	

Lap	Time of Day	Lap Tm	S1 Tm	S2 Tm	S3 Tm
(600) STRAB Roland					
1	16:06:57.950	1:39.038	36.979	32.728	29.331
2	16:08:35.736	1:37.786	36.857	32.118	28.811
p3	16:10:19.955	1:44.219	37.936	33.152	

Lap	Time of Day	Lap Tm	S1 Tm	S2 Tm	S3 Tm
(178) MONSELLATO Mario					
1	16:05:22.478	1:39.854	37.200	33.478	29.176
2	16:07:02.374	1:39.896	37.595	33.383	28.918
3	16:08:42.234	1:39.860	37.313	33.447	29.100
4	16:10:23.037	1:40.803	37.653	34.196	28.954
5	16:12:04.531	1:41.494	37.272	33.674	30.548
6	16:13:47.230	1:42.699	38.242	34.008	30.449
7	16:15:30.926	1:43.696	38.392	34.229	31.075
p8	16:17:17.515	1:46.589	37.871	34.051	
9	17:01:08.339	43:50.824		33.977	29.618
10	17:02:48.424	1:40.085	37.984	33.148	28.953
11	17:04:29.615	1:41.191	38.114	33.693	29.384
12	17:06:10.809	1:41.194	38.200	33.727	29.267
13	17:07:51.222	1:40.413	37.676	33.404	29.333
p14	17:09:42.897	1:51.675	37.955	33.592	

Lap	Time of Day	Lap Tm	S1 Tm	S2 Tm	S3 Tm
(24) GRAUMANN Klaus					
1	11:24:03.869	1:52.348	43.317	36.448	32.583
2	11:25:51.089	1:47.220	40.242	35.512	31.466
3	11:27:35.451	1:44.362	39.454	34.270	30.638
4	11:29:19.924	1:44.473	38.842	34.464	31.167
5	11:31:15.740	1:55.816	42.873	39.389	33.554
p6	11:33:08.221	1:52.481	38.670	37.131	
7	16:59:28.744	1:26:20.523		35.449	30.888
8	17:01:09.130	1:40.386	38.263	33.352	28.771
9	17:02:48.257	1:39.127	37.445	33.107	28.575
10	17:04:26.056	1:37.799	36.749	32.614	28.436
11	17:06:04.063	1:38.007	36.947	32.335	28.725
12	17:07:43.074	1:39.011	36.792	32.567	29.652
p13	17:09:36.771	1:53.697	39.403	35.647	

Lap	Time of Day	Lap Tm	S1 Tm	S2 Tm	S3 Tm
(199) STRAB Noah					
1	12:36:01.574	2:50.545		39.592	34.706
2	12:37:54.828	1:53.254	42.751	37.708	32.795
p3	12:39:50.126	1:55.298	41.019	36.802	
4	16:23:21.187	1:43:31.061		35.187	31.664
5	16:25:03.509	1:42.322	38.635	33.822	29.865
6	16:26:46.534	1:43.025	39.034	33.902	30.089
7	16:28:27.882	1:41.348	37.525	33.844	29.979
8	16:30:09.310	1:41.428	37.908	33.720	29.800
9	16:31:49.610	1:40.300	37.177	33.394	29.729
10	16:33:30.843	1:41.233	36.883	34.070	30.280

Lap	Time of Day	Lap Tm	S1 Tm	S2 Tm	S3 Tm
(11) MARQUARD Timo					
1	17:03:03.732	1:38.534	36.967	32.899	28.668
2	17:04:42.123	1:38.391	36.787	32.502	29.102
3	17:06:19.986	1:37.863	36.545	32.437	28.881
p4	17:08:11.698	1:51.712	39.291	35.616	

Lap	Time of Day	Lap Tm	S1 Tm	S2 Tm	S3 Tm
(14) KRIEG Lorena					
1	17:02:46.456	1:39.264	36.705	33.150	29.409
2	17:04:25.041	1:38.585	36.372	32.723	29.490
3	17:06:03.331	1:38.290	36.606	32.666	29.018
4	17:07:41.216	1:37.885	36.279	32.552	29.054

DREIER RACING 2024 - COG - ROUND 3


11.06.2024.

Grobnik 4,168 km

Practice

11.6.2024. 09:00

Practice started at 9:00:00



Lap	Time of Day	Lap Tm	S1 Tm	S2 Tm	S3 Tm
11	6:35:12.052	1:41.209	37.440	33.916	29.853
12	6:36:56.250	1:44.198	37.391	35.295	31.512
p13	6:38:45.158	1:48.908	38.027	36.090	
14	6:40:34.503	34:19.345		36.335	32.909
15	6:42:27.773	1:42.270	37.711	34.250	30.309
16	6:44:21.408	1:40.635	37.255	33.337	30.043
17	6:46:15.727	1:42.319	38.267	34.078	29.974
18	6:48:10.046	1:40.817	37.342	33.705	29.770
19	6:50:04.365	1:43.700	37.537	35.017	31.146
20	6:51:58.684	1:41.311	38.084	33.378	29.849
p21	6:53:52.999	1:50.816	37.461	34.013	

Lap	Time of Day	Lap Tm	S1 Tm	S2 Tm	S3 Tm
19	6:55:46.618	1:43.027	38.582	33.774	30.671
20	6:57:40.937	1:42.375	38.186	32.719	31.470
21	6:59:35.256	1:43.596	39.417	33.754	30.425
22	7:01:29.575	1:41.130	37.942	32.414	30.774
p23	7:03:23.894	1:44.444	37.242	32.144	

(42) NIEDERHÖFER Marco

1	6:04:57.674	1:42.040	37.787	34.090	30.163
2	6:06:42.093	1:41.540	37.565	34.261	29.714
3	6:08:26.512	1:42.320	37.998	34.300	30.022
4	6:10:10.931	1:43.993	39.701	34.484	29.808
p5	6:11:55.350	1:47.582	38.192	34.775	
6	6:13:39.769	47:17.077		34.759	29.961
7	6:15:24.188	1:42.057	37.838	34.369	29.850
8	6:17:08.607	1:41.220	37.816	33.673	29.731
9	6:18:53.026	1:41.369	37.552	34.131	29.686
10	6:20:37.445	1:42.931	38.111	34.738	30.082
11	6:22:21.864	1:42.236	38.049	34.219	29.968
p12	6:24:06.283	1:46.878	37.843	34.119	

(67) PERALTA Jorge

1	6:27:27.551	1:45.692	40.111	35.764	29.817
2	6:29:12.070	1:42.630	38.414	34.227	29.989
3	6:30:56.589	1:43.028	38.073	35.045	29.910
4	6:32:41.108	1:40.639	37.569	33.701	29.369
5	6:34:25.627	1:40.875	37.950	33.121	29.804
6	6:36:10.146	3:11.666	37.852	1:58.461	35.353
p7	6:37:54.665	1:54.937	41.265	35.998	

(99) MAVRIN David

1	6:06:38.163	1:43.303	38.727	34.066	30.510
2	6:08:22.682	1:42.530	38.730	33.534	30.266
p3	6:10:07.201	1:46.000	37.922	33.164	
p4	6:11:51.720	2:25.364		33.216	
5	6:13:36.239	46:59.139		33.286	30.323
6	6:15:20.758	1:41.711	37.877	33.225	30.609
7	6:17:05.277	1:41.274	38.173	33.123	29.978
p8	6:18:50.796	1:46.984	38.815	33.121	

(26) SCHLEICH Alina

1	6:25:44.813	1:43.344	38.768	33.626	30.950
2	6:27:29.332	1:44.775	38.165	35.546	31.064
3	6:29:13.851	1:41.773	38.039	32.948	30.786
4	6:30:58.370	1:41.137	37.063	33.797	30.277
5	6:32:42.889	1:40.695	37.381	32.799	30.515
p6	6:34:27.408	1:55.967	42.043	37.209	
7	6:36:11.927	40:18.574		35.326	31.943
8	6:37:56.446	1:44.181	38.853	34.014	31.314
9	6:39:40.965	1:44.427	39.018	34.663	30.746
10	6:41:25.484	1:43.676	38.487	33.928	31.261
11	6:43:09.999	1:43.791	38.444	33.977	31.370
p12	6:44:54.518	1:53.169	39.154	35.231	

(145) MUMM Thomas

1	11:11:16.078	2:05.448	48.169	41.373	35.906
2	11:13:00.597	2:00.913	45.286	40.246	35.381
p3	11:14:45.116	2:05.459	44.331	40.633	
4	11:16:29.635	12:46.475		40.271	35.178
5	11:18:14.154	1:56.829	43.860	38.725	34.244
6	11:20:08.673	1:54.574	42.191	38.334	34.049
p7	11:21:53.192	2:01.213	42.909	38.804	
8	11:23:37.711	1:49:17.162		35.776	31.387
9	11:25:22.230	1:50.353	41.325	37.027	32.001
10	11:27:06.749	1:44.842	38.712	33.680	32.450
11	11:28:51.268	1:43.873	39.075	33.848	30.950
12	11:30:35.787	1:43.194	38.382	33.899	30.913
13	11:32:20.306	1:45.097	37.569	35.336	32.192
14	11:34:04.825	1:42.153	37.807	33.653	30.693
15	11:35:49.344	1:41.286	37.632	33.303	30.351
p16	11:37:33.863	1:49.191	37.339	36.054	
17	11:39:18.382	35:44.640		36.019	31.648
18	11:41:02.901	1:43.425	37.626	34.953	30.846
19	11:42:47.420	1:41.658	37.546	33.452	30.660
20	11:44:31.939	1:43.903	38.383	34.439	31.081
21	11:46:16.458	1:45.566	40.568	34.594	30.404
22	11:48:00.977	1:43.131	37.638	34.533	30.960
23	11:49:45.496	1:43.402	39.825	33.304	30.273
p24	11:51:29.999	1:49.219	38.346	33.392	

(111) LEDERMANN Marc

1	6:25:28.694	1:43.615	38.144	34.127	31.344
2	6:27:13.213	1:42.775	38.189	33.710	30.876
3	6:28:57.732	1:42.933	38.285	34.034	30.614
p4	6:30:42.251	1:46.451	38.074	34.769	
5	6:32:26.770	41:56.515		35.013	31.056
6	6:34:11.289	1:43.639	37.859	34.869	30.911
p7	6:35:55.808	1:46.386	37.526	37.083	
8	6:37:40.327	2:14.267		34.463	30.852
9	6:39:24.846	1:40.904	37.581	32.801	30.522
10	6:41:09.365	1:44.054	39.083	34.496	30.475
11	6:42:53.884	1:43.285	37.227	34.654	31.404
p12	6:44:38.403	1:53.921	39.091	34.249	

(288) NOCK Matthias

1	6:25:30.467	1:42.429	37.979	33.241	31.209
2	6:27:14.986	1:41.493	37.609	33.244	30.640
3	6:28:59.505	1:43.111	38.048	33.954	31.109
4	6:30:44.024	1:44.463	38.209	35.351	30.903
5	6:32:28.543	1:45.354	37.921	35.275	32.158
6	6:34:13.062	1:47.268	40.756	35.676	30.836
7	6:35:57.581	1:41.696	37.841	33.151	30.704
p8	6:37:42.100	1:49.740	37.211	32.912	
9	6:39:26.619	36:38.012		33.723	31.360
10	6:41:11.138	1:46.322	37.904	36.239	32.179
11	6:42:55.657	1:49.535	40.690	36.738	32.107

(591) REINHOLD Philipp

1	6:25:06.844	1:53.046	41.824	37.666	33.556
2	6:26:51.363	1:48.287	40.376	35.089	32.822
3	6:28:35.882	1:46.196	39.691	34.851	31.654
4	6:30:20.401	1:45.540	39.642	34.059	31.839
5	6:32:04.920	1:58.376	45.991	39.813	32.572
6	6:33:49.439	1:46.756	40.566	34.664	31.526
7	6:35:33.958	1:45.140	39.800	34.144	31.196
p8	6:37:18.477	1:48.269	38.640	34.165	
9	6:39:02.996	37:44.582		39.608	34.387
10	6:40:47.515	1:47.995	39.949	36.119	31.927
11	6:42:32.034	1:45.240	39.027	34.648	31.565
12	6:44:16.553	1:46.182	38.893	34.936	32.353
13	6:46:01.072	1:46.856	38.647	36.218	31.991
14	6:47:45.591	1:44.146	38.520	34.301	31.325
15	6:49:30.110	1:44.824	39.159	34.017	31.648
p16	6:51:14.629	1:48.809	38.621	34.302	
17	6:52:59.148	1:46:09.061		38.712	32.155
18	6:54:43.667	1:46.653	39.682	35.271	31.700

DREIER RACING 2024 - COG - ROUND 3

11.06.2024.

Grobnik 4,168 km

Practice

11.6.2024. 09:00

Practice started at 9:00:00

Lap	Time of Day	Lap Tm	S1 Tm	S2 Tm	S3 Tm	Lap	Time of Day	Lap Tm	S1 Tm	S2 Tm	S3 Tm
12	17:19:45.322	1:47.861	40.916	36.172	30.773	43	11:38:36.361	7:15.958		36.265	32.138
13	17:21:27.997	1:42.675	37.955	33.764	30.956	p44	11:40:25.349	1:48.988	40.267	35.364	
p14	17:23:19.943	1:51.946	38.804	33.914							
(97) GEHM Fabian						(156) SCHURR Jürgen					
1	16:24:10.751	1:52.039	41.225	36.746	34.068	1	12:55:53.830	1:57.988	44.328	39.206	34.454
2	16:26:06.235	1:55.484	42.435	37.891	35.158	2	12:57:49.175	1:55.345	43.476	37.774	34.095
3	16:27:53.711	1:47.476	40.337	34.928	32.211	p3	12:59:47.611	1:58.436	42.863	36.656	
4	16:29:40.537	1:46.826	40.584	34.731	31.511	4	16:29:16.531	1:29:28.920		34.687	31.046
5	16:31:24.936	1:44.399	38.615	34.279	31.505	5	16:31:00.988	1:44.457	38.132	34.397	31.928
6	16:33:08.608	1:43.672	38.310	33.500	31.862	6	16:32:47.937	1:46.949	38.757	36.211	31.981
7	16:34:53.495	1:44.887	38.857	34.456	31.574	7	16:34:30.215	1:42.278	38.556	33.931	29.791
8	16:36:41.357	1:47.862	40.927	35.629	31.306	8	16:36:16.657	1:46.442	40.203	37.214	29.025
9	16:38:23.927	1:42.570	38.137	33.560	30.873	9	16:38:00.617	1:43.960	37.326	33.542	33.092
p10	16:40:14.965	1:51.038	38.922	34.282		p10	16:39:51.474	1:50.857	40.472	34.363	
11	17:12:04.471	31:49.506		34.818	32.187	(163) HERZOG Peter					
12	17:13:48.804	1:44.333	39.105	33.902	31.326	1	16:25:42.548	1:49.117	40.422	36.994	31.701
13	17:15:31.286	1:42.482	38.174	33.179	31.129	2	16:27:29.199	1:46.651	39.997	35.712	30.942
14	17:17:13.242	1:41.956	38.264	32.918	30.774	3	16:29:14.531	1:45.332	39.221	34.747	31.364
15	17:18:55.037	1:41.795	37.814	32.989	30.992	4	16:31:00.644	1:46.113	39.157	34.989	31.967
16	17:20:38.141	1:43.104	38.254	34.059	30.791	5	16:32:47.177	1:46.533	38.804	36.073	31.656
17	17:22:21.909	1:43.768	38.229	34.546	30.993	6	16:34:30.740	1:43.563	38.969	34.076	30.518
18	17:24:06.092	1:44.183	39.283	34.273	30.627	7	16:36:20.111	1:49.371	39.318	38.664	31.389
p19	17:25:55.024	1:48.932	38.509	33.000		8	16:38:04.071	1:43.960	38.373	34.311	31.276
(640) KANEIDER Christian						p9	16:39:55.015	1:50.944	38.634	34.099	
1	9:08:42.363	2:00.178	45.417	39.114	35.647	10	17:14:35.203	34:40.188		35.571	31.701
2	9:10:35.410	1:53.047	42.123	38.181	32.743	11	17:16:18.846	1:43.643	39.087	34.420	30.136
3	9:12:40.225	2:04.815	48.726	40.896	35.193	12	17:18:03.550	1:44.704	38.886	35.244	30.574
4	9:14:33.428	1:53.203	41.664	37.356	34.183	13	17:19:46.691	1:43.141	38.999	33.975	30.167
5	9:16:43.129	2:09.701	48.246	46.340	35.115	14	17:21:34.132	1:47.441	40.104	35.536	31.801
6	9:18:32.381	1:49.252	41.167	36.266	31.819	15	17:23:16.727	1:42.595	39.151	33.682	29.762
7	9:20:31.810	1:59.429	43.792	41.560	34.077	p16	17:25:06.696	1:49.969	38.350	34.031	
8	9:22:18.683	1:46.873	40.311	35.126	31.436	(614) CHAIBI Omar					
9	9:24:24.580	2:05.897	49.108	42.409	34.380	1	16:59:53.380	1:42.773	38.181	33.534	31.058
10	9:26:10.471	1:45.891	39.426	34.971	31.494	2	17:01:39.097	1:45.717	39.151	34.700	31.866
11	9:28:01.001	1:50.530	41.082	36.448	33.000	p3	17:03:40.529	2:01.432	40.522	36.426	
12	9:30:10.748	2:09.747	48.414	43.600	37.733	(121) SCHNEIDER Markus					
13	9:31:57.817	1:47.069	40.417	34.961	31.691	1	16:28:12.002	1:45.244	40.149	34.304	30.791
14	9:34:01.663	2:03.846	42.140	46.957	34.749	2	16:29:55.742	1:43.740	39.162	33.939	30.639
15	9:35:49.283	1:47.620	40.557	35.431	31.632	3	16:31:43.284	1:47.542	38.728	36.315	32.499
16	9:37:38.111	1:48.828	41.084	35.332	32.412	4	16:33:28.752	1:45.468	39.708	34.471	31.289
17	9:39:42.871	2:04.760	48.322	41.187	35.251	5	16:35:14.090	1:45.338	39.620	34.702	31.016
18	9:41:29.874	1:47.003	40.384	35.322	31.297	6	16:37:01.005	1:46.915	39.421	35.566	31.928
19	9:43:17.205	1:47.331	40.370	35.122	31.839	p7	16:38:54.462	1:53.457	39.826	34.631	
20	9:45:28.329	2:11.124	47.119	43.851	40.154	8	17:16:11.680	37:17.218		34.898	31.143
21	9:47:14.650	1:46.321	40.309	34.758	31.254	9	17:17:58.322	1:46.642	39.293	35.512	31.837
p22	9:49:31.487	2:16.837	45.089	46.652		10	17:19:46.434	1:48.112	41.088	35.529	31.495
23	10:23:03.289	33:31.802		36.672	32.413	11	17:21:30.328	1:43.894	39.485	34.067	30.342
24	10:24:53.952	1:50.663	42.748	35.602	32.313	12	17:23:13.113	1:42.785	38.977	33.334	30.474
25	10:26:41.297	1:47.345	39.958	35.430	31.957	p13	17:25:03.428	1:50.315	39.372	34.076	
26	10:28:28.194	1:46.897	40.473	35.400	31.024	(10) GÜNTNER Andreas					
27	10:30:25.873	1:57.679	40.479	40.339	36.861	1	12:29:29.997	1:57.200	44.091	39.667	33.442
28	10:32:25.808	1:59.935	47.026	40.080	32.829	2	12:31:22.495	1:52.498	41.946	38.383	32.169
29	10:34:13.736	1:47.928	40.559	36.009	31.360	3	12:33:10.158	1:47.663	39.952	36.262	31.449
30	10:36:02.241	1:48.505	39.364	37.838	31.303	p4	12:35:03.487	1:53.329	39.462	35.501	
31	10:37:45.371	1:43.130	38.408	34.200	30.522	5	12:37:34.047	2:30.560		35.690	30.559
32	10:39:31.190	1:45.819	39.496	34.986	31.337	p6	12:39:35.225	2:01.178	38.741	34.449	
33	10:41:23.135	1:51.945	41.074	37.916	32.955	7	16:22:51.448	1:43:16.223		37.307	31.422
34	10:43:07.817	1:44.682	38.702	34.521	31.459	8	16:24:37.793	1:46.345	39.924	35.742	30.679
35	10:44:49.947	1:42.130	37.845	34.050	30.235	9	16:26:24.134	1:46.341	39.722	35.128	31.491
36	10:46:33.610	1:43.663	38.956	34.286	30.421	10	16:28:07.169	1:43.035	39.164	34.102	29.769
37	10:48:16.861	1:43.251	38.351	34.371	30.529	11	16:29:51.125	1:43.956	38.218	34.392	31.346
p38	10:50:17.037	2:00.176	42.843	40.581		12	16:31:34.081	1:42.956	38.480	34.842	29.634
39	11:25:47.745	35:30.708		39.392	33.432	p13	16:33:24.702	1:50.621	37.991	35.519	
40	11:27:33.197	1:45.452	39.228	35.138	31.086	14	16:36:15.970	2:51.268		36.330	29.921
41	11:29:17.567	1:44.370	39.081	34.542	30.747						
p42	11:31:20.403	2:02.836	43.699	40.504							

DREIER RACING 2024 - COG - ROUND 3


11.06.2024.

Grobnik 4,168 km

Practice

11.6.2024. 09:00

Practice started at 9:00:00



Lap	Time of Day	Lap Tm	S1 Tm	S2 Tm	S3 Tm
p15	16:38:04.909	1:48.939	37.591	33.658	
(74) DÖRING Holger					
1	16:28:10.320	1:46.307	39.427	35.509	31.371
2	16:29:54.164	1:43.844	38.986	34.409	30.449
3	16:31:40.198	1:46.034	39.925	35.555	30.554
4	16:33:25.660	1:45.462	38.940	34.665	31.857
5	16:35:09.576	1:43.916	39.111	34.267	30.538
6	16:36:57.254	1:47.678	39.340	35.690	32.648
p7	16:38:47.845	1:50.591	39.419	35.594	
8	17:16:07.976	37:20.131		34.528	31.633
9	17:17:55.584	1:47.608	40.404	36.667	30.537
10	17:19:39.864	1:44.280	39.007	34.477	30.796
11	17:21:23.642	1:43.778	38.906	34.295	30.577
12	17:23:06.660	1:43.018	38.540	33.860	30.618
p13	17:24:58.706	1:52.046	38.237	34.092	
(891) ZELCH Manfred					
1	15:49:28.596	2:01.854	46.486	40.955	34.413
2	15:51:26.260	1:57.664	43.416	39.101	35.147
3	15:53:12.276	1:46.016	39.542	35.250	31.224
4	15:54:56.084	1:43.808	38.172	34.571	31.065
5	15:56:44.694	1:48.610	38.576	37.566	32.468
p6	15:58:34.014	1:49.320	37.865	35.791	
7	16:29:16.302	30:42.288		34.778	31.073
8	16:31:01.205	1:44.903	38.103	34.535	32.265
9	16:32:48.365	1:47.160	38.914	35.994	32.252
10	16:34:31.415	1:43.050	38.475	34.272	30.303
11	16:36:20.814	1:49.399	39.259	38.234	31.906
p12	16:38:09.666	1:48.852	38.682	34.597	
(626) LOHMANN Tanja					
1	16:27:53.921	1:47.431	40.653	34.848	31.930
2	16:29:39.209	1:45.288	39.600	34.281	31.407
3	16:31:23.483	1:44.274	38.500	34.782	30.992
4	16:33:07.924	1:44.441	38.513	34.285	31.643
5	16:34:51.994	1:44.070	38.531	34.958	30.581
6	16:36:36.350	1:44.356	38.523	34.207	31.626
7	16:38:19.487	1:43.137	38.217	34.172	30.748
p8	16:40:09.667	1:50.180	38.462	34.308	
9	17:15:43.118	35:33.451		34.107	31.357
10	17:17:27.929	1:44.811	38.989	33.949	31.873
11	17:19:13.459	1:45.530	39.056	34.413	32.061
12	17:20:58.027	1:44.568	39.177	34.616	30.775
13	17:22:42.494	1:44.467	39.130	34.219	31.118
p14	17:24:34.071	1:51.577	38.449	33.641	
(273) KEPPLER Andreas					
1	16:28:09.659	1:44.015	39.893	33.898	30.224
2	16:29:53.019	1:43.360	38.974	34.159	30.227
3	16:31:37.007	1:43.988	39.685	33.825	30.478
4	16:33:20.789	1:43.782	39.280	33.853	30.649
5	16:35:07.138	1:46.349	39.026	35.131	32.192
6	16:36:53.433	1:46.295	39.894	35.334	31.067
p7	16:38:44.549	1:51.116	39.352	34.150	
8	17:16:10.969	37:26.420		35.156	30.666
9	17:17:57.662	1:46.693	39.373	35.594	31.726
10	17:19:43.480	1:45.818	40.401	35.039	30.378
11	17:21:26.879	1:43.399	39.217	33.957	30.225
12	17:23:10.783	1:43.904	39.704	33.712	30.488
p13	17:24:59.907	1:49.124	39.243	33.451	
(114) DOERN Julius					
1	12:47:55.633	2:36.057		41.215	37.400
2	12:49:57.708	2:02.075	45.889	40.702	35.484
p3	12:52:01.284	2:03.576	43.549	38.536	
p4	12:54:33.360	2:32.076		39.807	
5	12:57:05.253	2:31.893		39.738	34.838

Lap	Time of Day	Lap Tm	S1 Tm	S2 Tm	S3 Tm
p6	12:59:07.365	2:02.112	41.093	37.472	
7	16:23:20.839	1:24:13.474		36.635	31.483
8	16:25:04.215	1:43.376	38.624	33.918	30.834
9	16:26:49.133	1:44.918	39.337	34.505	31.076
10	16:28:37.652	1:48.519	39.692	36.477	32.350
11	16:30:23.772	1:46.120	39.635	34.684	31.801
12	16:32:09.239	1:45.467	39.157	34.804	31.506
13	16:33:54.634	1:45.395	38.821	34.811	31.763
14	16:35:40.894	1:46.260	39.248	35.389	31.623
p15	16:37:42.879	2:01.985	43.486	38.489	
p16	17:13:08.123	35:25.244		36.380	
17	17:15:58.706	2:50.583		33.953	31.187
18	17:17:42.325	1:43.619	38.506	33.988	31.125
19	17:19:26.113	1:43.788	38.684	34.112	30.992
20	17:21:10.254	1:44.141	38.452	34.117	31.572
21	17:22:54.826	1:44.572	38.801	34.252	31.519
p22	17:24:49.948	1:55.122	38.704	34.046	
(8) SCHMITZ Christoph					
1	16:25:58.478	1:47.149	41.347	35.056	30.746
2	16:27:42.779	1:44.301	37.967	34.658	31.676
3	16:29:27.766	1:44.987	38.826	35.259	30.902
4	16:31:11.155	1:43.389	38.165	34.757	30.467
5	16:32:54.977	1:43.822	38.311	34.940	30.571
6	16:34:39.428	1:44.451	38.181	35.195	31.075
7	16:36:23.718	1:44.290	38.333	35.200	30.757
8	16:38:09.740	1:46.022	38.927	35.694	31.401
p9	16:40:06.067	1:56.327	39.562	36.212	
10	17:14:43.437	34:37.370		35.175	31.798
11	17:16:27.341	1:43.904	38.746	34.460	30.698
12	17:18:12.194	1:44.853	39.116	34.474	31.263
13	17:19:57.209	1:45.015	40.035	34.582	30.398
14	17:21:41.274	1:44.065	38.243	34.970	30.852
15	17:23:30.304	1:49.030	40.593	35.492	32.945
p16	17:25:27.543	1:57.239	39.620	35.564	
(369) PECIREP Mario					
1	12:27:41.180	1:54.358	43.081	39.609	31.668
2	12:29:30.874	1:49.694	41.299	36.977	31.418
3	12:31:23.148	1:52.274	41.715	38.118	32.441
4	12:33:11.860	1:48.712	40.759	36.698	31.255
5	12:35:03.176	1:51.316	40.735	35.690	34.891
p6	12:37:11.368	2:08.192	40.797	36.540	
7	16:27:48.760	1:50:37.392		36.926	31.322
8	16:29:34.768	1:46.008	39.253	35.508	31.247
9	16:31:18.720	1:43.952	39.231	35.289	29.432
10	16:33:02.644	1:43.924	38.919	34.785	30.220
11	16:34:46.805	1:44.161	39.111	35.361	29.689
p12	16:36:43.916	1:57.111	38.624	35.174	
13	17:12:35.899	35:51.983		35.884	30.314
14	17:14:19.392	1:43.493	38.609	34.956	29.928
15	17:16:06.797	1:47.405	38.896	36.771	31.738
p16	17:18:01.437	1:54.640	37.979	34.148	
(877) MERK-MARQUARDT Daniel					
1	16:24:47.442	1:47.452	39.702	35.925	31.825
2	16:26:35.971	1:48.529	39.099	37.042	32.388
3	16:28:23.672	1:47.701	40.166	35.466	32.069
4	16:30:09.225	1:45.553	38.626	35.202	31.725
5	16:31:54.672	1:45.447	39.093	34.927	31.427
6	16:33:40.607	1:45.935	38.702	35.428	31.805
7	16:35:25.755	1:45.148	38.710	35.111	31.327
8	16:37:11.677	1:45.922	38.916	35.507	31.499
p9	16:39:01.100	1:49.423	38.532	34.747	
10	17:13:06.758	34:05.658		34.925	31.975
11	17:14:50.484	1:43.726	38.250	34.439	31.037
12	17:16:34.393	1:43.909	38.398	34.351	31.160
13	17:18:18.278	1:43.885	38.203	34.421	31.261

DREIER RACING 2024 - COG - ROUND 3


11.06.2024.

Grobnik 4,168 km

Practice

11.6.2024. 09:00

Practice started at 9:00:00



Lap	Time of Day	Lap Tm	S1 Tm	S2 Tm	S3 Tm
14	17:20:01.794	1:43.516	37.820	34.397	31.299
15	17:21:49.642	1:47.848	40.041	36.078	31.729
16	17:23:37.958	1:48.316	39.604	36.182	32.530
p17	17:25:28.392	1:50.434	38.058	34.166	

(157) BANDERSKI Krystian

1	16:27:59.532	1:47.120	38.898	35.919	32.303
2	16:29:45.766	1:46.234	39.279	35.885	31.070
3	16:31:32.193	1:46.427	39.350	35.681	31.396
4	16:33:18.005	1:45.812	39.504	35.176	31.132
p5	16:35:11.410	1:53.405	39.881	36.177	
6	17:14:43.149	39:31.739		35.100	31.804
7	17:16:26.930	1:43.781	38.734	34.160	30.887
8	17:18:11.790	1:44.860	39.289	34.168	31.403
9	17:19:55.416	1:43.626	38.839	34.206	30.581
10	17:21:40.723	1:45.307	39.522	34.811	30.974
p11	17:23:36.343	1:55.620	40.852	35.433	

(83) WIEDERSTEIN Mark

1	16:25:56.565	1:45.930	39.601	35.261	31.068
2	16:27:42.504	1:45.939	39.024	35.068	31.847
3	16:29:27.417	1:44.913	38.839	34.880	31.194
4	16:31:12.345	1:44.928	39.124	35.061	30.743
5	16:32:56.638	1:44.293	38.695	34.714	30.884
6	16:34:40.376	1:43.738	38.618	34.305	30.815
p7	16:36:32.764	1:52.388	39.390	36.156	

(98) HOLZMANN Anja

1	16:25:49.709	1:47.799	39.850	36.217	31.732
2	16:27:35.296	1:45.587	38.769	35.156	31.662
3	16:29:21.290	1:45.994	39.191	35.011	31.792
4	16:31:07.400	1:46.110	38.972	34.945	32.193
5	16:32:53.652	1:46.252	39.025	35.284	31.943
6	16:34:40.043	1:46.391	38.792	35.865	31.734
7	16:36:27.449	1:47.406	39.360	36.001	32.045
p8	16:38:20.352	1:52.903	39.225	35.485	
9	17:14:47.493	36:27.141		35.873	31.773
10	17:16:31.909	1:44.416	38.386	34.235	31.795
11	17:18:17.017	1:45.108	38.752	34.885	31.471
12	17:20:00.759	1:43.742	38.562	34.058	31.122
13	17:21:48.936	1:48.177	40.722	36.077	31.378
p14	17:23:42.067	1:53.131	40.064	36.057	

(691) KLASSEN Viktor

1	16:25:23.288	1:46.326	39.669	35.488	31.169
2	16:27:07.369	1:44.081	38.646	34.986	30.449
3	16:28:52.378	1:45.009	39.476	34.890	30.643
4	16:30:37.518	1:45.140	39.406	35.105	30.629
5	16:32:22.495	1:44.977	38.848	35.598	30.531
p6	16:34:12.012	1:49.517	38.785	34.728	

(222) WOPFNER Georg

1	9:48:21.044	1:55.903	45.012	37.630	33.261
2	9:50:11.821	1:50.777	42.091	36.554	32.132
3	9:52:01.823	1:50.002	41.172	36.383	32.447
4	9:53:52.544	1:50.721	41.426	36.879	32.416
p5	9:55:53.394	2:00.850	42.836	38.481	
6	10:23:02.915	27:09.521		37.391	32.552
7	10:24:53.526	1:50.611	42.635	35.967	32.009
8	10:26:41.158	1:47.632	40.046	35.600	31.986
9	10:28:28.183	1:47.025	40.319	35.494	31.212
10	10:30:25.231	1:57.048	40.557	40.499	35.992
11	10:32:14.748	1:49.517	42.403	35.373	31.741
12	10:34:04.329	1:49.581	42.677	35.697	31.207
13	10:35:48.643	1:44.314	38.791	34.540	30.983
p14	10:37:41.896	1:53.253	40.201	36.389	
15	11:38:36.199	1:00:54.303		36.233	32.250
16	11:40:21.981	1:45.782	38.982	35.731	31.069

Lap	Time of Day	Lap Tm	S1 Tm	S2 Tm	S3 Tm
17	11:42:08.426	1:46.445	39.129	35.674	31.642
18	11:43:57.711	1:49.285	40.305	36.866	32.114
19	11:45:47.359	1:49.648	40.065	37.263	32.320
20	11:47:38.051	1:50.692	41.151	36.873	32.668
21	11:49:30.740	1:52.689	40.779	38.697	33.213
22	11:51:20.294	1:49.554	40.193	36.859	32.502
p23	11:53:13.865	1:53.571	39.984	36.869	
24	16:43:27.576	1:50:13.711		35.936	34.988
p25	16:45:18.491	1:50.915	38.856	34.250	
26	16:49:02.355	3:43.864		34.472	30.561
27	16:50:49.421	1:47.066	39.546	36.576	30.944
p28	16:52:43.950	1:54.529	38.903	33.771	

(861) SCHMIEDINGER Ingo

1	9:48:32.468	2:07.429	49.047	41.598	36.784
2	9:50:35.966	2:03.498	47.120	41.044	35.334
3	9:52:37.447	2:01.481	45.229	40.202	36.050
4	9:54:39.348	2:01.901	45.508	40.323	36.070
p5	9:56:47.145	2:07.797	46.041	41.949	
p6	10:24:18.042	27:30.897		41.340	
7	10:28:17.678	3:59.636		39.009	34.410
8	10:30:17.127	1:59.449	43.982	39.494	35.973
9	10:32:13.960	1:56.833	44.314	38.529	33.990
10	10:34:09.663	1:55.703	43.506	38.407	33.790
11	10:36:04.333	1:54.670	42.403	38.606	33.661
12	10:37:57.246	1:52.913	42.297	37.509	33.107
p13	10:39:56.755	1:59.509	42.097	37.573	
14	16:24:17.830	1:44:21.075		37.432	32.598
15	16:26:07.819	1:49.989	40.941	37.524	31.524
16	16:27:58.012	1:50.193	41.613	37.104	31.476
17	16:29:44.021	1:46.009	39.700	35.352	30.957
18	16:31:29.980	1:45.959	38.799	35.168	31.992
19	16:33:15.861	1:45.881	39.826	34.783	31.272
20	16:35:00.305	1:44.444	38.625	35.153	30.666
21	16:36:45.701	1:45.396	39.213	35.552	30.631
p22	16:38:39.864	1:54.163	38.964	35.194	

(33) DREIER Keoma

1	12:13:40.766	1:51.087	41.971	37.735	31.381
2	12:15:27.114	1:46.348	39.869	35.790	30.689
3	12:17:11.569	1:44.455	39.056	35.176	30.223
p4	12:19:15.984	2:04.415	41.587	42.857	
p5	12:23:50.363	4:34.379		39.823	
p6	12:26:20.301	2:29.938		38.053	

(973) LJASCHKO Boris

1	10:36:21.188	1:57.476	44.956	38.813	33.707
2	10:38:12.023	1:50.835	42.238	36.258	32.339
3	10:40:01.639	1:49.616	40.526	36.227	32.863
4	10:41:51.732	1:50.093	40.678	36.494	32.921
p5	10:43:54.448	2:02.716	44.153	39.561	
6	11:22:11.524	38:17.076		41.863	37.251
7	11:24:04.768	1:53.244	44.941	36.727	31.576
8	11:25:53.326	1:48.558	40.732	36.054	31.772
9	11:27:39.012	1:45.686	39.655	34.888	31.143
10	11:29:24.417	1:45.405	39.620	34.999	30.786
11	11:31:13.099	1:48.682	39.666	37.553	31.463
p12	11:33:07.215	1:54.116	40.430	37.766	

(78) BLANKENBERG Bernd

1	16:29:49.770	1:49.267	40.723	37.181	31.363
2	16:31:37.247	1:47.477	39.535	35.059	32.883
3	16:33:25.796	1:48.549	40.381	35.549	32.619
4	16:35:14.081	1:48.285	40.880	35.363	32.042
5	16:37:04.531	1:50.450	41.458	36.358	32.634
p6	16:38:59.899	1:55.368	40.097	35.907	
7	17:15:44.193	36:44.294		34.397	31.481
8	17:17:29.644	1:45.451	39.158	34.357	31.936

DREIER RACING 2024 - COG - ROUND 3


11.06.2024.

Grobnik 4,168 km

Practice

11.6.2024. 09:00

Practice started at 9:00:00



Lap	Time of Day	Lap Tm	S1 Tm	S2 Tm	S3 Tm
9	17:19:15.107	1:45.463	39.325	34.616	31.522
10	17:21:03.087	1:47.980	39.268	35.609	33.103
p11	17:22:59.732	1:56.645	41.653	35.963	

Lap	Time of Day	Lap Tm	S1 Tm	S2 Tm	S3 Tm
5	16:33:15.910	1:50.215	40.752	36.776	32.687
6	16:35:05.912	1:50.002	40.592	36.704	32.706
7	16:36:56.318	1:50.406	40.833	37.009	32.564
p8	16:38:51.361	1:55.043	39.961	35.985	
9	17:14:36.281	35:44.920		35.842	31.838
10	17:16:23.011	1:46.730	38.988	35.876	31.866
11	17:18:11.761	1:48.750	40.274	36.718	31.758
12	17:20:00.191	1:48.430	40.951	35.674	31.805
13	17:21:48.573	1:48.382	41.077	36.018	31.287
14	17:23:37.580	1:49.007	40.340	36.061	32.606
p15	17:25:31.363	1:53.783	40.518	35.779	

(411) KLAMT Christoph

1	16:25:02.559	1:51.218	42.064	36.258	32.896
2	16:26:53.463	1:50.904	41.116	37.001	32.787
3	16:28:43.459	1:49.996	41.663	36.073	32.260
4	16:30:31.425	1:47.966	40.544	35.744	31.678
p5	16:32:26.829	1:55.404	40.433	35.677	
6	17:13:12.068	40:45.239		36.067	32.784
7	17:14:59.069	1:47.001	40.581	34.688	31.732
8	17:16:45.166	1:46.097	39.994	34.306	31.797
9	17:18:30.721	1:45.555	39.539	34.091	31.925
10	17:20:16.714	1:45.993	39.702	34.290	32.001
11	17:22:03.332	1:46.618	39.904	34.825	31.889
p12	17:24:10.724	2:07.392	41.681	38.590	

(172) WILLING Horst

1	11:24:04.535	1:52.559	43.406	36.946	32.207
2	11:25:54.084	1:49.549	40.652	36.238	32.659
3	11:27:41.597	1:47.513	39.939	35.723	31.851
4	11:29:28.911	1:47.314	39.727	35.680	31.907
5	11:31:17.955	1:49.044	40.660	35.921	32.463
p6	11:33:08.883	1:50.928	40.228	35.701	

(162) PERLE Dario

1	10:08:05.780	2:14.113	50.855	43.834	39.424
2	10:10:14.681	2:08.901	47.987	42.841	38.073
3	10:12:18.583	2:03.902	46.578	40.715	36.609
4	10:14:20.671	2:02.088	45.388	40.912	35.788
5	10:16:19.060	1:58.389	44.623	38.690	35.076
6	10:18:14.836	1:55.776	42.697	38.453	34.626
7	10:20:09.974	1:55.138	43.163	38.027	33.948
8	10:22:04.535	1:54.561	42.490	38.215	33.856
9	10:23:58.882	1:54.347	42.240	37.928	34.179
10	10:25:50.812	1:51.930	41.612	36.942	33.376
11	10:27:43.623	1:52.811	41.526	37.599	33.686
12	10:29:37.213	1:53.590	42.384	37.656	33.550
13	10:31:31.137	1:53.924	42.223	37.756	33.945
14	10:33:25.590	1:54.453	41.837	38.878	33.738
15	10:35:17.989	1:52.399	41.434	37.264	33.701
16	10:37:09.586	1:51.597	40.959	37.039	33.599
17	10:39:01.871	1:52.285	41.246	37.236	33.803
p18	10:40:56.625	1:54.754	41.191	36.357	
19	16:24:17.414	1:43:20.789	37.485	32.483	
20	16:26:07.792	1:50.378	41.024	37.475	31.879
21	16:27:58.546	1:50.754	42.051	37.106	31.597
22	16:29:45.523	1:46.977	39.867	35.861	31.249
23	16:31:32.075	1:46.552	39.360	35.723	31.469
24	16:33:19.312	1:47.237	39.328	36.075	31.834
25	16:35:07.679	1:48.367	39.526	36.112	32.729
26	16:36:54.919	1:47.240	40.283	35.990	30.967
p27	16:38:46.997	1:52.078	39.144	36.219	

(79) ADLER Björn

1	16:25:08.489	1:50.227	41.585	37.082	31.560
2	16:26:56.279	1:47.790	40.367	36.137	31.286
3	16:28:45.508	1:49.229	41.348	36.401	31.480
4	16:30:35.236	1:49.728	41.020	36.478	32.230
5	16:32:24.360	1:49.124	40.305	36.689	32.130
p6	16:34:28.852	2:04.492	41.215	37.013	
7	17:14:02.574	39:33.722		38.533	32.200
8	17:15:51.033	1:48.459	41.028	36.085	31.346
9	17:17:38.667	1:47.634	40.463	35.919	31.252
10	17:19:26.588	1:47.921	40.236	36.091	31.594
11	17:21:15.018	1:48.430	40.742	36.000	31.688
p12	17:23:16.220	2:01.202	40.040	36.055	

(666) SCHMID Frank

1	15:44:21.887	1:50.415	41.143	36.453	32.819
2	15:46:13.949	1:52.062	43.109	36.819	32.134
3	15:48:07.193	1:53.244	42.063	38.746	32.435
4	15:50:01.093	1:53.900	43.548	37.542	32.810
5	15:51:53.628	1:52.535	42.136	37.542	32.857
6	15:53:41.312	1:47.684	40.331	35.183	32.170
7	15:55:34.740	1:53.428	41.238	36.452	35.738
8	15:57:29.813	1:55.073	43.813	37.721	33.539
p9	15:59:47.295	2:17.482	44.157	40.881	
10	16:42:48.467	43:01.172		40.333	35.199
11	16:44:44.369	1:55.902	43.533	39.748	32.621
12	16:46:35.004	1:50.635	41.170	37.088	32.377
13	16:48:26.419	1:51.415	41.704	36.954	32.757
14	16:50:20.566	1:54.147	42.364	38.497	33.286
p15	16:52:22.974	2:02.408	41.361	35.747	

(361) BREGANSKI Frank

1	16:26:05.384	1:54.285	42.682	37.590	34.013
2	16:27:53.407	1:48.023	40.770	35.187	32.066
3	16:29:42.271	1:48.864	40.175	36.104	32.585
4	16:31:29.631	1:47.360	40.040	35.377	31.943
5	16:33:16.743	1:47.112	39.850	34.596	32.666
6	16:35:06.440	1:49.697	40.344	36.187	33.166
7	16:36:56.952	1:50.512	41.424	36.529	32.559
p8	16:38:52.263	1:55.311	40.319	35.764	
9	17:14:16.901	35:24.638		36.431	32.364
p10	17:16:08.710	1:51.809	41.141	36.971	
11	17:18:51.568	2:42.858		35.496	32.091
12	17:20:39.303	1:47.735	40.436	35.136	32.163
13	17:22:25.882	1:46.579	39.927	34.825	31.827
p14	17:24:17.281	1:51.399	39.815	34.576	

(241) HECKERT Sven

1	17:17:58.116	1:47.743	40.240	35.685	31.818
2	17:19:46.264	1:48.148	41.153	35.457	31.538
3	17:21:35.257	1:48.993	41.048	35.587	32.358
4	17:23:23.976	1:48.719	41.245	35.161	32.313
p5	17:25:27.131	2:03.155	42.330	36.450	

(883) TROLL Matthias

1	16:47:12.062	1:49.714	40.963	35.712	33.039
2	16:48:59.867	1:47.805	40.974	34.917	31.914
3	16:50:49.422	1:49.555	41.576	35.457	32.522
p4	16:52:44.780	1:55.358	40.239	34.971	

(93) WIEDENHOFER Markus

1	16:25:51.265	1:51.221	41.554	36.178	33.489
2	16:27:42.570	1:51.305	41.507	36.956	32.842
3	16:29:34.627	1:52.057	42.309	36.989	32.759
4	16:31:25.695	1:51.068	41.513	37.039	32.516

(29) HERTKORN Elvira

1	16:26:07.131	1:56.685	42.463	38.017	36.205
2	16:27:59.479	1:52.348	42.109	37.342	32.897
3	16:29:51.434	1:51.955	41.568	37.102	33.285

DREIER RACING 2024 - COG - ROUND 3


11.06.2024.

Grobnik 4,168 km

Practice

11.6.2024. 09:00

Practice started at 9:00:00



Lap	Time of Day	Lap Tm	S1 Tm	S2 Tm	S3 Tm
4	16:31:43.205	1:51.771	42.320	36.903	32.548
5	16:33:34.127	1:50.922	41.362	37.078	32.482
6	16:35:23.961	1:49.834	40.621	36.917	32.296
7	16:37:14.043	1:50.082	40.798	37.321	31.963
p8	16:39:12.582	1:58.539	40.295	36.291	
9	17:14:16.389	35:03.807		37.181	32.216
10	17:16:06.789	1:50.400	41.490	36.745	32.165
11	17:17:57.237	1:50.448	41.377	36.577	32.494
12	17:19:46.069	1:48.832	40.546	36.624	31.662
13	17:21:34.173	1:48.104	40.475	35.636	31.993
14	17:23:22.070	1:47.897	40.184	35.887	31.826
p15	17:25:19.769	1:57.699	40.960	35.943	

Lap	Time of Day	Lap Tm	S1 Tm	S2 Tm	S3 Tm
10	16:44:45.950	1:52.077	41.155	37.368	33.554
11	16:46:35.163	1:49.213	40.524	36.642	32.047
12	16:48:26.787	1:51.624	41.780	37.134	32.710
13	16:50:20.918	1:54.131	42.099	38.670	33.362
p14	16:52:20.395	1:59.477	41.315	35.833	

(51) GÜNTHER Klaus

1	15:44:57.575	2:00.548	44.230	41.487	34.831
2	15:46:48.269	1:50.694	42.503	35.760	32.431
3	15:48:39.793	1:51.524	42.148	36.111	33.265
4	15:50:29.018	1:49.225	40.989	35.719	32.517
5	15:52:18.330	1:49.312	41.322	35.620	32.370
6	15:54:11.055	1:52.725	41.178	37.055	34.492
7	15:56:06.211	1:55.156	43.543	39.223	32.390
8	15:57:57.273	1:51.062	41.278	35.713	34.071
p9	15:59:54.860	1:57.587	40.461	35.439	
10	16:43:05.572	43:10.712		37.253	34.241
11	16:45:04.259	1:58.687	44.566	37.861	36.260
12	16:46:56.094	1:51.835	42.427	36.134	33.274
13	16:48:47.294	1:51.200	42.433	36.059	32.708
14	16:50:37.606	1:50.312	41.739	36.167	32.406
p15	16:52:42.035	2:04.429	41.603	36.762	

(613) DREXELIUS Lukas

1	15:46:03.423	2:00.825	44.883	40.106	35.836
2	15:48:03.790	2:00.367	45.553	39.279	35.535
3	15:49:59.978	1:56.188	44.262	38.290	33.636
4	15:51:52.260	1:52.282	41.236	36.862	34.184
5	15:53:40.496	1:48.236	39.685	35.482	33.069
6	15:55:35.349	1:54.853	40.953	37.614	36.286
7	15:57:30.074	1:54.725	44.480	36.635	33.610
p8	15:59:45.973	2:15.899	43.442	40.502	
p9	16:46:28.835	46:42.862		36.111	
10	16:48:47.814	2:18.979		36.038	33.092
p11	16:50:43.084	1:55.270	41.642	36.068	
p12	16:53:02.865	2:19.781		39.358	

(293) TERZIC Gavrilo

1	16:47:24.682	1:51.484	42.240	36.211	33.033
2	16:49:14.191	1:49.509	41.128	37.082	31.299
3	16:51:04.975	1:50.784	41.571	37.018	32.195
p4	16:53:08.576	2:03.601	41.753	36.726	

(62) PESAK Leon

1	11:49:22.944	2:16.798	50.764	45.979	40.055
2	11:51:36.752	2:13.808	48.872	45.357	39.579
3	11:53:47.881	2:11.129	48.353	43.533	39.243
4	11:56:02.239	2:14.358	50.077	45.741	38.540
5	11:58:12.484	2:10.245	47.828	43.531	38.886
p6	12:00:29.917	2:17.433	47.308	43.193	
7	12:46:57.958	46:28.041		39.494	34.267
8	12:48:54.257	1:56.299	42.748	39.461	34.090
9	12:50:49.499	1:55.242	42.444	38.487	34.311
10	12:52:46.208	1:56.709	42.078	38.787	35.844
11	12:54:40.926	1:54.718	42.995	38.275	33.448
12	12:56:40.652	1:59.726	41.755	41.109	36.862
p13	12:58:46.778	2:06.126	45.403	40.499	
14	15:44:03.658	1:45:16.880		37.194	33.726
15	15:46:03.998	2:00.340	44.330	40.282	35.728
16	15:47:57.925	1:53.927	43.752	37.486	32.689
17	15:49:48.436	1:50.511	40.381	36.556	33.574
18	15:51:39.042	1:50.606	41.514	36.496	32.596
19	15:53:29.463	1:50.421	40.483	35.584	34.354
20	15:55:23.629	1:54.166	44.936	37.022	32.208
21	15:57:14.460	1:50.831	41.020	36.562	33.249
p22	15:59:14.205	1:59.745	40.880	36.445	
23	16:42:11.103	42:56.898		36.055	34.069
24	16:44:02.243	1:51.140	42.611	36.007	32.522
25	16:45:55.405	1:53.162	41.404	39.052	32.706
26	16:47:45.387	1:49.982	40.617	36.818	32.547
27	16:49:34.299	1:48.912	40.699	35.828	32.385
28	16:51:24.818	1:50.519	40.664	35.836	34.019
p29	16:53:18.689	1:53.871	41.134	35.877	

(108) OBLIERS Daniel

1	15:44:12.421	1:55.699	42.522	37.624	35.553
2	15:46:05.500	1:53.079	42.309	37.350	33.420
3	15:48:03.421	1:57.921	44.148	39.040	34.733
4	15:49:59.577	1:56.156	44.465	38.159	33.532
5	15:51:49.390	1:49.813	41.429	36.437	31.947
6	15:53:40.223	1:50.833	40.754	36.140	33.939
7	15:55:34.099	1:53.876	40.992	37.002	35.882
8	15:57:29.243	1:55.144	42.824	38.843	33.477
p9	15:59:45.182	2:15.939	44.002	40.579	
10	16:43:04.797	43:19.615		40.188	33.893
11	16:45:03.289	1:58.492	44.780	38.077	35.635
12	16:46:55.667	1:52.378	42.179	36.875	33.324
13	16:48:46.519	1:50.852	41.692	36.439	32.721
14	16:50:36.512	1:49.993	41.500	36.395	32.098
p15	16:52:34.226	1:57.714	41.466	36.452	

(286) DORN Markus

1	16:44:46.208	1:58.347	43.740	40.406	34.201
2	16:46:36.085	1:49.877	41.742	36.175	31.960
3	16:48:26.386	1:50.301	41.516	36.555	32.230
4	16:50:19.570	1:53.184	41.564	38.427	33.193
p5	16:52:19.725	2:00.155	41.359	35.445	

(88) RÄTZ Alexander

1	10:27:59.018	2:32.642	56.635	53.966	42.041
2	10:30:22.481	2:23.463	53.177	46.377	43.909
p3	10:32:51.896	2:29.415	54.398	46.648	
4	12:43:58.041	1:11:06.145		45.839	38.125
5	12:46:09.945	2:11.904	48.982	45.749	37.173
6	12:48:18.978	2:09.033	48.728	43.466	36.839
7	12:50:24.631	2:05.653	46.904	42.390	36.359
8	12:52:29.687	2:05.056	46.756	41.940	36.360
9	12:54:32.514	2:02.827	45.832	41.084	35.911
10	12:56:31.966	1:59.452	44.839	40.403	34.210
p11	12:58:37.312	2:05.346	43.946	39.881	
12	15:42:15.059	1:43:37.747		39.081	33.170
13	15:44:09.465	1:54.406	43.206	38.296	32.904
14	15:46:03.466	1:54.001	42.443	37.156	34.402

(192) AL-AZAWI Michel

1	15:46:09.995	1:52.577	42.445	36.737	33.395
p2	15:48:10.274	2:00.279	41.586	37.627	
3	15:50:26.324	2:16.050		36.718	32.728
4	15:52:16.114	1:49.790	41.060	35.933	32.797
5	15:54:10.034	1:53.920	42.098	37.843	33.979
6	15:56:00.915	1:50.881	41.928	36.756	32.197
7	15:57:51.036	1:50.121	42.014	35.869	32.238
p8	15:59:49.036	1:58.000	41.628	35.204	
9	16:42:53.873	43:04.837		38.883	33.508

DREIER RACING 2024 - COG - ROUND 3


11.06.2024.

Grobnik 4,168 km

Practice

11.6.2024. 09:00

Practice started at 9:00:00



Lap	Time of Day	Lap Tm	S1 Tm	S2 Tm	S3 Tm
15	15:47:55.831	1:52.365	42.831	36.771	32.763
16	15:49:47.445	1:51.614	41.923	36.868	32.823
17	15:51:39.556	1:52.111	42.179	36.803	33.129
18	15:53:30.084	1:50.528	41.360	36.622	32.546
19	15:55:23.266	1:53.182	43.586	37.110	32.486
20	15:57:13.323	1:50.057	40.985	36.437	32.635
p21	15:59:14.054	2:00.731	41.601	36.713	
22	16:43:04.609	43:50.555		40.287	34.300
23	16:45:00.413	1:55.804	44.469	38.307	33.028
24	16:46:53.068	1:52.655	42.471	37.239	32.945
25	16:48:45.069	1:52.001	42.368	36.987	32.646
26	16:50:35.946	1:50.877	41.783	36.718	32.376
p27	16:52:38.313	2:02.367	41.702	36.476	
(233) MIEBACH Clarissa					
1	15:46:05.077	1:53.734	43.057	37.335	33.342
p2	15:48:08.970	2:03.893	44.169	39.289	
3	15:50:23.226	2:14.256		37.662	33.580
4	15:52:15.931	1:52.705	42.234	36.493	33.978
5	15:54:09.820	1:53.889	41.889	37.863	34.137
6	15:56:00.692	1:50.872	41.672	36.400	32.800
7	15:57:50.894	1:50.202	41.503	36.147	32.552
p8	15:59:53.202	2:02.308	42.668	36.774	
9	16:42:29.363	42:36.161		37.545	32.879
10	16:44:20.392	1:51.029	41.698	36.618	32.713
p11	16:46:27.280	2:06.888	45.108	39.006	
12	16:48:46.304	2:19.024		36.710	33.600
13	16:50:36.457	1:50.153	41.185	36.442	32.526
p14	16:52:40.097	2:03.640	41.797	36.787	
(413) DOLLNER Sven					
1	15:44:27.240	1:55.977	42.871	37.213	35.893
2	15:46:19.320	1:52.080	42.367	36.436	33.277
3	15:48:11.830	1:52.510	41.959	36.092	34.459
4	15:50:06.310	1:54.480	42.125	38.390	33.965
p5	15:52:12.233	2:05.923	41.843	38.147	
6	16:42:27.064	50:14.831		37.623	33.587
7	16:44:20.324	1:53.260	42.022	37.092	34.146
8	16:46:19.897	1:59.573	43.779	39.332	36.462
9	16:48:11.604	1:51.707	41.592	35.968	34.147
10	16:50:02.364	1:50.760	42.514	35.769	32.477
11	16:51:53.499	1:51.135	40.605	37.396	33.134
p12	16:54:11.504	2:18.005	42.870	39.754	
(89) HERISCH Adrian					
1	12:47:47.331	2:26.601	56.135	49.337	41.129
2	12:49:58.953	2:11.622	49.460	43.913	38.249
3	12:52:01.732	2:02.779	46.928	40.246	35.605
4	12:54:01.075	1:59.343	45.233	40.980	33.130
5	12:55:54.320	1:53.245	42.234	36.467	34.544
6	12:57:49.618	1:55.298	43.415	37.726	34.157
p7	12:59:50.713	2:01.095	42.752	36.771	
(193) AGNIC Tomislav					
1	15:46:25.185	1:57.172	44.014	38.631	34.527
2	15:48:21.537	1:56.352	43.239	38.301	34.812
3	15:50:15.675	1:54.138	42.471	37.808	33.859
4	15:52:13.645	1:57.970	43.549	39.466	34.955
5	15:54:13.575	1:59.930	43.503	38.093	38.334
p6	15:56:25.475	2:11.900	41.721	41.285	
7	16:44:03.800	47:38.325		38.818	34.143
8	16:45:59.196	1:55.391	42.439	37.953	35.004
9	16:47:52.613	1:53.417	42.811	37.029	33.577
10	16:49:45.901	1:53.288	42.988	37.153	33.147
p11	16:51:50.987	2:05.086	42.666	37.305	
(55) RUPPERT Anna					
1	15:45:28.206	1:53.460	41.994	37.635	33.831

Lap	Time of Day	Lap Tm	S1 Tm	S2 Tm	S3 Tm
2	15:47:26.580	1:58.374	44.272	39.180	34.922
3	15:49:22.882	1:56.302	43.856	38.787	33.659
p4	15:51:27.573	2:04.691	44.495	39.202	
5	16:43:39.860	52:12.287		37.899	33.829
6	16:45:33.855	1:53.995	43.022	37.829	33.144
7	16:47:28.896	1:55.041	43.539	38.258	33.244
8	16:49:25.202	1:56.306	44.705	38.354	33.247
p9	16:51:35.524	2:10.322	45.495	39.642	
(612) MERK Arnold					
1	12:52:31.988	2:23.821	55.059	46.920	41.842
2	12:54:47.136	2:15.148	50.564	44.688	39.896
3	12:56:59.979	2:12.843	50.858	43.484	38.501
p4	12:59:16.002	2:16.023	48.768	41.553	
5	15:42:25.152	1:43:09.150		38.769	35.736
6	15:44:20.987	1:55.835	43.420	37.837	34.578
7	15:46:15.718	1:54.731	43.610	36.770	34.351
8	15:48:10.744	1:55.026	43.780	36.888	34.358
9	15:50:04.485	1:53.741	43.085	36.879	33.777
p10	15:52:03.056	1:58.571	43.102	37.040	
11	16:43:56.409	51:53.353		39.034	35.180
12	16:45:52.216	1:55.807	44.068	37.061	34.678
13	16:47:47.507	1:55.291	43.504	37.051	34.736
14	16:49:41.697	1:54.190	43.232	36.776	34.182
15	16:51:36.259	1:54.562	43.281	36.862	34.419
p16	16:53:41.748	2:05.489	43.006	36.906	
(306) KLEIN Elena					
1	12:48:31.497	2:16.242	50.866	44.576	40.800
2	12:50:41.695	2:10.198	48.527	42.954	38.717
3	12:52:46.201	2:04.506	47.183	41.248	36.075
4	12:54:50.274	2:04.073	46.135	40.992	36.946
5	12:56:53.704	2:03.430	47.270	40.213	35.947
p6	12:59:04.755	2:11.051	44.450	40.549	
7	15:42:23.642	1:43:18.887		39.709	34.579
8	15:44:18.627	1:54.985	42.505	38.303	34.177
9	15:46:12.767	1:54.140	42.155	37.833	34.152
p10	15:48:18.120	2:05.353	42.894	38.910	
11	16:43:58.663	55:40.543		39.885	35.986
12	16:46:00.107	2:01.444	44.596	39.409	37.439
13	16:47:59.248	1:59.141	44.466	38.771	35.904
14	16:49:58.508	1:59.260	44.806	39.806	34.648
15	16:51:55.163	1:56.655	43.332	38.312	35.011
p16	16:54:12.769	2:17.606	43.768	38.841	
(13) BAIST Steven					
1	15:46:03.213	2:00.806	44.836	40.152	35.818
2	15:48:03.220	2:00.007	45.421	39.539	35.047
3	15:49:59.745	1:56.525	44.387	38.248	33.890
4	15:51:54.785	1:55.040	43.071	37.812	34.157
p5	15:53:52.048	1:57.263	42.829	39.274	
6	16:44:19.718	50:27.670		38.993	33.785
7	16:46:20.720	2:01.002	43.151	40.220	37.631
8	16:48:22.174	2:01.454	47.588	39.702	34.164
p9	16:50:26.741	2:04.567	45.975	38.879	
p10	16:53:11.655	2:44.914		37.526	
(17) LINDENBERGER Yvonne					
1	15:46:02.642	2:02.177	45.919	40.565	35.693
2	15:48:03.022	2:00.380	44.786	39.719	35.875
3	15:50:02.647	1:59.625	45.460	39.563	34.602
4	15:51:59.368	1:56.721	42.559	39.238	34.924
5	15:54:03.411	2:04.043	43.257	42.289	38.497
6	15:56:00.557	1:57.146	43.260	39.180	34.706
7	15:57:57.311	1:56.754	43.282	38.112	35.360
p8	16:00:03.177	2:05.866	42.365	38.536	
9	16:43:28.526	43:25.349		40.038	36.867
10	16:45:26.123	1:57.597	43.317	39.041	35.239

DREIER RACING 2024 - COG - ROUND 3


11.06.2024.

Grobnik 4,168 km

Practice

11.6.2024. 09:00

Practice started at 9:00:00



Lap	Time of Day	Lap Tm	S1 Tm	S2 Tm	S3 Tm
11	6:47:24.796	1:58.673	43.787	39.203	35.683
12	6:49:20.396	1:55.600	42.674	38.671	34.255
p13	6:51:29.435	2:09.039	43.008	40.159	

Lap	Time of Day	Lap Tm	S1 Tm	S2 Tm	S3 Tm
p4	6:52:59.816	2:44.487		37.853	

(G69) KNEZ Andrej

1	12:47:55.732	2:15.455	50.221	44.292	40.942
2	12:50:12.867	2:17.135	51.766	44.943	40.426
3	12:52:26.011	2:13.144	50.026	44.027	39.091
4	12:54:34.194	2:08.183	47.853	42.503	37.827
5	12:56:40.440	2:06.246	47.216	41.913	37.117
p6	12:58:49.800	2:09.360	47.088	41.231	
7	15:43:24.925	1:44:35.125	41.489	37.379	
8	15:45:24.367	1:59.442	44.168	39.998	35.276
9	15:47:23.971	1:59.604	45.198	39.005	35.401
10	15:49:25.983	2:02.012	44.993	39.755	37.264
11	15:51:26.201	2:00.218	45.273	39.560	35.385
12	15:53:26.332	2:00.131	44.283	40.111	35.737
13	15:55:26.615	2:00.283	44.547	39.967	35.769
14	15:57:25.489	1:58.874	44.291	38.963	35.620
p15	15:59:43.833	2:18.344	46.627	40.935	
16	16:42:10.780	42:26.947	38.822	34.947	
17	16:44:13.149	2:02.369	44.357	40.830	37.182
18	16:46:13.122	1:59.973	46.034	39.038	34.901
19	16:48:11.111	1:57.989	44.243	38.239	35.507
20	16:50:08.157	1:57.046	44.694	38.341	34.011
21	16:52:03.793	1:55.636	43.660	37.888	34.088
p22	16:54:14.572	2:10.779	44.162	38.046	

(699) GORANSON Samantha

1	15:48:17.888	5:46.913		38.166	34.728
2	15:50:15.197	1:57.309	43.423	38.188	35.698
3	15:52:13.091	1:57.894	43.135	39.911	34.848
4	15:54:10.088	1:56.997	43.153	38.346	35.498
p5	15:56:14.909	2:04.821	43.997	42.094	
p6	16:57:48.097	1:01:33.188		1:30.823	

(158) POINTNER Max

1	15:45:28.489	2:01.754	43.163	39.853	38.738
2	15:47:30.168	2:01.679	45.096	38.952	37.631
3	15:49:42.023	2:11.855	43.952	44.421	43.482
4	15:51:41.718	1:59.695	43.376	38.459	37.860
5	15:53:40.932	1:59.214	43.193	38.231	37.790
p6	15:55:43.135	2:02.203	43.701	38.288	
7	16:44:19.164	48:36.029		39.433	38.260
8	16:46:22.782	2:03.618	45.145	39.852	38.621
9	16:48:25.947	2:03.165	45.216	39.959	37.990
10	16:50:26.453	2:00.506	44.666	38.257	37.583
p11	16:52:33.557	2:07.104	43.947	38.353	

(9) PAWLIK Viktor

1	15:44:51.830	2:14.643	50.276	45.124	39.243
2	15:47:05.163	2:13.333	50.450	44.009	38.874
3	15:49:13.495	2:08.332	48.127	42.828	37.377
4	15:51:21.046	2:07.551	47.851	42.068	37.632
5	15:53:28.071	2:07.025	46.968	42.083	37.974
6	15:55:33.376	2:05.305	45.838	42.061	37.406
7	15:57:38.023	2:04.647	46.669	42.164	35.814
p8	15:59:47.819	2:09.796	45.736	40.788	
9	16:42:53.935	43:06.116		42.999	36.154
10	16:44:54.153	2:00.218	45.044	40.001	35.173
11	16:46:55.718	2:01.565	46.081	39.385	36.099
12	16:48:57.355	2:01.637	46.181	39.552	35.904
13	16:50:57.717	2:00.362	44.177	40.128	36.057
p14	16:53:01.620	2:03.903	44.489	39.346	

(211) RANFTLER Denise

1	9:48:51.521	2:15.930	51.704	43.998	40.228
2	9:51:06.869	2:15.348	51.650	42.910	40.788
p3	9:53:31.035	2:24.166	50.999	44.899	
p4	10:24:19.184	30:48.149		41.467	
5	10:28:21.434	4:02.250		39.633	35.792
6	10:30:25.209	2:03.775	46.222	40.820	36.733
7	10:32:28.947	2:03.738	47.023	40.350	36.365
8	10:34:31.674	2:02.727	46.313	40.465	35.949
9	10:36:35.179	2:03.505	46.321	40.378	36.806
p10	10:38:48.391	2:13.212	47.203	40.967	

(821) GWOSDEK Patrick

1	15:45:37.775	1:55.648	43.914	37.674	34.060
2	15:47:35.219	1:57.444	43.813	37.786	35.845
3	15:49:32.431	1:57.212	44.003	38.690	34.519
4	15:51:28.538	1:56.107	43.395	37.909	34.803
5	15:53:28.900	2:00.362	43.853	39.412	37.097
6	15:55:34.395	2:05.495	47.210	41.178	37.107
p7	15:57:41.974	2:07.579	46.511	41.546	
8	16:44:12.893	46:30.919	41.160	37.392	
9	16:46:13.919	2:01.026	48.105	39.360	33.561
10	16:48:11.399	1:57.480	43.978	38.361	35.141
11	16:50:08.621	1:57.222	44.902	38.208	34.112
12	16:52:04.368	1:55.747	43.851	37.818	34.078
p13	16:54:15.742	2:11.374	43.936	38.109	

(77) BARTEL Matthias

1	15:49:29.308	2:03.289	46.770	40.775	35.744
2	15:51:27.619	1:58.311	44.231	39.010	35.070
3	15:53:28.474	2:00.855	44.031	39.618	37.206
4	15:55:33.375	2:04.901	47.103	41.301	36.497
5	15:57:29.112	1:55.737	43.067	38.985	33.685
p6	15:59:44.121	2:15.009	43.840	40.729	
7	16:44:13.609	44:29.488		39.642	37.248
8	16:46:20.278	2:06.669	47.959	40.981	37.729
9	16:48:21.693	2:01.415	46.777	39.950	34.688
p10	16:50:25.322	2:03.629	45.959	38.618	

(268) HERISCH Heinrich

1	12:47:46.711	2:26.714	56.605	49.190	40.919
2	12:49:58.368	2:11.657	49.793	43.901	37.963
3	12:52:01.430	2:03.062	47.107	40.415	35.540
4	12:54:02.297	2:00.867	45.277	40.949	34.641
5	12:55:58.862	1:56.565	43.298	37.793	35.474
6	12:57:59.442	2:00.580	44.646	39.354	36.580
p7	13:00:08.530	2:09.088	44.649	39.531	

(984) DIERING Markus

1	16:45:39.143	1:56.573	43.979	38.179	34.415
p2	16:47:39.313	2:00.170	43.628	37.847	
p3	16:50:15.329	2:36.016		37.696	

(22) BITTNER Bettina

1	11:51:52.686	2:13.438	49.005	45.487	38.946
2	11:54:07.145	2:14.459	48.199	45.971	40.289
3	11:56:19.285	2:12.140	47.663	45.061	39.416
p4	11:58:47.959	2:28.674	52.543	47.950	
5	12:42:52.325	44:04.366		44.476	40.629
6	12:45:20.458	2:28.133	48.552	52.925	46.656
7	12:47:34.726	2:14.268	50.032	44.297	39.939
8	12:49:52.307	2:17.581	52.210	44.399	40.972
9	12:52:06.212	2:13.905	49.449	43.894	40.562
p10	12:54:28.249	2:22.037	49.406	44.468	
11	15:43:19.383	1:48:51.134		43.030	38.665
12	15:45:27.066	2:07.683	46.809	42.788	38.086
13	15:47:37.186	2:10.120	47.953	42.824	39.343
14	15:49:45.869	2:08.683	47.570	42.383	38.730
15	15:51:54.645	2:08.776	47.705	42.331	38.740
16	15:54:03.579	2:08.934	46.262	43.676	38.996

DREIER RACING 2024 - COG - ROUND 3

11.06.2024.

Grobnik 4,168 km

Practice

11.6.2024. 09:00

Practice started at 9:00:00

Lap	Time of Day	Lap Tm	S1 Tm	S2 Tm	S3 Tm	Lap	Time of Day	Lap Tm	S1 Tm	S2 Tm	S3 Tm
p17	15:56:27.010	2:23.431	47.951	44.868							
18	16:42:58.710	46:31.700		42.218	38.218						
19	16:45:04.725	2:06.015	46.818	41.890	37.307						
20	16:47:10.223	2:05.498	46.619	41.297	37.582						
21	16:49:15.939	2:05.716	47.400	41.191	37.125						
22	16:51:20.497	2:04.558	45.958	41.254	37.346						
p23	16:53:40.971	2:20.474	47.091	42.478							

(424) HUPFAUF Sandra

1	15:45:53.184	2:08.979	47.893	41.362	39.724
2	15:48:03.198	2:10.014	46.279	42.819	40.916
3	15:50:10.982	2:07.784	47.728	41.436	38.620
4	15:52:18.256	2:07.274	45.375	42.106	39.793
5	15:54:23.890	2:05.634	45.076	41.721	38.837
6	15:56:31.005	2:07.115	45.360	41.288	40.467
p7	15:58:41.453	2:10.448	46.614	41.670	