

DREIER RACING 2024 - COG - ROUND 3

12.06.2024.

Grobnik 4,168 km

Practice

12.6.2024. 09:00

Practice started at 9:00:00

Lap	Time of Day	Lap Tm	S1 Tm	S2 Tm	S3 Tm	Lap	Time of Day	Lap Tm	S1 Tm	S2 Tm	S3 Tm
(113) HEUSCHNEIDER Tim						4	12:42:59.059	1:29:04.922		34.101	29.277
1	11:05:23.989	1:42.251	39.666	32.934	29.651	5	12:44:41.005	1:41.946	37.710	32.522	31.714
2	11:07:02.321	1:38.332	36.613	32.599	29.120	6	12:46:26.591	1:45.586	39.773	34.196	31.617
3	11:08:40.786	1:38.465	36.014	32.609	29.842	p7	12:48:08.515	1:41.924	36.138	32.169	
4	11:10:17.787	1:37.001	35.916	32.086	28.999	8	16:03:57.218	1:15:48.703		33.161	28.375
5	11:11:53.407	1:35.620	35.305	31.764	28.551	9	16:05:31.883	1:34.665	35.266	31.339	28.060
6	11:13:31.092	1:37.685	36.094	32.615	28.976	10	16:07:08.029	1:36.146	35.311	32.169	28.666
p7	11:15:13.769	1:42.677	35.668	33.331		11	16:08:42.689	1:34.660	35.806	31.327	27.527
8	12:50:42.219	1:35:28.450		33.686	31.620	12	16:10:17.990	1:35.301	35.609	31.753	27.939
9	12:52:19.061	1:36.842	35.753	31.979	29.110	13	16:11:54.804	1:36.814	35.528	32.470	28.816
10	12:54:01.167	1:42.106	38.211	35.085	28.810	p14	16:13:40.967	1:46.163	35.515	34.229	
11	12:55:39.664	1:38.497	35.636	32.736	30.125	15	17:43:57.366	1:30:16.399		33.765	29.640
12	12:57:15.523	1:35.859	35.761	31.595	28.503	16	17:45:43.613	1:46.247	39.126	36.121	31.000
p13	12:58:57.778	1:42.255	35.749	31.428		17	17:47:23.572	1:39.959	37.023	33.538	29.398
14	15:10:19.316	1:11:21.538		33.802	30.155	18	17:49:02.499	1:38.927	36.921	32.901	29.105
15	15:11:59.422	1:40.106	35.998	34.386	29.722	p19	17:50:51.475	1:48.976	38.903	32.601	
16	15:13:34.564	1:35.142	34.731	31.890	28.521	(25) WALTER Daniel					
17	15:15:08.496	1:33.932	34.752	31.234	27.946	1	11:12:52.291	1:37.501	36.301	32.267	28.933
18	15:16:41.757	1:33.261	34.342	31.111	27.808	p2	11:14:37.484	1:45.193	36.999	32.197	
p19	15:18:19.081	1:37.324	34.615	31.418		3	15:05:04.130	1:50:26.646		32.465	28.422
20	16:03:12.485	44:53.404		32.070	28.430	4	15:06:39.956	1:35.826	35.743	31.903	28.180
21	16:04:46.415	1:33.930	34.549	31.386	27.995	5	15:08:17.658	1:37.702	36.513	32.107	29.082
p22	16:21:26.645	16:40.230	13:42.384	1:26.116		6	15:09:54.070	1:36.412	36.482	31.854	28.076
(41) NAUMANN Florian						7	15:11:32.122	1:38.052	36.708	32.510	28.834
1	11:04:20.624	1:34.444	35.038	31.682	27.724	8	15:13:10.324	1:38.202	36.409	33.786	28.007
2	11:05:55.592	1:34.968	34.627	32.320	28.021	9	15:14:45.685	1:35.361	35.399	31.789	28.173
3	11:07:32.818	1:37.226	35.404	32.092	29.730	p10	15:16:28.908	1:43.223	40.114	32.970	
p4	11:09:11.621	1:38.803	35.301	31.150		11	16:03:20.201	46:51.293		32.285	28.410
5	12:43:37.040	1:34:25.419		32.275	28.489	12	16:04:56.398	1:36.197	35.876	31.834	28.487
6	12:45:12.028	1:34.988	35.483	31.535	27.970	13	16:06:33.614	1:37.216	36.616	32.100	28.500
7	12:46:49.748	1:37.720	36.481	32.477	28.762	14	16:08:09.061	1:35.447	35.715	31.648	28.084
8	12:48:24.890	1:35.142	35.751	31.187	28.204	15	16:09:43.751	1:34.690	35.233	31.535	27.922
9	12:50:06.121	1:41.231	40.188	33.036	28.007	16	16:11:21.491	1:37.740	37.094	32.041	28.605
10	12:51:43.760	1:37.639	35.465	32.830	29.344	p17	16:12:59.626	1:38.135	35.570	31.788	
11	12:53:19.407	1:35.647	35.405	32.042	28.200	p18	16:16:20.027	3:20.401		31.984	
p12	12:54:59.365	1:39.958	36.075	31.919		19	17:40:57.879	1:24:37.852		32.626	28.893
(16) HIRTREITER Patrick						20	17:42:36.864	1:38.985	36.432	32.042	30.511
1	11:07:47.662	1:36.542	35.370	31.613	29.559	21	17:44:17.253	1:40.389	36.463	35.241	28.685
2	11:09:24.691	1:37.029	36.222	31.713	29.094	22	17:45:55.367	1:38.114	36.085	32.507	29.522
3	11:10:59.921	1:35.230	34.846	31.390	28.994	23	17:47:33.728	1:38.361	36.394	32.218	29.749
4	11:12:37.023	1:37.102	34.728	32.092	30.282	24	17:49:14.314	1:40.586	37.263	34.605	28.718
p5	11:14:14.332	1:37.309	36.336	30.999		25	17:50:50.994	1:36.680	36.277	32.133	28.270
6	16:03:12.213	1:48:57.881		31.545	29.344	26	17:52:28.557	1:37.563	36.637	32.597	28.329
7	16:04:47.283	1:35.070	35.194	31.269	28.607	27	17:54:07.708	1:39.151	36.722	33.920	28.509
8	16:06:21.778	1:34.495	34.784	31.213	28.498	28	17:55:48.328	1:40.620	37.970	34.072	28.578
9	16:07:57.599	1:35.821	34.880	32.092	28.849	p30	17:57:26.703	1:38.375	36.658	33.446	28.271
10	16:09:32.069	1:34.470	34.782	31.133	28.555	(5) WURMSTEIN Robert					
p11	16:11:09.248	1:37.179	34.871	31.322		1	11:07:40.429	1:51.859	42.919	35.069	33.871
12	17:38:51.362	1:27:42.114		32.965	29.933	p2	11:09:26.762	1:46.333	37.736	33.287	
13	17:40:30.635	1:39.273	38.175	31.847	29.251	3	16:03:12.436	1:53:45.674		34.729	32.544
14	17:42:12.877	1:42.242	37.373	35.037	29.832	4	16:04:53.213	1:40.777	36.582	33.879	30.316
15	17:43:55.088	1:42.211	36.217	34.602	31.392	5	16:06:33.631	1:40.418	38.789	32.862	28.767
16	17:45:33.542	1:38.454	35.768	31.816	30.870	6	16:08:09.874	1:36.243	35.991	31.561	28.691
17	17:47:10.284	1:36.742	35.583	32.123	29.036	7	16:09:44.659	1:34.785	34.884	31.248	28.653
18	17:48:49.515	1:39.231	37.474	32.185	29.572	8	16:11:19.735	1:35.076	35.189	31.293	28.594
19	17:50:28.782	1:39.267	36.226	33.666	29.375	p9	16:12:59.492	1:39.757	35.257	31.693	
20	17:52:07.183	1:38.401	36.708	31.241	30.452	(860) WOLFSGRUBER Klaus					
21	17:53:44.245	1:37.062	36.147	31.534	29.381	1	11:04:06.826	1:36.056	35.623	31.260	29.173
22	17:55:26.076	1:41.831	36.214	33.281	32.336	2	11:05:42.090	1:35.264	35.472	30.959	28.833
p23	17:57:02.657	1:36.581	34.838	31.316		3	11:07:17.283	1:35.193	35.008	31.566	28.619
(929) BOUJATOYOU Toufik						4	11:08:54.855	1:37.572	35.168	33.066	29.338
1	11:10:32.387	1:39.156	37.184	32.653	29.319	p5	11:10:32.130	1:37.275	35.071	30.965	
2	11:12:09.700	1:37.313	36.657	31.917	28.739	p6	12:44:11.926	1:33:39.796		40.946	
p3	11:13:54.137	1:44.437	37.345	32.147		7	15:42:35.236	1:58:23.310		37.092	33.003

DREIER RACING 2024 - COG - ROUND 3


12.06.2024.

Grobnik 4,168 km

Practice

12.6.2024. 09:00

Practice started at 9:00:00



Lap	Time of Day	Lap Tm	S1 Tm	S2 Tm	S3 Tm
8	15:44:29.847	1:54.611	40.397	37.984	36.230
9	15:46:25.731	1:55.884	42.418	38.649	34.817
10	15:48:13.536	1:47.805	40.392	35.607	31.806
p11	15:50:04.809	1:51.273	39.056	35.154	
12	16:02:10.885	12:06.076		32.853	29.556
13	16:03:48.623	1:37.738	35.857	32.620	29.261
14	16:05:25.269	1:36.646	35.857	31.740	29.049
15	16:07:02.551	1:37.282	35.857	32.106	29.319
16	16:08:38.782	1:36.231	35.631	31.602	28.998
17	16:10:15.597	1:36.815	35.615	32.066	29.134
18	16:11:52.166	1:36.569	35.903	31.658	29.008
19	16:13:28.225	1:36.059	35.279	31.639	29.141
20	16:15:04.385	1:36.160	35.471	31.637	29.052
p21	16:16:43.761	1:39.376	35.513	31.935	
22	16:43:21.539	26:37.778		37.327	34.180
23	16:45:11.364	1:49.825	39.187	37.230	33.408
24	16:47:00.933	1:49.569	38.520	37.182	33.867
p25	16:48:54.133	1:53.200	40.451	35.560	
26	17:38:31.481	49:37.348		32.325	29.413
27	17:40:10.657	1:39.176	36.902	31.702	30.572
28	17:41:47.819	1:37.162	35.988	32.042	29.132
29	17:43:25.291	1:37.472	35.757	32.626	29.089
30	17:45:02.693	1:37.402	35.644	32.344	29.414
31	17:46:39.382	1:36.689	35.861	31.728	29.100
32	17:48:17.403	1:38.021	35.736	31.732	30.553
33	17:49:54.062	1:36.659	35.748	31.404	29.507
34	17:51:30.927	1:36.865	36.244	31.245	29.376
35	17:53:08.168	1:37.241	36.298	31.661	29.282
36	17:54:44.273	1:36.105	35.449	31.529	29.127
37	17:56:20.684	1:36.411	35.623	31.554	29.234
38	17:57:57.644	1:36.960	35.536	32.413	29.011
p39	17:59:37.672	1:40.028	35.418	31.583	

Lap	Time of Day	Lap Tm	S1 Tm	S2 Tm	S3 Tm
28	17:47:10.144	1:36.708	35.335	32.374	28.999
29	17:48:49.427	1:39.283	37.005	32.673	29.605
30	17:50:29.069	1:39.642	36.500	33.746	29.396
31	17:52:08.428	1:39.359	37.159	31.972	30.228
32	17:53:44.905	1:36.477	35.440	31.909	29.128
p33	17:55:30.772	1:45.867	35.264	33.428	
(307) BRZOSKA Daniel					
1	11:05:24.057	1:40.795	38.526	32.775	29.494
2	11:07:02.412	1:38.355	36.722	32.654	28.979
3	11:08:41.039	1:38.627	36.241	32.529	29.857
4	11:10:18.348	1:37.309	36.282	31.735	29.292
5	11:11:55.475	1:37.127	36.241	32.156	28.730
p6	11:13:39.840	1:44.365	36.795	32.188	
7	12:44:44.235	:31:04.395		34.454	30.528
8	12:46:27.709	1:43.474	38.116	33.330	32.028
9	12:48:08.165	1:40.456	37.597	33.192	29.667
10	12:49:48.196	1:40.031	37.878	32.803	29.350
11	12:51:31.400	1:43.204	37.065	35.434	30.705
12	12:53:14.901	1:43.501	37.828	35.427	30.246
13	12:54:56.261	1:41.360	37.797	34.204	29.359
p14	12:56:40.724	1:44.463	37.600	32.704	
15	16:04:00.598	:07:19.874		33.685	29.239
16	16:05:37.610	1:37.012	36.171	32.176	28.665
17	16:07:13.751	1:36.141	35.736	31.929	28.476
18	16:08:51.029	1:37.278	35.954	32.115	29.209
p19	16:10:36.191	1:45.162	36.913	32.701	
20	17:43:58.057	:33:21.866		32.886	29.369
21	17:45:43.805	1:45.748	38.833	36.043	30.872
22	17:47:24.254	1:40.449	37.810	32.838	29.801
23	17:49:04.946	1:40.692	37.649	33.892	29.151
p24	17:50:51.214	1:46.268	37.764	33.287	

(33) DREIER Keoma					
1	11:05:40.773	1:36.234	35.842	31.892	28.500
2	11:07:18.075	1:37.302	35.903	32.712	28.687
3	11:08:56.035	1:37.960	35.462	33.032	29.466
4	11:10:31.670	1:35.635	35.296	31.915	28.424
p5	11:12:35.964	2:04.294	35.243	32.402	

(265) SERER Murat					
1	12:51:43.970	1:43.953	38.327	36.332	29.294
2	12:53:21.371	1:37.401	36.875	32.087	28.439
3	12:55:00.526	1:39.155	36.457	34.037	28.661
4	12:56:37.101	1:36.575	36.342	31.940	28.293
5	12:58:17.482	1:40.381	37.442	34.054	28.885
p6	12:59:59.558	1:42.076	36.582	31.962	
7	16:04:18.980	:04:19.422		33.629	28.912
8	16:05:57.819	1:38.839	37.009	32.893	28.937
p9	16:07:42.969	1:45.150	38.349	33.603	

(308) KEMP Bill					
1	11:04:33.286	1:38.842	36.430	32.668	29.744
2	11:06:11.808	1:38.522	35.939	32.911	29.672
3	11:07:49.184	1:37.376	35.769	32.173	29.434
4	11:09:29.445	1:40.261	36.170	34.202	29.889
5	11:11:06.318	1:36.873	35.328	32.004	29.541
6	11:12:42.467	1:36.149	35.272	31.679	29.198
p7	11:14:23.398	1:40.931	35.931	32.822	
8	15:10:39.025	:56:15.627		32.732	30.514
9	15:12:16.397	1:37.372	35.679	32.225	29.468
10	15:13:54.644	1:38.247	36.224	32.498	29.525
11	15:15:32.168	1:37.524	35.645	32.316	29.563
12	15:17:08.839	1:36.671	35.411	31.825	29.435
13	15:18:45.099	1:36.260	35.289	31.736	29.235
p14	15:20:25.889	1:40.790	35.564	31.694	
15	16:03:02.477	42:36.588		34.163	35.288
16	16:04:42.980	1:40.503	36.868	33.097	30.538
17	16:06:20.253	1:37.273	35.573	32.151	29.549
18	16:07:58.542	1:38.289	36.190	32.508	29.591
19	16:09:35.385	1:36.843	35.417	32.163	29.263
20	16:11:11.302	1:35.917	35.145	31.695	29.077
21	16:12:47.186	1:35.884	35.004	31.767	29.113
p22	16:14:26.887	1:39.701	35.368	31.978	
23	17:38:51.194	:24:24.307		33.003	29.878
24	17:40:30.964	1:39.770	37.601	32.566	29.603
25	17:42:13.489	1:42.525	37.357	35.328	29.840
26	17:43:55.254	1:41.765	36.144	34.303	31.318
27	17:45:33.436	1:38.182	36.618	32.165	29.399

(519) DIETRICH Uli					
1	12:48:43.474	1:38.440	37.372	31.660	29.408
2	12:50:22.047	1:38.573	36.509	33.117	28.947
p3	12:52:05.362	1:43.315	37.565	33.087	
4	16:03:47.742	:11:42.380		35.243	29.745
5	16:05:28.975	1:41.233	38.022	33.810	29.401
6	16:07:08.809	1:39.834	36.820	33.497	29.517
7	16:08:48.605	1:39.796	37.227	33.058	29.511
8	16:10:29.656	1:41.051	37.615	33.697	29.739
9	16:12:07.807	1:38.151	36.576	32.910	28.665
10	16:13:46.606	1:38.799	37.114	33.340	28.345
11	16:15:23.212	1:36.606	35.955	32.443	28.208
p12	16:17:07.673	1:44.461	35.934	32.763	
13	17:40:24.878	:23:17.205		34.531	30.501
14	17:42:05.917	1:41.039	37.515	33.219	30.305
15	17:43:52.765	1:46.848	40.407	36.151	30.290
16	17:45:30.542	1:37.777	36.733	32.654	28.390
17	17:47:09.102	1:38.560	37.518	32.774	28.268
p18	17:48:57.641	1:48.539	40.279	33.506	
p19	17:51:21.670	2:24.029		41.421	
20	17:55:12.528	3:50.858		34.393	29.503
21	17:56:51.367	1:38.839	36.476	33.515	28.848
p22	17:58:36.193	1:44.826	37.725	32.866	

DREIER RACING 2024 - COG - ROUND 3

12.06.2024.

Grobnik 4,168 km

Practice

12.6.2024. 09:00

Practice started at 9:00:00

Lap	Time of Day	Lap Tm	S1 Tm	S2 Tm	S3 Tm
(171) 171@RR-Schmiede					
1	12:52:40.638	1:37.407	36.219	32.001	29.187
2	12:54:17.566	1:36.928	36.578	31.851	28.499
3	12:55:56.079	1:38.513	35.575	32.806	30.132
p4	12:57:37.220	1:41.141	35.771	33.095	

Lap	Time of Day	Lap Tm	S1 Tm	S2 Tm	S3 Tm
(117) EHRENBERGER Claus					
1	12:47:14.107	1:37.037	36.451	32.341	28.245
p2	12:48:54.925	1:40.818	35.560	32.907	

Lap	Time of Day	Lap Tm	S1 Tm	S2 Tm	S3 Tm
(915) SCHULZE Max					
1	11:09:49.359	1:42.002	37.760	33.964	30.278
2	11:11:30.908	1:41.549	37.543	34.118	29.888
3	11:13:11.781	1:40.873	37.491	33.725	29.657
p4	11:15:00.667	1:48.886	37.479	33.572	
5	12:42:47.534	1:27:46.867		42.192	34.749
6	12:44:40.082	1:52.548	40.949	37.651	33.948
7	12:46:28.984	1:48.902	39.246	35.847	33.809
8	12:48:18.426	1:49.442	39.631	36.495	33.316
9	12:50:15.829	1:57.403	46.513	36.735	34.155
10	12:52:04.711	1:48.882	39.380	36.097	33.405
11	12:53:52.677	1:47.966	39.188	35.536	33.242
12	12:55:39.993	1:47.316	38.518	36.471	32.327
13	12:57:26.057	1:46.064	39.605	36.143	30.316
p14	12:59:15.676	1:49.619	37.109	32.860	
15	16:04:21.388	1:05:05.712		34.085	29.298
16	16:05:59.729	1:38.341	36.495	32.927	28.919
17	16:07:41.132	1:41.403	37.295	34.680	29.428
18	16:09:20.283	1:39.151	37.257	32.905	28.989
19	16:10:57.460	1:37.177	36.142	32.466	28.569
20	16:12:35.632	1:38.172	36.726	32.776	28.670
21	16:14:12.856	1:37.224	36.243	32.359	28.622
p22	16:15:59.350	1:46.494	37.753	34.573	
23	17:41:21.384	1:25:22.034		35.022	31.287
24	17:43:02.364	1:40.980	37.874	33.753	29.353
25	17:44:43.582	1:41.218	38.143	33.291	29.784
26	17:46:24.655	1:41.073	37.690	33.446	29.937
27	17:48:11.920	1:47.265	41.792	36.557	28.916
28	17:49:53.890	1:41.970	37.764	34.762	29.444
29	17:51:40.108	1:46.218	40.547	34.127	31.544
30	17:53:20.281	1:40.173	39.181	32.264	28.728
31	17:55:03.090	1:42.809	36.864	34.026	31.919
32	17:56:44.762	1:41.672	40.162	32.802	28.708
p33	17:58:26.928	1:42.166	36.467	32.444	

Lap	Time of Day	Lap Tm	S1 Tm	S2 Tm	S3 Tm
(315) DALMIS Denis					
1	11:06:06.595	1:40.836	37.194	33.626	30.016
2	11:07:47.103	1:40.508	37.070	33.266	30.172
3	11:09:30.099	1:42.996	38.141	34.014	30.841
4	11:11:13.017	1:42.918	38.840	33.704	30.374
p5	11:12:58.302	1:45.285	37.173	33.069	
6	11:15:17.787	2:19.485		35.922	
7	12:42:02.670	1:26:44.883		37.087	31.656
8	12:43:51.792	1:49.122	40.500	36.645	31.977
9	12:45:32.848	1:41.056	37.842	33.477	29.737
10	12:47:22.681	1:49.833	41.328	38.716	29.789
11	12:49:05.191	1:42.510	39.041	33.832	29.637
12	12:50:50.209	1:45.018	39.202	35.803	30.013
13	12:52:29.424	1:39.215	37.215	32.672	29.328
p14	12:54:18.205	1:48.781	37.199	33.174	
15	12:56:25.831	2:07.626		33.297	29.312
16	12:58:03.534	1:37.703	36.021	32.566	29.116
p17	12:59:46.570	1:43.036	36.212	32.344	
18	16:03:37.484	1:03:50.914		34.795	30.883
19	16:05:16.996	1:39.512	36.669	33.460	29.383
p20	16:06:59.920	1:42.924	35.975	32.472	
21	16:10:19.103	3:19.183		32.545	29.199
22	16:11:56.708	1:37.605	36.053	32.668	28.884

Lap	Time of Day	Lap Tm	S1 Tm	S2 Tm	S3 Tm
23	16:13:36.119	1:39.411	36.701	33.524	29.186
24	16:15:13.402	1:37.283	36.038	32.259	28.986
p25	16:16:55.684	1:42.282	35.738	32.155	

Lap	Time of Day	Lap Tm	S1 Tm	S2 Tm	S3 Tm
(44) JUNKER Jessica					
1	16:05:30.351	1:40.115	37.494	32.511	30.110
2	16:07:09.709	1:39.358	36.395	32.925	30.038
3	16:08:49.391	1:39.682	36.610	32.973	30.099
4	16:10:28.817	1:39.426	36.296	33.483	29.647
5	16:12:06.833	1:38.016	36.120	32.288	29.608
6	16:13:44.149	1:37.316	35.905	31.745	29.666
7	16:15:21.988	1:37.839	35.951	32.232	29.656
p8	16:17:06.853	1:44.865	36.433	32.891	
9	16:44:01.901	26:55.048		39.111	34.186
10	16:45:57.877	1:55.976	43.974	37.860	34.142
11	16:47:57.312	1:59.435	40.770	36.783	41.882
p12	16:50:04.742	2:07.430	46.120	40.118	
13	16:52:16.884	2:12.142		36.917	33.341
14	16:54:04.301	1:47.417	40.928	34.713	31.776
15	16:55:50.814	1:46.513	41.153	34.486	30.874
p16	16:57:53.226	2:02.412	40.481	37.875	
17	17:40:21.944	42:28.718		33.795	30.718
18	17:42:02.024	1:40.080	36.551	33.502	30.027
19	17:43:41.513	1:39.489	36.606	33.328	29.555
20	17:45:19.726	1:38.213	36.455	31.968	29.790
21	17:46:59.259	1:39.533	36.879	32.965	29.689
p22	17:48:47.818	1:48.559	37.360	35.956	
p23	17:51:09.064	2:21.246		35.269	

Lap	Time of Day	Lap Tm	S1 Tm	S2 Tm	S3 Tm
(G64) KERSTEIN Robert					
1	11:05:22.271	1:40.320	37.834	32.685	29.801
2	11:06:59.587	1:37.316	36.085	32.307	28.924
3	11:08:40.213	1:40.626	35.735	35.086	29.805
4	11:10:18.163	1:37.950	35.909	32.349	29.692
5	11:11:56.102	1:37.939	36.019	32.411	29.509
6	11:13:34.870	1:38.768	36.761	32.512	29.495
p7	11:15:23.236	1:48.366	36.743	33.345	
8	15:05:18.081	1:49:54.845		33.548	29.833
9	15:06:57.916	1:39.835	36.973	33.339	29.523
10	15:08:37.665	1:39.749	36.916	33.237	29.596
11	15:10:16.717	1:39.052	36.866	32.891	29.295
12	15:11:56.221	1:39.504	36.318	33.353	29.833
13	15:13:35.233	1:39.012	36.678	32.943	29.391
p14	15:15:22.862	1:47.629	35.996	33.378	
15	16:08:48.365	53:25.503		34.135	30.014
p16	16:10:35.215	1:46.850	37.091	33.443	

Lap	Time of Day	Lap Tm	S1 Tm	S2 Tm	S3 Tm
(178) MONSELLATO Mario					
1	11:09:49.024	1:42.584	38.264	34.169	30.151
2	11:11:30.649	1:41.625	37.653	33.821	30.151
3	11:13:11.284	1:40.635	37.425	33.719	29.491
p4	11:14:58.581	1:47.297	37.657	33.557	
5	12:42:47.277	1:27:48.696		40.274	32.923
6	12:44:27.387	1:40.110	37.693	33.357	29.060
7	12:46:07.571	1:40.184	37.877	33.311	28.996
8	12:47:45.719	1:38.148	36.578	32.992	28.578
9	12:49:26.047	1:40.328	37.351	34.041	28.936
10	12:51:03.813	1:37.766	36.824	32.717	28.225
11	12:52:41.774	1:37.961	36.772	32.573	28.616
12	12:54:19.113	1:37.339	36.211	32.431	28.697
13	12:55:57.702	1:38.589	36.396	32.675	29.518
14	12:57:37.574	1:39.872	38.390	32.729	28.753
p15	12:59:23.765	1:46.191	37.254	33.623	
16	16:04:21.067	1:04:57.302		34.168	29.324
17	16:05:59.316	1:38.249	36.501	32.954	28.794
18	16:07:40.883	1:41.567	37.559	34.564	29.444
19	16:09:19.730	1:38.847	37.065	33.087	28.695
20	16:10:57.057	1:37.327	36.367	32.462	28.498

DREIER RACING 2024 - COG - ROUND 3


12.06.2024.

Grobnik 4,168 km

Practice

12.6.2024. 09:00

Practice started at 9:00:00



Lap	Time of Day	Lap Tm	S1 Tm	S2 Tm	S3 Tm
21	6:12:35.209	1:38.152	36.854	32.726	28.572
22	6:14:12.575	1:37.366	36.255	32.541	28.570
p23	6:15:57.505	1:44.930	36.011	32.439	
24	7:41:21.123	1:25:23.618		35.467	31.254
25	7:43:01.559	1:40.436	37.617	33.485	29.334
26	7:44:41.609	1:40.050	37.800	33.177	29.073
27	7:46:24.613	1:43.004	36.738	33.739	32.527
28	7:48:11.328	1:46.715	41.489	35.720	29.506
29	7:49:53.688	1:42.360	38.059	34.129	30.172
30	7:51:39.815	1:46.127	40.214	34.514	31.399
31	7:53:19.484	1:39.669	37.109	33.383	29.177
32	7:55:02.013	1:42.529	36.883	34.656	30.990
33	7:56:41.648	1:39.635	36.790	34.017	28.828
p34	7:58:25.814	1:44.166	37.405	32.790	
(481) GLUNZ Christoph					
1	11:05:33.950	1:45.105	39.346	34.114	31.645
2	11:07:13.651	1:39.701	36.408	33.576	29.717
3	11:08:57.428	1:43.777	36.790	35.715	31.272
4	11:10:41.002	1:43.574	38.211	35.240	30.123
5	11:12:21.866	1:40.864	38.179	32.501	30.184
6	11:14:01.092	1:39.226	38.117	32.047	29.062
p7	11:15:43.453	1:42.361	37.807	32.969	
8	6:02:52.629	1:47:09.176		34.046	30.093
9	6:04:32.579	1:39.950	37.072	32.717	30.161
10	6:06:10.004	1:37.425	36.085	32.276	29.064
p11	6:07:52.015	1:42.011	36.944	32.758	
(11) MARQUARD Timo					
1	12:45:32.804	1:40.407	37.311	33.526	29.570
2	12:47:10.832	1:38.028	36.232	32.567	29.229
3	12:48:51.257	1:40.425	37.375	33.974	29.076
p4	12:50:36.359	1:45.102	37.367	34.332	
5	6:11:04.723	1:20:28.364		33.460	29.688
6	6:12:44.105	1:39.382	36.604	32.803	29.755
7	6:14:23.510	1:39.405	36.952	32.894	29.559
p8	6:16:09.269	1:45.759	37.286	33.053	
9	7:48:53.064	1:32:43.795		33.224	28.652
10	7:50:34.395	1:41.331	37.947	33.833	29.551
11	7:52:20.394	1:45.999	37.027	36.611	32.361
12	7:54:04.160	1:43.766	38.728	35.332	29.160
13	7:55:42.084	1:37.924	36.372	32.533	29.019
14	7:57:22.681	1:40.597	37.503	33.044	30.050
p15	7:59:11.900	1:49.219	38.061	33.457	
(685) RATH Markus					
1	11:04:54.847	1:39.410	37.060	32.181	30.169
p2	11:06:36.814	1:41.967	36.967	32.246	
p3	11:09:30.743	2:53.929		33.762	
4	12:41:11.899	1:31:41.156		33.474	30.560
5	12:42:54.997	1:43.098	40.098	32.768	30.232
p6	12:44:46.505	1:51.508	40.365	33.844	
7	12:47:05.132	2:18.627		33.747	32.672
8	12:48:50.326	1:45.194	39.435	34.143	31.616
p9	12:50:34.362	1:44.036	37.758	34.317	
10	15:08:34.843	1:18:00.481		33.622	30.310
11	15:10:12.798	1:37.955	36.266	32.379	29.310
p12	15:11:53.400	1:40.602	36.207	32.547	
13	6:05:15.082	53:21.682		33.768	30.333
14	6:06:53.839	1:38.757	36.866	32.289	29.602
15	6:08:34.664	1:40.825	36.915	33.797	30.113
16	6:10:15.403	1:40.739	37.340	33.419	29.980
p17	6:11:57.426	1:42.023	37.021	32.467	
(156) SCHURR Jürgen					
1	11:05:12.505	1:40.926	37.673	33.390	29.863
2	11:06:52.668	1:40.163	37.114	33.351	29.698
3	11:08:34.151	1:41.483	36.877	33.051	31.555

Lap	Time of Day	Lap Tm	S1 Tm	S2 Tm	S3 Tm
4	11:10:13.714	1:39.563	37.508	33.112	28.943
5	11:11:51.731	1:38.017	36.401	32.515	29.101
6	11:13:31.670	1:39.939	37.370	32.880	29.689
p7	11:15:15.869	1:44.199	36.555	33.105	
8	12:42:53.597	1:27:37.728		35.551	30.749
9	12:44:40.916	1:47.319	39.999	34.829	32.491
10	12:46:27.607	1:46.691	39.564	34.786	32.341
11	12:48:08.107	1:40.500	37.500	33.273	29.727
12	12:49:47.895	1:39.788	37.621	32.931	29.236
13	12:51:29.383	1:41.488	37.143	34.443	29.902
14	12:53:14.760	1:45.377	39.255	35.030	31.092
15	12:54:55.792	1:41.032	37.754	34.173	29.105
p16	12:56:37.190	1:41.398	36.793	32.767	
17	6:23:14.522	1:26:37.332		34.597	31.418
18	6:24:59.112	1:44.590	39.411	35.663	29.516
19	6:26:41.431	1:42.319	36.904	34.260	31.155
20	6:28:23.379	1:41.948	36.765	34.845	30.338
21	6:30:03.964	1:40.585	36.973	33.742	29.870
22	6:31:48.618	1:44.654	39.924	32.997	31.733
p23	6:33:32.346	1:43.728	38.080	33.464	
24	6:35:16.062	1:09:25.256		34.135	29.537
25	6:37:00.932	1:40.330	36.604	34.346	29.380
26	6:38:45.074	1:42.242	36.665	36.059	29.518
27	6:40:30.456	1:43.282	37.730	34.115	31.437
28	6:42:15.118	1:41.662	38.475	33.672	29.515
29	6:44:00.978	1:43.860	37.429	36.295	30.136
30	6:45:46.771	1:40.793	36.754	33.556	30.483
31	6:47:32.624	1:41.094	37.499	34.349	29.246
p32	6:49:18.274	1:41.409	36.616	32.882	
(199) STRAß Noah					
1	11:24:04.612	1:44.353	38.062	35.252	31.039
2	11:25:48.231	1:43.619	38.208	34.182	31.229
p3	11:27:32.221	2:00.990	44.788	38.484	
4	12:52:09.491	1:24:20.270		36.637	30.956
5	12:53:51.485	1:41.994	37.958	34.112	29.924
6	12:55:32.069	1:40.584	37.335	33.724	29.525
7	12:57:11.529	1:39.460	36.766	33.240	29.454
p8	12:58:57.935	1:46.406	36.818	33.420	
9	15:23:42.629	1:24:44.694		34.903	29.917
10	15:25:22.974	1:40.345	36.580	33.896	29.869
11	15:27:03.153	1:40.179	36.758	33.949	29.472
12	15:28:43.304	1:40.151	36.862	33.414	29.875
13	15:30:23.709	1:40.405	36.786	33.589	30.030
14	15:32:03.254	1:39.545	36.695	33.298	29.552
15	15:33:42.810	1:39.556	37.024	33.010	29.522
16	15:35:22.523	1:39.713	36.904	33.292	29.517
17	15:37:02.328	1:39.805	36.690	33.486	29.629
p18	15:38:57.794	1:55.466	37.295	33.907	
19	16:22:54.008	43:56.214		34.513	31.527
20	16:24:36.798	1:42.790	38.707	34.190	29.893
21	16:26:16.779	1:39.981	37.218	33.367	29.396
22	16:27:56.135	1:39.356	36.748	33.113	29.495
23	16:29:36.214	1:40.079	37.078	33.412	29.589
24	16:31:15.564	1:39.350	36.688	33.008	29.654
25	16:32:56.301	1:40.737	36.981	33.501	30.255
26	16:34:36.559	1:40.258	37.351	33.223	29.684
p27	16:36:21.002	1:44.443	37.041	33.731	
28	17:41:30.589	1:05:09.587		36.010	30.685
29	17:43:13.486	1:42.897	37.877	35.225	29.795
30	17:44:54.310	1:40.824	36.872	32.679	31.273
31	17:46:32.873	1:38.563	37.243	32.447	28.873
p32	17:48:17.869	1:44.996	36.847	34.859	
(38) LEDERMANN Patrick					
1	11:05:07.867	1:39.129	36.691	32.284	30.154
2	11:06:47.079	1:39.212	36.811	32.375	30.026
3	11:08:26.265	1:39.186	36.692	32.333	30.161

DREIER RACING 2024 - COG - ROUND 3

12.06.2024.

Grobnik 4,168 km

Practice

12.6.2024. 09:00

Practice started at 9:00:00

Lap	Time of Day	Lap Tm	S1 Tm	S2 Tm	S3 Tm	Lap	Time of Day	Lap Tm	S1 Tm	S2 Tm	S3 Tm
p4	11:10:10.131	1:43.866	37.109	33.096		12	11:27:12.492	1:41.078	37.580	33.323	30.175
(330) ANTONOVIC Marko						13	11:28:53.446	1:40.954	37.605	33.695	29.654
p1	11:11:55.392	1:48.372	38.354	33.561		14	11:30:35.057	1:41.611	37.174	35.047	29.390
2	12:45:39.171	1:33:43.779		33.534	30.089	15	11:32:14.601	1:39.544	37.194	32.587	29.763
3	12:47:22.365	1:43.194	38.173	34.640	30.381	p16	11:34:13.003	1:58.402	39.643	37.954	
4	12:49:03.419	1:41.054	38.727	32.435	29.892	p17	11:36:51.498	2:38.495		34.693	
5	12:50:42.640	1:39.221	38.034	31.480	29.707	18	15:21:52.155	1:45:00.657		35.068	30.342
6	12:52:22.534	1:39.894	39.379	32.234	28.281	19	15:23:33.944	1:41.789	37.881	34.061	29.847
p7	12:54:06.584	1:44.050	36.460	35.928		20	15:25:15.575	1:41.631	37.652	33.596	30.383
8	15:04:44.900	1:10:38.316		35.402	31.688	21	15:26:57.202	1:41.627	38.329	34.325	28.973
9	15:06:29.154	1:44.254	38.510	34.389	31.355	22	15:28:39.485	1:42.283	38.076	33.978	30.229
10	15:08:12.516	1:43.362	37.785	34.423	31.154	23	15:30:20.488	1:41.003	37.441	33.755	29.807
11	15:09:53.844	1:41.328	37.496	33.735	30.097	24	15:32:01.754	1:41.266	37.395	34.329	29.542
p12	15:11:35.707	1:41.863	36.348	31.482		25	15:33:42.258	1:40.504	36.832	33.865	29.807
13	17:48:32.363	1:36:56.656		31.949	29.801	26	15:35:21.737	1:39.479	37.160	33.014	29.305
14	17:50:11.829	1:39.466	37.662	32.046	29.758	27	15:37:01.883	1:40.146	37.122	33.479	29.545
15	17:51:53.537	1:41.708	37.617	31.793	32.298	p28	15:38:58.581	1:56.698	37.342	33.497	
16	17:53:33.679	1:40.142	36.801	33.349	29.992	29	16:38:28.738	44:30.157		36.532	31.625
17	17:55:14.144	1:40.465	36.345	33.124	30.996	30	16:25:09.789	1:41.051	37.848	33.521	29.682
p18	17:56:58.066	1:43.922	35.506	33.303		31	16:26:49.811	1:40.022	37.319	33.398	29.305
(145) MUMM Thomas						32	16:28:31.315	1:41.504	38.256	33.299	29.949
1	11:10:42.400	1:45.161	38.834	35.231	31.096	33	16:30:11.916	1:40.601	37.545	33.480	29.576
2	11:12:23.639	1:41.239	37.582	33.056	30.601	34	16:31:52.967	1:41.051	38.002	33.435	29.614
3	11:14:05.788	1:42.149	37.517	33.416	31.216	p35	16:33:42.404	1:49.437	37.801	34.006	
p4	11:16:10.038	2:04.250	42.002	38.032		36	17:42:58.122	1:09:15.718		34.536	30.315
5	12:41:37.287	1:25:27.249		37.303	33.008	37	17:44:38.483	1:40.361	37.518	33.558	29.285
6	12:43:21.944	1:44.657	38.618	34.990	31.049	38	17:46:21.680	1:43.197	37.670	35.536	29.991
7	12:45:02.907	1:40.963	37.565	32.896	30.502	39	17:48:06.147	1:44.467	37.474	37.266	29.727
8	12:46:45.224	1:42.317	37.044	34.627	30.646	40	17:49:50.313	1:44.166	38.423	35.769	29.974
9	12:48:25.195	1:39.971	36.902	32.644	30.425	41	17:51:31.137	1:40.824	37.338	33.724	29.762
p10	12:50:23.791	1:58.596	43.679	38.111		42	17:53:13.200	1:42.063	37.421	34.888	29.754
11	16:03:36.534	1:13:12.743		34.316	31.301	43	17:54:55.187	1:41.987	37.622	34.835	29.530
12	16:05:17.788	1:41.254	37.330	33.398	30.526	44	17:56:36.311	1:41.124	37.322	33.903	29.899
13	16:06:57.576	1:39.788	36.557	33.128	30.103	45	17:58:18.710	1:42.399	37.601	33.850	30.948
14	16:08:37.527	1:39.951	36.896	33.059	29.996	p46	18:00:12.425	1:53.715	37.543	33.649	
15	16:10:16.886	1:39.359	36.555	33.079	29.725	(614) CHAIBI Omar					
16	16:11:56.514	1:39.628	36.328	33.253	30.047	1	11:10:45.409	1:49.537	39.487	35.682	34.368
17	16:13:38.015	1:41.501	37.335	34.125	30.041	2	11:12:36.403	1:50.994	39.918	36.750	34.326
18	16:15:17.714	1:39.699	36.670	32.998	30.031	p3	11:14:42.430	2:06.027	40.773	39.088	
p19	16:17:05.302	1:47.588	36.728	32.991		4	12:42:15.932	1:27:33.502		34.769	32.117
(14) KRIEG Lorena						5	12:44:00.849	1:44.917	38.576	34.893	31.448
1	11:11:40.080	1:40.792	36.827	33.676	30.289	6	12:45:50.978	1:50.129	41.639	36.538	31.952
2	16:11:04.548	1:59:24.468	58:21.258	33.580	29.630	7	12:47:32.798	1:41.820	38.080	33.769	29.971
3	16:12:44.006	1:39.458	36.529	32.935	29.994	8	12:49:14.159	1:41.361	37.692	33.811	29.858
4	16:14:23.374	1:39.368	36.532	33.178	29.658	9	12:50:55.528	1:41.369	37.555	33.059	30.755
p5	16:16:11.597	1:48.223	36.439	33.902		p10	12:52:46.837	1:51.309	37.487	33.441	
6	17:48:58.318	1:32:46.721		33.791	30.682	11	15:04:45.163	1:11:58.326		34.730	31.654
7	17:50:38.714	1:40.396	37.034	33.561	29.801	12	15:06:28.808	1:43.645	38.588	34.199	30.858
8	17:52:21.851	1:43.137	37.127	33.923	32.087	13	15:08:10.988	1:42.180	37.949	34.201	30.030
9	17:54:06.156	1:44.305	38.323	34.875	31.107	14	15:09:50.616	1:39.628	36.169	33.562	29.897
10	17:55:47.687	1:41.531	37.278	33.856	30.397	15	15:11:30.994	1:40.378	36.682	33.516	30.180
p11	17:57:31.493	1:43.806	37.026	33.667		p16	15:13:22.816	1:51.822	37.342	35.165	
(10) GÜNTNER Andreas						17	16:03:30.398	50:07.582		33.765	30.236
1	10:24:44.211	1:54.619	44.778	37.195	32.646	18	16:05:11.245	1:40.847	37.366	33.480	30.001
2	10:26:30.852	1:46.641	40.656	35.097	30.888	19	16:06:52.888	1:41.643	37.296	34.011	30.336
3	10:28:14.731	1:43.879	38.463	34.568	30.848	20	16:08:34.278	1:41.390	37.518	33.712	30.160
4	10:29:56.470	1:41.739	37.767	33.890	30.082	21	16:10:15.843	1:41.565	37.477	33.333	30.755
p5	10:31:55.918	1:59.448	39.513	37.756		22	16:11:55.706	1:39.863	37.093	32.981	29.789
6	10:34:59.644	3:03.726		33.728	30.751	23	16:13:37.620	1:41.914	37.646	34.227	30.041
7	10:36:39.861	1:40.217	37.360	33.223	29.634	p24	16:15:44.460	2:06.840	40.199	42.980	
p8	10:38:25.695	1:45.834	37.565	33.653		25	17:43:57.126	1:28:12.666		33.794	30.419
9	11:22:03.963	43:38.268		35.847	30.496	26	17:45:42.826	1:45.700	39.154	36.107	30.439
10	11:23:48.127	1:44.164	38.344	35.283	30.537	27	17:47:24.164	1:41.338	37.638	33.553	30.147
11	11:25:31.414	1:43.287	39.903	33.587	29.797	28	17:49:05.961	1:41.797	37.595	33.875	30.327
						29	17:50:47.436	1:41.475	37.483	33.551	30.441
						p30	17:52:37.690	1:50.254	38.822	33.938	

DREIER RACING 2024 - COG - ROUND 3


12.06.2024.

Grobnik 4,168 km

Practice

12.6.2024. 09:00

Practice started at 9:00:00



Lap	Time of Day	Lap Tm	S1 Tm	S2 Tm	S3 Tm	Lap	Time of Day	Lap Tm	S1 Tm	S2 Tm	S3 Tm
(973) LJASCHKO Boris						8	16:07:24.512	1:40.579	37.421	33.852	29.306
1	11:06:00.373	1:45.162	39.530	34.895	30.737	9	16:09:04.559	1:40.047	37.161	33.388	29.498
2	11:07:45.692	1:45.319	39.114	35.066	31.139	p10	16:10:47.989	1:43.430	37.577	33.246	
3	11:09:29.698	1:44.006	39.335	34.053	30.618	11	17:40:11.603	..:29:23.614		38.691	35.425
4	11:11:12.552	1:42.854	39.018	33.644	30.192	12	17:42:04.554	1:52.951	42.897	36.965	33.089
5	11:12:52.181	1:39.629	36.874	33.129	29.626	13	17:43:54.419	1:49.865	41.315	36.248	32.302
p6	11:14:50.398	1:58.217	41.922	36.776		14	17:45:45.359	1:50.940	41.167	36.535	33.238
(591) REINHOLD Philipp						15	17:47:35.806	1:50.447	40.798	36.141	33.508
1	11:25:05.508	1:44.110	38.391	34.211	31.508	p16	17:49:33.949	1:58.143	42.114	36.487	
2	11:26:47.095	1:41.587	38.617	32.570	30.400	(222) WOPFNER Georg					
3	11:28:29.899	1:42.804	36.935	34.200	31.669	1	11:05:31.959	1:42.780	38.680	34.154	29.946
p4	11:30:17.291	1:47.392	38.670	34.900		2	11:07:12.013	1:40.054	37.303	33.313	29.438
p5	11:32:31.273	2:13.982		32.802		3	11:08:57.252	1:45.239	37.383	36.542	31.314
6	15:29:37.071	1:57:05.798	35.611		31.837	4	11:10:40.549	1:43.297	38.268	35.253	29.776
7	15:31:24.994	1:47.923	41.107	36.234	30.582	5	11:12:21.206	1:40.657	38.212	32.677	29.768
8	15:33:06.825	1:41.831	36.970	33.869	30.992	p6	11:14:08.102	1:46.896	39.426	33.390	
9	15:34:50.545	1:43.720	38.262	34.177	31.281	7	17:39:45.204	1:25:37.102		37.532	32.831
10	15:36:34.516	1:43.971	38.621	33.835	31.515	8	17:41:33.894	1:48.690	39.452	36.807	32.431
11	15:38:18.879	1:44.363	38.061	34.773	31.529	9	17:43:20.725	1:46.831	39.237	35.572	32.022
p12	15:40:07.404	1:48.525	38.485	34.409		10	17:45:06.627	1:45.902	38.581	35.413	31.908
13	16:26:07.965	46:00.561		35.053	32.257	11	17:46:55.456	1:48.829	40.189	36.312	32.328
14	16:27:55.806	1:47.841	40.561	35.571	31.709	12	17:48:44.733	1:49.277	39.883	35.669	33.725
15	16:29:37.869	1:42.063	36.701	33.689	31.673	p13	17:50:34.207	1:49.474	40.203	34.499	
16	16:31:18.084	1:40.215	36.354	32.591	31.270	(97) GEHM Fabian					
17	16:33:01.333	1:43.249	39.022	34.131	30.096	1	11:24:12.586	1:46.052	39.800	34.453	31.799
p18	16:34:45.192	1:43.859	36.455	33.086		2	11:26:00.771	1:48.185	38.880	37.042	32.263
19	17:46:55.427	1:12:10.235		36.221	32.606	3	11:27:48.138	1:47.367	39.959	35.201	32.207
20	17:48:44.723	1:49.296	40.277	35.738	33.281	4	11:29:34.414	1:46.276	39.108	35.639	31.529
21	17:50:30.129	1:45.406	39.368	34.893	31.145	5	11:31:21.240	1:46.826	38.944	35.043	32.839
22	17:52:19.941	1:49.812	37.964	39.457	32.391	p6	11:33:11.777	1:50.537	38.702	34.730	
23	17:54:06.409	1:46.468	39.002	35.378	32.088	7	12:43:16.778	1:10:05.001		34.095	32.324
24	17:55:49.812	1:43.403	39.207	33.811	30.385	8	12:45:00.149	1:43.371	38.744	33.811	30.816
25	17:57:29.692	1:39.880	36.369	32.596	30.915	9	12:46:41.542	1:41.393	37.771	32.777	30.845
p26	17:59:19.912	1:50.220	38.612	34.216		10	12:48:24.121	1:42.579	37.281	32.957	32.341
(99) MAVRIN David						11	12:50:17.549	1:53.428	43.835	36.988	32.605
1	11:06:13.297	1:43.295	38.764	33.959	30.572	12	12:52:07.361	1:49.812	42.834	35.725	31.253
2	11:07:54.493	1:41.196	38.065	33.071	30.060	13	12:53:51.314	1:43.953	38.505	34.588	30.860
p3	11:09:39.706	1:45.213	38.232	33.487		14	12:55:33.609	1:42.295	37.265	33.897	31.133
4	12:45:39.013	1:35:59.307		33.685	30.083	15	12:57:13.931	1:40.322	37.408	32.635	30.279
5	12:47:22.179	1:43.166	37.962	34.844	30.360	p16	12:59:01.832	1:47.901	38.199	32.999	
6	12:49:03.269	1:41.090	38.218	33.003	29.869	17	15:26:30.262	1:27:28.430		33.967	32.020
7	12:50:44.289	1:41.020	38.209	32.920	29.891	18	15:28:14.117	1:43.855	37.765	35.045	31.045
8	12:52:27.022	1:42.733	39.265	33.890	29.578	19	15:29:55.168	1:41.051	37.148	33.083	30.820
p9	12:54:16.814	1:49.792	37.531	33.787		20	15:31:35.929	1:40.761	37.057	33.217	30.487
10	12:57:27.649	3:10.835		33.601	30.781	21	15:33:17.626	1:41.697	36.901	33.609	31.187
p11	12:59:17.822	1:50.173	37.174	32.835		22	15:35:08.290	1:50.664	43.001	36.242	31.421
12	15:04:44.666	1:05:26.844		35.426	31.714	23	15:36:48.402	1:40.112	36.702	32.943	30.467
13	15:06:28.335	1:43.669	38.418	34.492	30.759	p24	15:38:38.801	1:50.399	38.351	34.817	
14	15:08:12.146	1:43.811	38.097	34.453	31.261	25	16:23:00.989	44:22.188		34.175	31.961
15	15:09:53.080	1:40.934	37.630	33.401	29.903	26	16:24:45.945	1:44.956	38.857	35.183	30.916
16	15:11:33.117	1:40.037	37.164	32.961	29.912	27	16:26:27.886	1:41.941	37.484	33.646	30.811
p17	15:13:22.939	1:49.822	37.461	33.443		28	16:28:09.835	1:41.949	37.343	33.641	30.965
18	16:10:26.680	57:03.741		33.200	29.957	29	16:29:54.362	1:44.527	38.517	35.291	30.719
19	16:12:07.847	1:41.167	37.769	33.760	29.638	30	16:31:34.495	1:40.133	36.781	32.818	30.534
20	16:13:48.706	1:40.859	37.634	33.068	30.157	31	16:33:20.368	1:45.873	40.540	34.632	30.701
21	16:15:29.179	1:40.473	37.131	33.309	30.033	32	16:35:02.754	1:42.386	37.603	33.671	31.112
p22	16:17:17.789	1:48.610	37.327	33.403		p33	16:36:52.215	1:49.461	39.460	33.513	
(618) REUSCHENBACH Florian						34	17:38:44.305	1:01:52.090		35.992	30.993
1	15:04:54.296	1:41.844	38.381	33.613	29.850	35	17:40:25.827	1:41.522	37.280	33.431	30.811
2	15:06:36.412	1:42.116	38.156	33.856	30.104	36	17:42:08.994	1:43.167	39.810	33.046	30.311
3	15:08:17.466	1:41.054	37.458	33.744	29.852	p37	17:43:59.365	1:50.371	38.276	36.370	
4	15:09:58.800	1:41.334	37.852	33.857	29.625	38	17:46:00.692	2:01.327		33.304	30.827
p5	15:11:44.161	1:45.361	37.477	33.524		39	17:47:41.968	1:41.276	37.159	33.888	30.229
6	16:04:03.691	52:19.530		34.706	29.788	40	17:49:22.939	1:40.971	37.361	33.482	30.128
7	16:05:43.933	1:40.242	37.540	33.403	29.299	41	17:51:09.639	1:46.700	38.376	36.576	31.748
						42	17:52:51.248	1:41.609	37.685	33.486	30.438

DREIER RACING 2024 - COG - ROUND 3


12.06.2024.

Grobnik 4,168 km

Practice

12.6.2024. 09:00

Practice started at 9:00:00



Lap	Time of Day	Lap Tm	S1 Tm	S2 Tm	S3 Tm
43	17:54:32.672	1:41.424	36.546	32.645	32.233
44	17:56:16.788	1:44.116	38.223	35.311	30.582
45	17:58:00.819	1:44.031	37.905	35.617	30.509
p46	17:59:42.986	1:42.167	37.121	33.270	

(600) STRAB Roland

1	12:44:06.976	1:42.902	38.091	33.269	31.542
2	12:45:52.391	1:45.415	37.605	35.691	32.119
3	12:47:33.032	1:40.641	38.803	32.704	29.134
4	12:49:13.257	1:40.225	37.810	33.609	28.806
p5	12:50:56.234	1:42.977	37.386	32.658	
6	17:41:40.573	1:50:44.339		38.298	33.831
7	17:43:28.661	1:48.088	39.930	36.013	32.145
8	17:45:16.966	1:48.305	39.844	35.846	32.615
9	17:47:01.987	1:45.021	38.600	34.722	31.699
10	17:48:46.949	1:44.962	38.566	35.106	31.290
11	17:50:31.973	1:45.024	38.938	34.911	31.175
p12	17:52:23.022	1:51.049	38.704	36.883	

(24) GRAUMANN Klaus

1	11:05:51.946	1:42.377	38.191	33.629	30.557
2	11:07:32.911	1:40.965	37.645	33.475	29.845
3	11:09:15.105	1:42.194	36.855	34.819	30.520
4	11:10:55.399	1:40.294	37.523	33.020	29.751
5	11:12:36.471	1:41.072	37.451	33.787	29.834
6	11:14:17.755	1:41.284	38.235	33.069	29.980
p7	11:16:13.723	1:55.968	39.267	36.688	
p8	17:34:17.261	1:18:03.538			

(26) SCHLEICH Alina

1	11:28:13.340	1:46.626	39.824	34.875	31.927
2	11:29:59.456	1:46.116	39.860	34.466	31.790
3	11:31:44.450	1:44.994	38.626	34.135	32.233
p4	11:33:35.010	1:50.560	39.855	34.674	
5	15:26:14.013	1:52:39.003		34.167	31.779
6	15:27:58.845	1:44.832	38.764	34.843	31.225
7	15:29:39.167	1:40.322	37.011	33.206	30.105
p8	15:31:31.171	1:52.004	39.444	36.414	

(114) DOERN Julius

1	11:24:03.961	1:44.448	38.090	35.838	30.520
2	11:25:47.322	1:43.361	37.413	35.124	30.824
3	11:27:31.163	1:43.841	37.778	35.014	31.049
4	11:29:13.554	1:42.391	37.837	33.696	30.858
5	11:30:57.636	1:44.082	38.318	34.249	31.515
6	11:32:39.958	1:42.322	38.041	33.641	30.640
7	11:34:21.444	1:41.486	37.586	33.577	30.323
p8	11:36:10.461	1:49.017	38.735	34.338	
9	12:42:23.250	1:06:12.789		36.498	31.927
10	12:44:04.395	1:41.145	37.433	33.216	30.496
11	12:45:52.939	1:48.544	39.453	36.429	32.662
12	12:47:37.816	1:44.877	39.588	34.238	31.051
13	12:49:22.417	1:44.601	39.008	34.429	31.164
p14	12:51:10.444	1:48.027	38.633	34.445	
15	16:22:53.906	1:31:43.462		35.965	31.644
16	16:24:36.237	1:42.331	37.967	33.955	30.400
17	16:26:17.216	1:40.979	37.473	33.219	30.287
18	16:27:57.914	1:40.698	37.861	32.785	30.052
19	16:29:39.429	1:41.515	37.946	33.022	30.547
20	16:31:19.853	1:40.424	36.916	33.009	30.499
p21	16:33:13.607	1:53.754	38.957	36.410	
p22	16:35:27.995	2:14.388		32.760	

(42) NIEDERHÖFER Marco

1	12:50:24.912	1:46.419	38.385	36.104	31.930
2	12:52:11.587	1:46.675	38.759	35.395	32.521
3	12:53:53.589	1:42.002	37.978	34.253	29.771
4	12:55:39.528	1:45.939	39.925	35.683	30.331

Lap	Time of Day	Lap Tm	S1 Tm	S2 Tm	S3 Tm
5	12:57:21.164	1:41.636	38.157	34.058	29.421
p6	12:59:10.197	1:49.033	37.618	34.306	
7	15:03:04.612	1:03:54.415		35.126	30.250
8	15:04:46.974	1:42.362	37.754	34.685	29.923
9	15:06:29.531	1:42.557	37.759	34.433	30.365
10	15:08:13.074	1:43.543	38.217	34.674	30.652
11	15:09:55.644	1:42.570	37.971	34.599	30.000
12	15:11:37.751	1:42.107	37.572	34.475	30.060
13	15:13:19.599	1:41.848	37.620	34.168	30.060
p14	15:15:05.907	1:46.308	37.642	34.298	
15	16:04:01.648	48:55.741		35.583	30.385
16	16:05:42.413	1:40.765	37.091	34.052	29.622
17	16:07:25.334	1:42.921	37.996	34.705	30.220
18	16:09:06.779	1:41.445	37.432	34.176	29.837
19	16:10:48.070	1:41.291	37.231	34.094	29.966
20	16:12:30.351	1:42.281	37.640	34.653	29.988
21	16:14:12.545	1:42.194	37.964	34.429	29.801
p22	16:16:00.560	1:48.015	37.863	34.739	
23	17:40:12.129	1:24:11.569		38.743	35.423
24	17:42:05.155	1:53.026	42.875	37.220	32.931
25	17:43:55.691	1:50.536	41.708	36.463	32.365
26	17:45:45.565	1:49.874	40.354	37.615	31.905
27	17:47:32.854	1:47.289	40.727	36.274	30.288
28	17:49:16.894	1:44.040	38.114	35.214	30.712
29	17:50:59.775	1:42.881	38.203	34.334	30.344
30	17:52:42.860	1:43.085	38.270	34.659	30.156
31	17:54:30.432	1:47.572	40.414	36.374	30.784
32	17:56:15.365	1:44.933	39.448	34.897	30.588
p33	17:58:05.623	1:50.258	38.561	35.832	

(12) REICH Ralf

1	12:55:57.037	1:46.987	40.387	35.026	31.574
2	12:57:41.876	1:44.839	40.113	35.108	29.618
p3	12:59:30.338	1:48.462	37.672	33.334	
4	16:04:18.077	1:04:47.739		34.209	30.427
5	16:05:58.849	1:40.772	38.036	33.407	29.329
p6	16:07:44.719	1:45.870	38.329	34.896	

(891) ZELCH Manfred

1	11:24:56.026	1:44.035	37.921	34.272	31.842
2	11:26:41.100	1:45.074	39.486	34.704	30.884
3	11:28:27.812	1:46.712	39.975	35.741	30.996
4	11:30:11.566	1:43.754	38.720	34.420	30.614
5	11:31:52.704	1:41.138	37.311	33.505	30.322
6	11:33:33.875	1:41.171	37.079	33.835	30.257
7	11:35:14.764	1:40.889	37.008	33.331	30.550
p8	11:37:03.870	1:49.106	38.484	34.480	
9	12:43:27.690	1:06:23.820		35.118	31.386
10	12:45:10.684	1:42.994	38.396	34.444	30.154
11	12:46:56.143	1:45.459	39.697	34.418	31.344
p12	12:48:48.606	1:52.463	39.595	34.780	
p13	12:50:01.309	6:12.703		34.524	
14	15:22:25.228	1:27:23.919		37.089	32.260
15	15:24:09.278	1:44.050	37.855	34.620	31.575
16	15:26:00.143	1:50.865	42.872	36.544	31.449
17	15:27:46.556	1:46.413	39.139	35.433	31.841
18	15:29:36.899	1:50.343	41.705	36.730	31.908
19	15:31:23.502	1:46.603	40.547	34.498	31.558
20	15:33:06.159	1:42.657	37.975	34.146	30.536
21	15:34:50.284	1:44.125	38.520	34.480	31.125
22	15:36:34.219	1:43.935	38.615	33.956	31.364
23	15:38:15.514	1:41.295	37.522	33.749	30.024
p24	15:40:01.184	1:45.670	37.736	33.944	
25	16:23:29.628	43:28.444		36.931	32.918
p26	16:25:16.875	1:47.247	38.238	34.781	
27	16:29:10.535	3:53.660		34.656	31.905
28	16:30:58.493	1:47.958	39.817	35.827	32.314
29	16:32:44.080	1:45.587	38.439	35.191	31.957

DREIER RACING 2024 - COG - ROUND 3

12.06.2024.

Grobnik 4,168 km

Practice

12.6.2024. 09:00

Practice started at 9:00:00

Lap	Time of Day	Lap Tm	S1 Tm	S2 Tm	S3 Tm
30	16:34:30.722	1:46.642	39.792	35.658	31.192
p31	16:36:19.163	1:48.441	37.190	35.177	
(369) PECIREP Mario					
1	11:27:11.542	1:44.109	39.139	35.166	29.804
2	11:28:53.733	1:42.191	37.952	34.143	30.096
3	11:30:38.623	1:44.890	38.946	36.198	29.746
4	11:32:20.242	1:41.619	37.007	34.330	30.282
5	11:34:07.320	1:47.078	37.793	35.067	34.218
6	11:35:50.906	1:43.586	38.801	34.157	30.628
p7	11:37:48.618	1:57.712	38.676	34.770	
8	16:23:14.200	1:45:25.582	35.029	31.346	
9	16:24:57.766	1:43.566	38.226	35.389	29.951
10	16:26:41.892	1:44.126	37.889	34.475	31.762
11	16:28:23.585	1:41.693	37.534	34.090	30.069
12	16:30:04.506	1:40.921	37.315	33.873	29.733
p13	16:31:56.191	1:51.685	38.205	33.766	
14	16:34:41.090	2:44.899	34.453	30.398	
p15	16:36:37.413	1:56.323	39.236	34.890	
16	17:42:56.322	1:06:18.909	34.436	29.365	
17	17:44:38.242	1:41.920	37.814	34.189	29.917
18	17:46:24.197	1:45.955	37.142	36.132	32.681
19	17:48:11.136	1:46.939	36.944	40.326	29.669
20	17:49:53.399	1:42.263	37.773	33.610	30.880
21	17:51:39.848	1:46.449	40.175	34.642	31.632
p22	17:53:36.904	1:57.056	41.147	33.734	
(67) PERALTA Jorge					
p1	10:39:48.766	1:58.495	43.744	37.510	
2	11:21:03.929	41:15.163	35.385	30.453	
3	11:22:50.758	1:46.829	39.458	36.897	30.474
4	11:24:33.860	1:43.102	38.792	34.270	30.040
5	11:26:16.325	1:42.465	38.209	34.393	29.863
6	11:28:00.304	1:43.979	39.339	34.559	30.081
7	11:29:42.699	1:42.395	37.961	34.900	29.534
8	11:31:25.180	1:42.481	38.438	34.254	29.789
9	11:33:07.008	1:41.828	37.589	33.512	30.727
10	11:34:52.135	1:45.127	38.527	36.490	30.110
p11	11:36:36.790	1:44.655	38.528	34.204	
12	12:48:56.326	1:12:19.536	35.508	31.383	
13	12:50:42.034	1:45.708	39.058	34.995	31.655
14	12:52:24.574	1:42.540	38.386	34.673	29.481
15	12:54:10.354	1:45.780	38.885	34.675	32.220
16	12:55:54.615	1:44.261	39.604	35.311	29.346
17	12:57:36.539	1:41.924	37.648	34.227	30.049
p18	12:59:24.654	1:48.115	38.053	33.795	
19	15:21:49.554	1:22:24.900	34.417	29.984	
20	15:23:31.828	1:42.274	37.628	34.327	30.319
21	15:25:15.212	1:43.384	38.310	34.372	30.702
22	15:26:56.337	1:41.125	38.255	33.750	29.120
23	15:28:37.890	1:41.553	38.272	33.495	29.786
24	15:30:19.951	1:42.061	38.065	34.044	29.952
25	15:32:02.703	1:42.752	37.769	34.469	30.514
26	15:33:45.172	1:42.469	37.624	34.585	30.260
27	15:35:27.869	1:42.697	38.308	33.956	30.433
28	15:37:10.820	1:42.951	38.553	33.753	30.645
p29	15:39:00.683	1:49.863	38.126	33.601	
(861) SCHMIEDINGER Ingo					
1	15:23:45.252	1:49.635	43.444	35.093	31.098
2	15:25:27.439	1:42.187	38.445	33.756	29.986
3	15:27:14.402	1:46.963	39.122	36.192	31.649
4	15:28:58.901	1:44.499	40.633	33.878	29.988
5	15:30:40.922	1:42.021	38.280	33.597	30.144
6	15:32:23.417	1:42.495	37.735	33.580	31.180
7	15:34:04.660	1:41.243	37.754	33.733	29.756
p8	15:35:51.780	1:47.120	38.523	34.224	
9	16:27:17.050	51:25.270	36.512	32.441	

Lap	Time of Day	Lap Tm	S1 Tm	S2 Tm	S3 Tm
10	16:29:04.212	1:47.162	39.393	35.973	31.796
11	16:30:51.285	1:47.073	40.289	35.482	31.302
12	16:32:39.290	1:48.005	40.110	36.059	31.836
p13	16:34:29.545	1:50.255	39.947	36.343	
(43) BIEGLER Martin					
1	16:05:54.361	1:41.496	38.302	33.618	29.576
p2	16:07:45.599	1:51.238	42.433	34.514	
(377) ACKER Marc					
1	12:46:36.155	1:42.054	38.094	34.279	29.681
2	12:48:23.352	1:47.197	38.174	36.113	32.910
3	12:50:08.599	1:45.247	41.258	33.454	30.535
4	12:51:50.995	1:42.396	38.959	33.443	29.994
5	12:53:32.494	1:41.499	38.428	33.469	29.602
p6	12:55:17.997	1:45.503	37.263	33.434	
(640) KANEIDER Christian					
1	9:06:07.206	1:54.595	42.729	39.595	32.271
2	9:07:53.127	1:45.921	40.190	34.910	30.821
p3	9:10:04.145	2:11.018	46.553	42.044	
4	11:03:48.603	1:53:44.458	35.668	31.369	
5	11:05:31.865	1:43.262	38.934	33.974	30.354
6	11:07:13.434	1:41.569	38.158	33.710	29.701
7	11:08:58.094	1:44.660	38.480	35.098	31.082
8	11:10:43.960	1:45.866	38.268	35.043	32.555
p9	11:12:34.870	1:50.910	38.644	35.489	
10	15:03:29.297	1:50:54.427	36.953	32.978	
11	15:05:16.527	1:47.230	39.642	35.757	31.831
12	15:07:02.490	1:45.963	38.623	35.643	31.697
13	15:08:47.463	1:44.973	38.526	35.625	30.822
14	15:10:32.070	1:44.607	38.637	34.524	31.446
15	15:12:15.934	1:43.864	38.232	34.865	30.767
p16	15:14:05.064	1:49.130	38.428	36.725	
17	17:39:50.659	1:25:45.595	37.953	32.959	
18	17:41:41.036	1:50.377	39.617	37.156	33.604
19	17:43:28.735	1:47.699	39.775	35.983	31.941
20	17:45:13.244	1:44.509	38.352	35.317	30.840
p21	17:47:04.027	1:50.783	39.890	36.810	
22	17:51:40.343	4:36.316	41.328	39.448	
23	17:53:38.465	1:58.122	42.623	38.105	37.394
24	17:55:33.643	1:55.178	41.187	37.097	36.894
25	17:57:28.029	1:54.386	40.496	37.582	36.308
p26	17:59:21.510	1:53.481	40.031	36.456	
(163) HERZOG Peter					
1	11:27:02.856	1:47.181	40.161	35.160	31.860
2	11:28:49.648	1:46.792	39.810	35.142	31.840
3	11:30:38.715	1:49.067	40.313	36.425	32.329
4	11:32:27.005	1:48.290	40.629	35.477	32.184
5	11:34:13.331	1:46.326	39.722	35.084	31.520
6	11:35:58.566	1:45.235	39.751	34.878	30.606
7	11:37:44.332	1:45.766	38.925	35.359	31.482
p8	11:39:38.135	1:53.803	39.816	36.233	
9	15:23:27.604	1:43:49.469	37.947	32.354	
10	15:25:12.032	1:44.428	38.977	34.451	31.000
11	15:26:56.182	1:44.150	38.168	34.867	31.115
12	15:28:40.129	1:43.947	38.875	33.986	31.086
13	15:30:22.225	1:42.096	37.599	34.185	30.312
14	15:32:04.071	1:41.846	37.338	33.936	30.572
15	15:33:45.645	1:41.574	37.928	33.793	29.853
16	15:35:28.092	1:42.447	38.054	33.992	30.401
17	15:37:10.173	1:42.081	37.769	33.770	30.542
p18	15:38:59.441	1:49.268	36.953	33.834	
19	16:23:00.347	44:00.906	34.412	31.494	
20	16:24:46.519	1:46.172	38.999	35.461	31.712
21	16:26:30.740	1:44.221	38.027	34.682	31.512
22	16:28:13.183	1:42.443	38.336	33.721	30.386

DREIER RACING 2024 - COG - ROUND 3


12.06.2024.

Grobnik 4,168 km

Practice

12.6.2024. 09:00

Practice started at 9:00:00



Lap	Time of Day	Lap Tm	S1 Tm	S2 Tm	S3 Tm
23	16:29:57.683	1:44.500	37.880	34.918	31.702
24	16:31:40.880	1:43.197	38.632	34.351	30.214
p25	16:33:28.201	1:47.321	37.124	33.667	
26	17:46:56.151	1:13:27.950		35.580	32.363
27	17:48:44.025	1:47.874	39.662	35.287	32.925
28	17:50:27.980	1:43.955	38.634	34.239	31.082
29	17:52:13.286	1:45.306	39.094	34.902	31.310
p30	17:54:02.333	1:49.047	38.760	34.529	
31	17:57:29.641	3:27.308		34.403	31.471
p32	17:59:18.662	1:49.021	38.368	34.322	

Lap	Time of Day	Lap Tm	S1 Tm	S2 Tm	S3 Tm
19	17:38:49.089	1:03:25.242		34.553	33.684
20	17:40:42.965	1:53.876	41.582	37.359	34.935
21	17:42:26.413	1:43.448	38.787	33.720	30.941
22	17:44:08.654	1:42.241	38.386	33.299	30.556
p23	17:45:57.789	1:49.135	40.091	35.559	

(8) SCHMITZ Christoph

1	11:24:00.728	1:47.672	40.083	36.015	31.574
2	11:25:48.134	1:47.406	39.687	35.895	31.824
p3	11:27:38.198	1:50.064	39.749	36.057	
4	12:41:15.986	1:13:37.788		34.448	31.490
5	12:43:03.028	1:47.042	40.571	35.761	30.710
6	12:44:48.164	1:45.136	38.703	35.154	31.279
7	12:46:33.741	1:45.577	40.339	34.661	30.577
8	12:48:23.022	1:49.281	38.179	37.968	33.134
9	12:50:10.188	1:47.166	40.112	34.793	32.261
10	12:51:55.811	1:45.623	39.193	34.885	31.545
11	12:53:40.173	1:44.362	38.370	34.506	31.486
12	12:55:22.757	1:42.584	37.954	34.371	30.259
p13	12:57:12.087	1:49.330	38.341	34.801	
14	15:27:45.721	1:30:33.634		36.266	33.183
15	15:29:33.299	1:47.578	39.953	35.807	31.818
16	15:31:22.052	1:48.753	39.359	36.148	33.246
17	15:33:06.817	1:44.765	38.266	35.010	31.489
p18	15:34:56.197	1:49.380	38.780	35.171	
19	16:22:14.214	47:18.017		35.436	31.728
20	16:23:59.233	1:45.019	38.468	35.372	31.179
21	16:25:44.036	1:44.803	38.471	35.442	30.890
22	16:27:27.426	1:43.390	37.894	34.878	30.618
23	16:29:11.123	1:43.697	38.232	34.710	30.755
24	16:30:57.832	1:46.709	39.374	35.854	31.481
p25	16:32:48.416	1:50.584	38.825	35.218	
26	17:42:17.350	1:09:28.934		36.988	32.253
27	17:44:02.388	1:45.038	38.805	34.937	31.296
28	17:45:46.549	1:44.161	38.255	35.350	30.556
29	17:47:34.440	1:47.891	39.891	36.345	31.655
30	17:49:18.577	1:44.137	37.988	34.282	31.867
31	17:51:06.843	1:48.266	41.549	36.259	30.458
32	17:52:48.424	1:41.581	37.300	34.136	30.145
33	17:54:31.620	1:43.196	37.069	34.319	31.808
34	17:56:15.524	1:43.904	38.545	34.871	30.488
35	17:58:00.157	1:44.633	38.534	35.805	30.294
p36	17:59:51.296	1:51.139	36.811	34.021	

(157) BANDERSKI Krystian

1	11:25:48.876	1:46.852	39.153	35.661	32.038
2	11:27:36.748	1:47.872	39.626	35.594	32.652
3	11:29:23.821	1:47.073	40.289	35.419	31.365
4	11:31:10.950	1:47.129	40.049	35.555	31.525
p5	11:33:07.770	1:56.820	40.602	37.785	
6	12:50:43.607	1:17:35.837		36.410	33.305
7	12:52:28.424	1:44.817	39.548	34.552	30.717
8	12:54:11.147	1:42.723	38.025	33.911	30.787
9	12:55:57.664	1:46.517	40.491	34.291	31.735
p10	12:57:52.463	1:54.799	40.277	35.704	
11	15:27:05.621	1:29:13.158		35.496	31.229
12	15:28:49.219	1:43.598	38.242	34.852	30.504
13	15:30:33.185	1:43.966	38.825	34.839	30.302
14	15:32:18.217	1:45.032	39.721	34.457	30.854
15	15:34:04.562	1:46.345	39.932	34.982	31.431
16	15:35:52.393	1:47.831	39.572	35.254	33.005
17	15:37:36.655	1:44.262	39.248	34.347	30.667
p18	15:39:31.737	1:55.082	39.838	35.464	
19	16:27:19.177	47:47.440		35.815	31.517
20	16:29:03.597	1:44.420	38.088	35.364	30.968
21	16:30:46.136	1:42.539	39.112	33.609	29.818
22	16:32:29.547	1:43.411	38.501	34.556	30.354
23	16:34:11.515	1:41.968	38.269	33.627	30.072
p24	16:36:08.973	1:57.458	39.593	35.902	

(20) MÜHLBAUER Marco

1	11:06:54.447	1:47.284	40.195	35.438	31.651
p2	11:08:52.141	1:57.694	40.529	35.209	
3	11:44:49.528	35:57.387		39.417	32.631
4	11:46:49.968	2:00.440	43.079	42.535	34.826
5	11:48:41.199	1:51.231	40.291	38.503	32.437
6	11:50:38.652	1:57.453	42.458	40.444	34.551
7	11:52:31.062	1:52.410	42.946	37.693	31.771
p8	11:54:28.583	1:57.521	39.012	36.685	
9	12:42:53.500	48:24.917		35.916	30.963
10	12:44:39.969	1:46.469	40.604	34.496	31.369
11	12:46:22.303	1:42.334	38.119	34.390	29.825
12	12:48:04.634	1:42.331	37.761	34.670	29.900
13	12:49:46.654	1:42.020	37.932	34.443	29.645
14	12:51:29.217	1:42.563	38.151	34.284	30.128
p15	12:53:25.171	1:55.954	39.699	35.910	
p16	12:55:49.859	2:24.688		34.033	
17	15:22:47.123	1:26:57.264		36.280	31.457
18	15:24:32.863	1:45.740	39.478	35.345	30.917
19	15:26:17.366	1:44.503	39.127	34.694	30.682
20	15:28:01.089	1:43.723	38.834	34.422	30.467
21	15:29:44.277	1:43.188	38.221	34.406	30.561
22	15:31:27.376	1:43.099	38.431	34.074	30.594
p23	15:33:21.259	1:53.883	40.079	34.073	

(288) NOCK Matthias

1	12:54:49.909	1:47.046	38.953	36.401	31.692
2	12:56:33.784	1:43.875	38.733	34.193	30.949
3	12:58:22.761	1:48.977	41.322	36.288	31.367
p4	13:00:17.285	1:54.524	38.565	34.265	
5	15:21:55.398	1:21:38.113		34.440	31.839
6	15:23:37.479	1:42.081	37.816	33.430	30.835
7	15:25:25.258	1:47.779	39.163	36.366	32.250
8	15:27:14.062	1:48.804	41.023	36.110	31.671
9	15:28:58.702	1:44.640	39.891	33.614	31.135
10	15:30:41.158	1:42.456	38.226	33.235	30.995
11	15:32:23.981	1:42.823	38.101	33.325	31.397
p12	15:34:16.038	1:52.057	39.571	35.342	
13	16:26:43.725	52:27.687		33.901	31.928
14	16:28:26.108	1:42.383	38.068	33.104	31.211
15	16:30:08.482	1:42.374	37.648	33.602	31.124
16	16:31:50.334	1:41.852	37.511	33.113	31.228
17	16:33:37.482	1:47.148	37.963	36.377	32.808
p18	16:35:23.847	1:46.365	39.754	33.065	

(626) LOHMANN Tanja

1	11:29:23.664	1:49.477	40.609	36.912	31.956
2	11:31:14.181	1:50.517	41.328	37.039	32.150
3	11:33:02.567	1:48.386	40.544	36.313	31.529
4	11:34:46.756	1:44.189	38.640	34.101	31.448
5	11:36:30.940	1:44.184	39.056	34.684	30.444
6	11:38:16.520	1:45.580	38.020	35.615	31.945
p7	11:40:06.126	1:49.606	39.030	34.198	
8	16:26:28.000	1:46:21.874		35.362	31.191
9	16:28:11.313	1:43.313	38.184	34.086	31.043
10	16:29:57.512	1:46.199	38.616	35.526	32.057

DREIER RACING 2024 - COG - ROUND 3


12.06.2024.

Grobnik 4,168 km

Practice

12.6.2024. 09:00

Practice started at 9:00:00



Lap	Time of Day	Lap Tm	S1 Tm	S2 Tm	S3 Tm	Lap	Time of Day	Lap Tm	S1 Tm	S2 Tm	S3 Tm
11	6:31:41.429	1:43.917	38.464	34.272	31.181	30	16:47:06.724	2:08.987	48.135	42.621	38.231
12	6:33:24.882	1:43.453	37.819	34.388	31.246	31	16:49:14.204	2:07.480	46.460	42.864	38.156
13	6:35:08.181	1:43.299	38.503	33.934	30.862	32	16:51:20.680	2:06.476	45.473	42.668	38.335
p14	6:36:56.352	1:48.171	38.334	34.015		p33	16:53:36.968	2:16.288	47.067	44.092	
15	6:38:40.504	1:47:09.152		35.535	31.100	34	17:40:23.817	46:46.849		34.105	31.678
16	6:40:24.837	1:44.333	38.470	34.512	31.351	35	17:42:05.938	1:42.121	38.152	33.353	30.616
17	6:42:09.170	1:46.218	38.606	34.570	33.042	36	17:43:52.810	1:46.872	40.475	35.811	30.586
18	6:43:53.503	1:42.618	38.227	33.746	30.645	p37	17:45:38.493	1:45.683	37.607	33.456	
19	6:45:37.836	1:50.219	41.969	36.598	31.652	(111) LEDERMANN Marc					
20	6:47:22.169	1:42.483	37.809	33.630	31.044	1	11:24:31.362	1:45.482	39.489	34.509	31.484
21	6:49:06.502	1:42.057	37.894	33.743	30.420	2	11:26:16.303	1:44.941	38.828	34.308	31.805
22	6:50:50.835	1:45.609	40.031	35.116	30.462	3	11:28:01.599	1:45.296	39.782	34.737	30.777
23	6:52:35.168	1:43.435	38.243	34.409	30.783	p4	11:29:46.530	1:44.931	38.434	33.980	
p24	6:54:19.501	1:48.846	38.429	33.605		5	16:23:47.254	1:54:00.724		38.234	32.303
(691) KLASSEN Viktor						6	16:25:32.806	1:45.552	39.415	35.514	30.623
1	11:28:28.646	1:50.212	41.711	36.187	32.314	7	16:27:15.337	1:42.531	37.788	33.993	30.750
2	11:30:13.782	1:45.136	39.197	35.013	30.926	8	16:28:58.484	1:43.147	38.388	33.858	30.901
3	11:32:03.068	1:49.286	41.484	35.781	32.021	p9	16:30:43.153	1:44.669	37.616	33.434	
4	11:33:48.526	1:45.458	38.605	35.291	31.562	(273) KEPPLER Andreas					
5	11:35:36.729	1:48.203	39.837	35.575	32.791	1	11:24:55.757	1:48.531	39.825	35.897	32.809
p6	11:37:28.794	1:52.065	38.709	35.301		2	11:26:40.691	1:44.934	39.464	34.660	30.810
7	12:49:58.350	1:12:29.556		36.190	30.861	3	11:28:27.353	1:46.662	40.023	35.881	30.758
8	12:51:45.026	1:46.676	39.681	36.393	30.602	4	11:30:11.141	1:43.788	38.468	34.500	30.820
9	12:53:27.490	1:42.464	38.031	34.130	30.303	p5	11:31:58.005	1:46.864	38.803	34.187	
p10	12:55:14.975	1:47.485	38.015	34.682		6	12:42:03.347	1:10:05.342		36.935	32.160
11	15:27:01.953	1:31:46.978		36.926	31.497	7	12:43:51.944	1:48.597	40.270	37.436	30.891
12	15:28:47.912	1:45.959	39.860	35.842	30.257	8	12:45:36.932	1:44.988	39.702	34.485	30.801
13	15:30:31.005	1:43.093	38.957	34.254	29.882	9	12:47:21.840	1:44.908	39.595	34.716	30.597
14	15:32:14.661	1:43.656	38.304	34.395	30.957	10	12:49:04.957	1:43.117	39.249	33.881	29.987
15	15:33:56.741	1:42.080	37.837	34.379	29.864	p11	12:50:51.999	1:47.042	39.164	35.646	
p16	15:35:46.448	1:49.707	38.491	35.666		12	16:24:17.202	1:33:25.203		34.997	31.138
17	16:28:40.592	52:54.144		37.608	31.363	13	16:26:01.163	1:43.961	39.027	34.274	30.660
18	16:30:26.823	1:46.231	40.099	35.748	30.384	14	16:27:46.485	1:45.322	39.233	34.491	31.598
19	16:32:10.659	1:43.836	39.140	34.758	29.938	15	16:29:29.813	1:43.328	39.000	34.530	29.798
20	16:33:54.487	1:43.828	39.198	34.282	30.348	16	16:31:12.609	1:42.796	38.287	33.870	30.639
p21	16:35:42.945	1:48.458	38.243	34.319		17	16:32:55.880	1:43.271	39.233	33.861	30.177
(22) BITTNER Bettina						18	16:34:39.951	1:44.071	38.937	34.594	30.540
1	9:45:48.186	2:13.609	49.913	44.416	39.280	p19	16:36:31.423	1:51.472	38.972	34.727	
2	9:48:01.407	2:13.221	49.704	43.956	39.561	20	17:44:21.761	1:07:50.338		36.652	32.531
3	9:50:14.803	2:13.396	50.035	45.004	38.357	21	17:46:13.229	1:51.468	42.178	36.308	32.982
4	9:52:24.783	2:09.980	48.519	43.377	38.084	22	17:48:01.668	1:48.439	41.657	35.434	31.348
p5	9:54:40.393	2:15.610	48.331	43.858		23	17:49:45.863	1:44.195	39.593	33.987	30.615
6	10:43:07.660	48:27.267		44.137	39.240	24	17:51:30.732	1:44.869	38.983	35.154	30.732
7	10:45:12.949	2:05.289	46.400	41.547	37.342	25	17:53:15.159	1:44.427	40.580	33.603	30.244
8	10:47:23.826	2:10.877	48.567	43.956	38.354	26	17:54:58.990	1:43.831	38.517	34.100	31.214
9	10:49:30.410	2:06.584	48.865	40.571	37.148	p27	17:56:48.573	1:49.583	39.505	34.192	
10	10:51:35.863	2:05.453	46.110	41.546	37.797	(74) DÖRING Holger					
11	10:53:41.025	2:05.162	46.519	41.384	37.259	1	11:24:54.314	1:47.961	39.933	36.144	31.884
12	10:55:46.456	2:05.431	45.989	41.951	37.491	2	11:26:39.498	1:45.184	39.010	34.764	31.410
p13	10:58:05.002	2:18.546	47.260	43.250		3	11:28:27.387	1:47.889	41.020	36.035	30.834
14	11:44:46.942	46:41.940		43.083	38.355	4	11:30:11.933	1:44.546	38.960	34.450	31.136
15	11:46:51.288	2:04.346	45.366	42.127	36.853	5	11:31:56.268	1:44.335	38.690	34.384	31.261
16	11:48:53.649	2:02.361	44.222	41.368	36.771	6	11:33:40.990	1:44.722	38.988	34.779	30.955
17	11:50:58.480	2:04.831	44.339	43.184	37.308	7	11:35:24.804	1:43.814	38.623	34.234	30.957
18	11:53:06.127	2:07.647	45.644	43.163	38.840	8	11:37:08.974	1:44.170	38.470	34.540	31.160
19	11:55:12.983	2:06.856	46.937	42.503	37.416	p9	11:38:58.321	1:49.347	38.924	35.356	
p20	11:57:25.468	2:12.485	46.177	41.944		10	12:42:09.619	1:03:11.298		36.622	33.431
21	15:42:53.016	1:45:27.548		43.861	37.985	11	12:44:01.030	1:51.411	42.010	36.599	32.802
22	15:44:58.453	2:05.437	45.530	42.416	37.491	12	12:45:53.464	1:52.434	42.590	36.290	33.554
23	15:47:07.054	2:08.601	46.943	42.895	38.763	13	12:47:43.593	1:50.129	41.019	35.821	33.289
24	15:49:16.811	2:09.757	47.195	42.757	39.805	14	12:49:30.846	1:47.253	40.218	36.286	30.749
25	15:51:28.259	2:11.448	47.435	42.844	41.169	15	12:51:13.725	1:42.879	38.541	33.888	30.450
26	15:53:34.469	2:06.210	46.350	42.280	37.580	p16	12:53:01.148	1:47.423	38.813	34.790	
p27	15:55:51.091	2:16.622	47.463	44.468		17	16:24:19.470	1:31:18.322		35.829	31.515
28	16:42:51.698	47:00.607		42.719	38.654	18	16:26:06.689	1:47.219	40.160	35.512	31.547
29	16:44:57.737	2:06.039	45.931	41.918	38.190						

DREIER RACING 2024 - COG - ROUND 3

12.06.2024.

Grobnik 4,168 km

Practice

12.6.2024. 09:00

Practice started at 9:00:00

Lap	Time of Day	Lap Tm	S1 Tm	S2 Tm	S3 Tm
19	6:27:52.030	1:45.341	39.019	35.310	31.012
p20	6:29:40.765	1:48.735	39.058	35.016	
(121) SCHNEIDER Markus					
1	12:44:00.714	1:50.862	41.592	36.622	32.648
2	12:45:52.434	1:51.720	41.409	37.100	33.211
3	12:47:41.869	1:49.435	41.926	35.755	31.754
4	12:49:27.043	1:45.174	39.852	34.557	30.765
5	12:51:12.299	1:45.256	39.588	34.551	31.117
p6	12:53:01.866	1:49.567	39.944	34.638	
7	16:24:16.901	1:31:15.035		34.899	31.132
8	16:26:00.778	1:43.877	38.986	34.323	30.568
9	16:27:46.372	1:45.594	39.139	34.724	31.731
10	16:29:30.358	1:43.986	38.829	34.632	30.525
11	16:31:13.904	1:43.546	38.576	34.104	30.866
12	16:32:57.108	1:43.204	38.629	34.038	30.537
13	16:34:40.750	1:43.642	38.757	34.179	30.706
p14	16:36:33.203	1:52.453	39.196	34.208	
15	17:44:22.234	1:07:49.031		36.452	32.442
16	17:46:13.134	1:50.900	42.039	36.285	32.576
17	17:48:02.478	1:49.344	42.205	35.259	31.880
18	17:49:46.994	1:44.516	39.457	34.220	30.839
19	17:51:32.025	1:45.031	38.846	34.887	31.298
20	17:53:16.571	1:44.546	39.845	33.997	30.704
p21	17:55:07.029	1:50.458	39.362	34.920	

Lap	Time of Day	Lap Tm	S1 Tm	S2 Tm	S3 Tm
3	11:28:04.557	1:48.875	42.100	35.031	31.744
p4	11:29:57.473	1:52.916	40.383	35.134	
5	15:24:04.056	1:54:06.583		37.049	33.756
6	15:25:54.351	1:50.295	41.449	36.103	32.743
7	15:27:43.854	1:49.503	40.197	36.623	32.683
8	15:29:31.721	1:47.867	40.292	35.290	32.285
p9	15:31:29.230	1:57.509	39.974	36.244	
10	16:23:52.671	52:23.441		35.925	32.699
11	16:25:39.909	1:47.238	39.816	35.460	31.962
12	16:27:24.883	1:44.974	38.696	34.693	31.585
13	16:29:10.644	1:45.761	39.560	34.869	31.332
14	16:30:57.166	1:46.522	39.437	35.642	31.443
15	16:32:41.311	1:44.145	38.495	34.322	31.328
p16	16:34:36.700	1:55.389	40.541	36.686	
17	17:40:11.858	1:05:35.158		38.586	35.507
18	17:42:04.874	1:53.016	42.966	36.991	33.059
19	17:43:55.272	1:50.398	41.299	36.895	32.204
20	17:45:43.561	1:48.289	40.589	36.341	31.359
21	17:47:30.432	1:46.871	40.037	35.255	31.579
22	17:49:18.155	1:47.723	39.982	35.124	32.617
p23	17:51:12.082	1:53.927	41.639	36.448	

Lap	Time of Day	Lap Tm	S1 Tm	S2 Tm	S3 Tm
(76) SCHMIDT Mario					
1	10:25:16.451	2:01.864	46.535	40.493	34.836
2	10:27:10.092	1:53.641	43.403	37.911	32.327
3	10:29:04.633	1:54.541	41.803	38.794	33.944
4	10:30:55.033	1:50.400	40.378	38.008	32.014
5	10:32:43.839	1:48.806	41.021	35.192	32.593
6	10:34:33.537	1:49.698	41.729	36.169	31.800
7	10:36:19.303	1:45.766	39.915	34.397	31.454
8	10:38:07.613	1:48.310	41.292	35.369	31.649
p9	10:40:07.399	1:59.786	39.426	34.145	
10	11:21:27.644	41:20.245		36.360	30.918
11	11:23:20.339	1:52.695	40.673	40.651	31.371
12	11:25:04.946	1:44.607	39.062	34.165	31.380
13	11:26:50.978	1:46.032	40.114	34.290	31.628
14	11:28:36.871	1:45.893	39.742	34.765	31.386
15	11:30:22.699	1:45.828	39.444	35.133	31.251
16	11:32:09.720	1:47.021	39.248	34.320	33.453
p17	11:34:04.216	1:54.496	39.464	36.200	
18	11:36:18.378	2:14.162		34.624	32.889
p19	11:42:58.853	6:40.475	38.662		
20	12:48:40.973	1:05:42.120		35.548	31.302
21	12:50:26.518	1:45.545	39.008	35.528	31.009
22	12:52:13.178	1:46.660	39.502	35.693	31.465
23	12:54:06.922	1:53.744	43.945	38.014	31.785
24	12:55:51.500	1:44.578	39.411	34.826	30.341
25	12:57:37.310	1:45.810	39.440	35.181	31.189
p26	12:59:29.181	1:51.871	38.909	35.117	

Lap	Time of Day	Lap Tm	S1 Tm	S2 Tm	S3 Tm
(172) WILLING Horst					
1	10:27:08.416	2:02.143	46.553	39.938	35.652
2	10:29:03.582	1:55.166	43.300	38.795	33.071
3	10:30:57.677	1:54.095	41.147	38.891	34.057
4	10:32:51.279	1:53.602	41.273	38.859	33.470
p5	10:34:52.580	2:01.301	41.229	38.015	
6	11:24:41.599	49:49.019		37.816	32.620
7	11:26:28.866	1:47.267	40.199	35.524	31.544
8	11:28:15.890	1:47.024	39.798	35.210	32.016
p9	11:30:05.509	1:49.619	39.298	35.441	
10	11:32:45.545	2:40.036		35.041	31.087
11	11:34:30.124	1:44.579	38.527	35.501	30.551
p12	11:36:22.636	1:52.512	39.563	35.532	

Lap	Time of Day	Lap Tm	S1 Tm	S2 Tm	S3 Tm
(83) WIEDERSTEIN Mark					
1	11:25:18.279	1:46.672	39.392	35.368	31.912
2	11:27:06.200	1:47.921	39.452	36.009	32.460
3	11:28:53.114	1:46.914	39.673	35.502	31.739

Lap	Time of Day	Lap Tm	S1 Tm	S2 Tm	S3 Tm
(411) KLAMT Christoph					
1	11:24:27.649	1:47.821	40.499	35.172	32.150
2	11:26:15.682	1:48.033	40.784	35.170	32.079

DREIER RACING 2024 - COG - ROUND 3


12.06.2024.

Grobnik 4,168 km

Practice

12.6.2024. 09:00

Practice started at 9:00:00



Lap	Time of Day	Lap Tm	S1 Tm	S2 Tm	S3 Tm	Lap	Time of Day	Lap Tm	S1 Tm	S2 Tm	S3 Tm
p4	11:30:46.901	1:53.787	39.476	36.219		p9	11:40:12.012	1:50.096	39.120	33.806	
5	12:49:44.236	1:18:57.335		35.223	31.329	10	15:24:51.134	1:44:39.122		35.334	32.739
6	12:51:30.300	1:46.064		35.259	31.556	11	15:26:36.625	1:45.491	39.265	34.435	31.791
7	12:53:18.464	1:48.164	39.249	35.477	33.225	12	15:28:21.863	1:45.238	38.795	34.420	32.023
8	12:55:04.464	1:46.000	39.249	35.106	31.645	13	15:30:12.032	1:50.169	39.064	36.859	34.246
9	12:56:50.792	1:46.328	39.479	35.126	31.723	14	15:31:57.673	1:45.641	38.857	34.223	32.561
p10	12:58:47.613	1:56.821	41.541	35.850		15	15:33:42.694	1:45.021	39.087	34.009	31.925
11	15:44:10.144	1:45:22.531		36.567	31.647	16	15:35:27.789	1:45.095	38.802	34.261	32.032
12	15:45:54.746	1:44.602	38.323	35.298	30.981	17	15:37:14.214	1:46.425	39.696	34.687	32.042
13	15:47:49.111	1:54.365	47.804	35.172	31.389	p18	15:39:04.111	1:49.897	38.513	34.113	
14	15:49:36.508	1:47.397	39.646	35.802	31.949	19	16:24:13.101	45:08.990		34.530	32.253
15	15:51:26.520	1:50.012	40.966	37.439	31.607	20	16:25:58.817	1:45.716	39.508	34.402	31.806
16	15:53:12.133	1:45.613	38.094	35.883	31.636	21	16:27:46.368	1:47.551	39.740	35.566	32.245
p17	15:55:07.502	1:55.369	39.286	35.590		22	16:29:32.629	1:46.261	39.410	34.939	31.912
18	16:23:36.378	28:28.876		36.313	31.012	23	16:31:17.879	1:45.250	38.889	34.308	32.053
19	16:25:21.248	1:44.870	38.659	34.886	31.325	p24	16:33:06.693	1:48.814	39.064	34.190	
20	16:27:05.966	1:44.718	38.777	34.743	31.198						
21	16:28:51.915	1:45.949	38.638	35.455	31.856						
22	16:30:38.015	1:46.100	39.398	35.139	31.563	(79) ADLER Björn					
23	16:32:22.950	1:44.935	38.800	35.034	31.101	1	11:26:00.196	2:25.364		36.972	31.866
24	16:34:08.743	1:45.793	38.976	35.313	31.504	2	11:27:47.000	1:46.804	40.229	35.373	31.202
p25	16:35:59.047	1:50.304	38.877	35.207		3	11:29:33.510	1:46.510	39.655	35.932	30.923
26	17:44:43.426	1:08:44.379		34.771	31.009	4	11:31:19.544	1:46.034	39.387	35.140	31.507
27	17:46:28.126	1:44.700	39.143	34.301	31.256	5	11:33:05.364	1:45.820	39.091	35.323	31.406
28	17:48:17.981	1:49.855	39.616	37.320	32.919	6	11:34:54.978	1:49.614	39.934	37.830	31.850
29	17:50:03.091	1:45.110	39.928	34.237	30.945	7	11:36:42.359	1:47.381	40.151	36.333	30.897
30	17:51:49.021	1:45.930	38.706	35.121	32.103	8	11:38:29.813	1:47.454	40.246	35.380	31.828
31	17:53:37.802	1:48.781	39.122	36.120	33.539	p9	11:40:29.264	1:59.451	40.275	36.025	
p32	17:55:30.053	1:52.251	39.718	35.705		10	12:43:23.295	1:02:54.031		36.972	31.197
(98) HOLZMANN Anja						11	12:45:08.669	1:45.374	39.595	35.080	30.699
1	11:28:15.660	1:47.287	39.637	35.447	32.203	12	12:46:55.452	1:46.783	39.406	35.630	31.747
2	11:30:00.524	1:44.864	38.766	34.446	31.652	13	12:48:42.149	1:46.697	39.480	35.135	32.082
3	11:31:45.552	1:45.028	38.335	34.606	32.087	14	12:50:27.648	1:45.499	38.975	35.404	31.120
p4	11:33:35.501	1:49.949	39.432	34.665		15	12:52:13.456	1:45.808	39.840	34.966	31.002
5	15:26:13.813	1:52:38.312		34.899	31.687	16	12:54:09.831	1:56.375	44.132	38.206	34.037
6	15:27:59.572	1:45.759	38.659	34.942	32.158	17	12:55:56.314	1:46.483	39.912	35.333	31.238
7	15:29:44.285	1:44.713	37.945	34.887	31.881	18	12:57:41.747	1:45.433	40.479	34.765	30.189
8	15:31:30.028	1:45.743	38.914	34.843	31.986	p19	12:59:35.870	1:54.123	39.169	34.375	
9	15:33:17.501	1:47.473	39.152	35.700	32.621	20	15:22:17.367	1:22:41.497		38.333	32.761
p10	15:35:19.795	2:02.294	42.907	38.100		21	15:24:04.281	1:46.914	39.590	35.463	31.861
11	16:23:53.097	48:33.302		35.937	32.791	22	15:25:54.585	1:50.304	41.423	36.452	32.429
12	16:25:40.474	1:47.377	39.624	35.597	32.156	23	15:27:44.279	1:49.694	40.167	37.481	32.046
13	16:27:26.318	1:45.844	38.830	34.857	32.157	24	15:29:31.865	1:47.586	40.164	35.519	31.903
14	16:29:12.332	1:46.014	38.861	34.955	32.198	25	15:31:19.475	1:47.610	40.098	36.442	31.070
15	16:30:58.896	1:46.564	38.752	35.690	32.122	26	15:33:04.573	1:45.098	39.007	35.165	30.926
16	16:32:45.308	1:46.412	38.707	35.316	32.389	p27	15:35:26.650	2:22.077	1:00.506	42.834	
p17	16:34:37.551	1:52.243	39.162	35.968		28	16:23:46.582	48:19.932		39.165	32.398
18	17:42:38.347	1:08:00.796		36.386	33.576	29	16:25:34.457	1:47.875	39.775	36.478	31.622
19	17:44:27.292	1:48.945	40.175	35.827	32.943	30	16:27:22.836	1:48.379	39.930	35.906	32.543
20	17:46:17.246	1:49.954	39.794	37.068	33.092	31	16:29:10.039	1:47.203	40.217	35.115	31.871
21	17:48:09.932	1:52.686	41.013	39.177	32.496	32	16:30:57.074	1:47.035	39.747	35.823	31.465
22	17:49:57.168	1:47.236	39.172	35.378	32.686	33	16:32:43.253	1:46.179	39.313	35.371	31.495
23	17:51:44.877	1:47.709	39.600	35.728	32.381	34	16:34:31.204	1:47.951	40.355	35.788	31.808
24	17:53:33.333	1:48.456	39.975	35.967	32.514	p35	16:36:26.804	1:55.600	40.222	36.022	
25	17:55:19.992	1:46.659	38.920	35.508	32.231	36	17:47:57.423	1:11:30.619		38.745	31.625
26	17:57:06.634	1:46.642	39.054	35.320	32.268	37	17:49:43.309	1:45.886	39.499	35.222	31.165
p27	17:59:03.830	1:57.196	39.972	35.998		38	17:51:29.576	1:46.267	39.029	36.351	30.887
(361) BREGANSKI Frank						39	17:53:15.280	1:45.704	38.853	34.989	31.862
1	11:25:56.255	1:49.658	41.358	35.265	33.035	40	17:55:02.028	1:46.748	40.125	35.369	31.254
2	11:27:45.645	1:49.390	40.648	35.822	32.920	41	17:56:50.200	1:48.172	41.176	35.366	31.630
3	11:29:31.978	1:46.333	39.891	34.293	32.149	42	17:58:37.061	1:46.861	40.024	35.049	31.788
4	11:31:18.346	1:46.368	39.807	34.405	32.156	p43	18:00:34.079	1:57.018	40.565	36.273	
5	11:33:04.576	1:46.230	39.785	34.108	32.337	(88) RÄTZ Alexander					
6	11:34:52.031	1:47.455	40.463	35.066	31.926	1	11:45:59.342	1:56.967	43.524	39.275	34.168
7	11:36:36.948	1:44.917	39.406	33.898	31.613	2	11:47:53.745	1:54.403	42.365	37.377	34.661
8	11:38:21.916	1:44.968	39.073	33.779	32.116	3	11:49:46.066	1:52.321	41.774	37.276	33.271
						p4	11:51:55.416	2:09.350	42.342	39.306	
						5	11:54:11.773	2:16.357		38.265	33.956

DREIER RACING 2024 - COG - ROUND 3


12.06.2024.

Grobnik 4,168 km

Practice

12.6.2024. 09:00

Practice started at 9:00:00



Lap	Time of Day	Lap Tm	S1 Tm	S2 Tm	S3 Tm	Lap	Time of Day	Lap Tm	S1 Tm	S2 Tm	S3 Tm
6	11:56:03.290	1:51.517	40.992	37.086	33.439	28	17:45:03.338	1:47.358	39.239	36.116	32.003
7	11:57:54.827	1:51.537	41.277	37.246	33.014	29	17:46:50.616	1:47.278	39.273	36.322	31.683
p8	11:59:54.286	1:59.459	40.793	36.721		30	17:48:39.920	1:49.304	42.022	35.970	31.312
9	15:44:45.356	1:44:51.070		39.138	33.483	31	17:50:27.089	1:47.169	39.014	36.293	31.862
10	15:46:36.747	1:51.391	41.613	37.025	32.753	32	17:52:19.434	1:52.345	39.788	40.443	32.114
11	15:48:29.867	1:53.120	41.706	38.762	32.652	33	17:54:06.102	1:46.668	39.159	35.674	31.835
12	15:50:21.356	1:51.489	41.538	37.084	32.867	34	17:55:52.308	1:46.206	39.224	35.811	31.171
13	15:52:13.570	1:52.214	41.725	38.045	32.444	35	17:57:39.234	1:46.926	38.953	36.128	31.845
14	15:54:06.633	1:53.063	42.631	37.544	32.888	p36	17:59:34.089	1:54.855	39.559	35.649	
15	15:55:56.233	1:49.600	40.559	36.304	32.737						
16	15:57:47.131	1:50.898	40.411	36.291	34.196						
p17	15:59:44.051	1:56.920	40.910	36.528		(192) AL-AZAWI Michel					
18	16:44:07.182	44:23.131		38.289	33.398	1	11:46:11.225	1:51.410	41.649	36.762	32.999
19	16:45:58.365	1:51.183	41.835	36.888	32.460	2	11:48:01.746	1:50.521	41.530	36.478	32.513
20	16:47:48.040	1:49.675	41.042	36.671	31.962	3	11:49:51.199	1:49.453	40.619	36.174	32.660
21	16:49:37.875	1:49.835	40.218	36.493	33.124	4	11:51:42.374	1:51.175	40.274	36.993	33.908
22	16:51:27.360	1:49.485	40.977	36.274	32.234	5	11:53:30.300	1:47.926	39.791	36.184	31.951
23	16:53:18.063	1:50.703	40.858	36.811	33.034	6	11:55:21.376	1:51.076	40.484	36.116	34.476
24	16:55:07.251	1:49.188	41.042	36.587	31.559	7	11:57:14.366	1:52.990	41.006	38.662	33.322
25	16:56:54.991	1:47.740	39.931	35.837	31.972	p8	11:59:10.771	1:56.405	40.801	36.571	
p26	16:58:58.149	2:03.158	40.593	36.280		9	15:44:13.492	1:45:02.721		37.165	32.060
27	17:46:55.113	47:56.964		36.425	32.485	10	15:46:01.873	1:48.381	40.378	36.056	31.947
28	17:48:44.009	1:48.896	40.003	35.724	33.169	11	15:47:48.702	1:46.829	40.254	35.235	31.340
29	17:50:30.628	1:46.619	39.875	35.182	31.562	12	15:49:35.356	1:46.654	39.862	35.452	31.340
30	17:52:20.508	1:49.880	39.120	38.103	32.657	13	15:51:28.965	1:53.609	41.895	39.319	32.395
31	17:54:07.304	1:46.796	39.419	35.842	31.535	14	15:53:16.999	1:48.034	39.786	35.672	32.576
32	17:55:52.831	1:45.527	39.416	35.063	31.048	15	15:55:03.871	1:46.872	40.180	35.430	31.262
33	17:57:39.438	1:46.607	39.104	36.016	31.487	16	15:56:52.594	1:48.723	40.258	35.157	33.308
p34	17:59:32.268	1:52.830	39.916	35.428		17	15:58:39.067	1:46.473	39.391	35.305	31.777
						p18	16:00:32.653	1:53.586	39.559	37.621	
						19	16:44:51.051	44:18.398		39.824	31.674
(142) ARENDT Leon						20	16:46:37.473	1:46.422	40.081	35.283	31.058
1	17:48:05.906	1:49.250	41.179	36.123	31.948	21	16:48:23.773	1:46.300	40.170	35.386	30.744
2	17:49:52.974	1:47.068	40.224	35.404	31.440	22	16:50:10.457	1:46.684	41.128	34.699	30.857
3	17:51:40.566	1:47.592	39.605	35.573	32.414	23	16:51:58.822	1:48.365	40.068	36.476	31.821
4	17:53:28.264	1:47.698	41.035	35.188	31.475	24	16:53:44.917	1:46.095	39.678	35.282	31.135
5	17:55:14.223	1:45.959	39.079	35.378	31.502	25	16:55:32.004	1:47.087	40.478	35.615	30.994
6	17:57:00.902	1:46.679	39.144	35.231	32.304	26	16:57:18.705	1:46.701	39.752	35.320	31.629
7	17:58:48.603	1:47.701	39.904	35.548	32.249	p27	16:59:09.035	1:50.330	39.860	36.088	
p8	18:00:43.941	1:55.338	40.371	36.121							
(93) WIEDENHOFER Markus						(162) PERLE Dario					
1	12:44:40.746	1:52.610	41.539	38.268	32.803	1	11:25:43.392	1:49.682	40.588	36.547	32.547
2	12:46:29.996	1:49.250	40.199	36.615	32.436	2	11:27:32.532	1:49.140	39.951	37.031	32.158
3	12:48:23.250	1:53.254	41.166	38.199	33.889	3	11:29:19.514	1:46.982	39.084	35.855	32.043
4	12:50:16.344	1:53.094	43.912	37.178	32.004	4	11:31:06.747	1:47.233	39.374	36.329	31.530
5	12:52:05.318	1:48.974	40.411	36.372	32.191	5	11:32:54.504	1:47.757	39.202	36.049	32.506
6	12:53:53.394	1:48.076	40.309	35.795	31.972	6	11:34:41.380	1:46.876	39.183	35.852	31.841
7	12:55:40.947	1:47.553	39.879	35.748	31.926	7	11:36:28.964	1:47.584	39.645	36.330	31.609
8	12:57:29.750	1:48.803	39.948	36.563	32.292	8	11:38:16.215	1:47.251	39.317	36.001	31.933
p9	12:59:22.988	1:53.238	40.096	35.904		p9	11:40:07.749	1:51.534	39.540	35.846	
10	15:23:27.672	1:24:04.684		38.100	32.600	10	12:44:19.229	1:04:11.480		37.947	31.734
11	15:25:15.446	1:47.774	39.878	35.888	32.008	11	12:46:07.583	1:48.354	40.385	36.530	31.439
12	15:27:03.298	1:47.852	39.700	36.285	31.867	12	12:47:55.266	1:47.683	39.733	35.832	32.118
13	15:28:50.214	1:46.916	39.328	35.926	31.662	13	12:49:44.114	1:48.848	40.319	37.054	31.475
14	15:30:36.196	1:45.982	38.830	35.716	31.436	14	12:51:31.601	1:47.487	40.310	36.127	31.050
15	15:32:23.555	1:47.359	39.667	35.557	32.135	15	12:53:19.395	1:47.794	40.540	35.784	31.470
16	15:34:10.918	1:47.363	39.327	35.897	32.139	16	12:55:06.187	1:46.792	39.675	35.608	31.509
p17	15:36:03.311	1:52.393	39.498	36.114		p17	12:56:56.995	1:50.808	40.039	35.365	
18	16:23:14.068	47:10.757		36.922	32.989	18	15:22:02.026	1:25:05.031		36.974	32.123
19	16:25:01.590	1:47.522	39.750	35.802	31.970	19	15:23:50.882	1:48.856	39.965	36.645	32.246
20	16:26:48.209	1:46.619	39.668	35.454	31.497	20	15:25:38.045	1:47.163	39.645	36.254	31.264
21	16:28:35.584	1:47.375	40.048	35.346	31.981	21	15:27:24.574	1:46.529	39.121	35.944	31.464
22	16:30:21.594	1:46.010	38.977	35.767	31.266	22	15:29:12.515	1:47.941	39.697	36.344	31.900
23	16:32:07.630	1:46.036	39.447	35.362	31.227	23	15:30:59.073	1:46.558	39.334	35.986	31.238
24	16:33:54.510	1:46.880	39.128	35.670	32.082	24	15:32:46.915	1:47.842	39.371	36.700	31.771
p25	16:35:43.752	1:49.242	39.139	35.135		25	15:34:33.418	1:46.503	39.018	35.736	31.749
26	17:41:27.185	1:05:43.433		36.854	32.274	26	15:36:21.077	1:47.659	39.521	36.626	31.512
27	17:43:15.980	1:48.795	40.303	36.182	32.310	p27	15:38:11.678	1:50.601	39.480	36.352	
						28	16:23:37.551	45:25.873		37.759	32.339

DREIER RACING 2024 - COG - ROUND 3


12.06.2024.

Grobnik 4,168 km

Practice

12.6.2024. 09:00

Practice started at 9:00:00



Lap	Time of Day	Lap Tm	S1 Tm	S2 Tm	S3 Tm
29	16:25:26.837	1:49.286	40.691	36.783	31.812
30	16:27:14.979	1:48.142	39.935	36.585	31.622
31	16:29:03.489	1:48.510	39.848	36.574	32.088
32	16:30:50.946	1:47.457	39.947	35.789	31.721
33	16:32:38.740	1:47.794	40.051	36.023	31.720
34	16:34:27.050	1:48.310	40.049	36.515	31.746
p35	16:36:18.315	1:51.265	39.924	35.979	
36	17:39:45.414	1:03:27.099		37.548	32.838
37	17:41:34.771	1:49.357	40.006	36.716	32.635
38	17:43:21.005	1:46.234	39.324	35.578	31.332
39	17:45:07.192	1:46.187	39.132	35.501	31.554
40	17:46:56.034	1:48.842	39.993	36.412	32.437
p41	17:48:49.269	1:53.235	40.408	36.359	

(241) HECKERT Sven

1	12:44:07.064	1:51.342	41.513	36.432	33.397
2	12:45:59.318	1:52.254	42.272	37.446	32.536
3	12:47:48.572	1:49.254	41.862	35.899	31.493
4	12:49:37.257	1:48.685	40.965	35.842	31.878
5	12:51:26.221	1:48.964	41.237	35.359	32.368
6	12:53:16.578	1:50.357	42.455	35.892	32.010
7	12:55:02.817	1:46.239	40.419	34.893	30.927
8	12:56:50.122	1:47.305	40.604	34.932	31.769
p9	12:58:46.998	1:56.876	41.392	35.238	
10	15:23:34.004	1:24:47.006		37.271	33.031
11	15:25:25.060	1:51.056	42.472	36.226	32.358
12	15:27:13.903	1:48.843	41.043	35.955	31.845
13	15:29:03.570	1:49.667	41.171	36.087	32.409
14	15:30:54.989	1:51.419	41.301	36.927	33.191
p15	15:32:53.462	1:58.473	43.009	36.823	
16	16:24:20.121	51:26.659		35.797	31.936
17	16:26:07.647	1:47.526	39.960	35.247	32.319
18	16:27:55.770	1:48.123	40.699	35.599	31.825
19	16:29:43.735	1:47.965	40.685	35.101	32.179
20	16:31:33.868	1:50.133	41.112	36.377	32.644
p21	16:33:27.872	1:54.004	40.896	35.976	
22	17:44:21.468	1:10:53.596		36.920	32.632
23	17:46:12.882	1:51.414	41.632	36.064	33.718
24	17:48:03.221	1:50.339	41.776	35.517	33.046
25	17:49:50.384	1:47.163	40.184	35.205	31.774
26	17:51:39.730	1:49.346	41.262	35.599	32.485
p27	17:53:38.297	1:58.567	41.387	36.293	

(62) PESAK Leon

1	10:46:35.053	1:52.696	41.944	37.238	33.514
2	10:48:25.702	1:50.649	40.902	36.417	33.330
3	10:50:15.106	1:49.404	40.546	36.394	32.464
4	10:52:02.763	1:47.657	40.340	35.607	31.710
5	10:53:51.780	1:49.017	41.401	35.721	31.895
6	10:55:40.515	1:48.735	41.070	35.862	31.803
7	10:57:27.616	1:47.101	39.477	35.388	32.236
p8	10:59:20.912	1:53.296	39.864	36.680	
9	11:44:46.749	45:25.837		37.241	33.690
10	11:46:38.050	1:51.301	41.004	37.521	32.776
11	11:48:29.544	1:51.494	40.933	37.560	33.001
12	11:50:20.089	1:50.545	42.190	35.969	32.386
13	11:52:06.417	1:46.328	39.298	35.392	31.638
14	11:53:52.952	1:46.535	39.606	35.400	31.529
15	11:55:41.025	1:48.073	40.189	35.852	32.032
16	11:57:28.398	1:47.373	40.261	35.207	31.905
p17	11:59:24.442	1:56.044	39.752	35.242	
18	15:44:44.188	1:45:19.746		38.791	34.156
19	15:46:35.761	1:51.573	41.976	36.771	32.826
20	15:48:35.515	1:59.754	42.702	41.736	35.316
21	15:50:39.122	2:03.607	44.988	41.031	37.588
22	15:52:34.562	1:55.440	43.362	38.402	33.676
23	15:54:23.061	1:48.499	39.597	36.215	32.687
24	15:56:14.321	1:51.260	40.391	38.385	32.484

Lap	Time of Day	Lap Tm	S1 Tm	S2 Tm	S3 Tm
25	15:58:05.643	1:51.322	40.380	36.663	34.279
p26	16:00:04.447	1:58.804	41.505	36.652	
(286) DORN Markus					
1	11:45:36.244	1:49.494	41.105	36.090	32.299
2	11:47:24.546	1:48.302	40.617	35.446	32.239
3	11:49:12.325	1:47.779	40.105	35.542	32.132
4	11:51:00.325	1:48.000	40.001	35.568	32.431
p5	11:52:58.838	1:58.513	41.895	36.874	
6	15:43:13.078	1:50:14.240		37.128	34.867
7	15:45:04.473	1:51.395	41.525	37.217	32.653
8	15:46:55.829	1:51.356	41.577	37.321	32.458
9	15:48:48.309	1:52.480	42.272	37.638	32.570
10	15:50:40.985	1:52.676	41.625	35.601	35.450
11	15:52:33.172	1:52.187	41.998	37.586	32.603
p12	15:54:25.554	1:52.382	40.659	35.657	
13	16:42:32.731	48:07.177		36.202	32.301
14	16:44:22.016	1:49.285	41.219	36.167	31.899
15	16:46:08.517	1:46.501	39.803	34.863	31.835
16	16:47:57.655	1:49.138	39.982	34.580	34.576
17	16:49:44.510	1:46.855	40.185	34.929	31.741
18	16:51:31.027	1:46.517	40.423	34.616	31.478
p19	16:53:22.655	1:51.628	39.509	34.800	

(877) MERK-MARQUARDT Daniel

1	11:24:23.790	1:46.520	39.291	35.067	32.162
2	11:26:11.445	1:47.655	39.507	35.400	32.748
3	11:27:58.851	1:47.406	39.313	35.586	32.507
4	11:29:46.588	1:47.737	38.935	35.946	32.856
p5	11:32:00.744	2:14.156	40.036	45.008	
6	12:42:09.381	1:10:08.637		37.264	33.730
7	12:44:00.673	1:51.292	41.458	36.572	33.262
8	12:45:53.799	1:53.126	42.254	36.812	34.060
9	12:47:45.764	1:51.965	41.148	37.210	33.607
10	12:49:35.537	1:49.773	40.481	36.162	33.130
11	12:51:25.545	1:50.008	40.895	36.425	32.688
p12	12:53:18.107	1:52.562	40.251	36.443	
13	15:22:44.117	1:29:26.010		37.530	34.358
14	15:24:35.708	1:51.591	41.216	36.579	33.796
15	15:26:27.017	1:51.309	40.521	37.156	33.632
16	15:28:18.254	1:51.237	40.648	37.468	33.121
p17	15:30:14.688	1:56.434	40.524	38.617	

(92) LIPPING Stefan

1	11:47:32.400	1:49.166	40.931	36.486	31.749
2	11:49:21.190	1:48.790	39.753	36.002	33.035
3	11:51:12.780	1:51.590	40.905	37.833	32.852
4	11:53:04.659	1:51.879	40.514	36.499	34.866
5	11:54:52.386	1:47.727	41.027	35.431	31.269
6	11:56:38.973	1:46.587	39.505	35.720	31.362
p7	11:58:43.828	2:04.855	42.000	37.300	
8	16:45:32.309	1:46:48.481		36.286	32.694
9	16:47:20.656	1:48.347	40.784	36.127	31.436
10	16:49:11.955	1:51.299	41.268	36.018	34.013
11	16:50:59.536	1:47.581	40.553	35.753	31.275
12	16:52:48.243	1:48.707	40.618	36.548	31.541
13	16:54:35.938	1:47.695	39.899	36.227	31.569
14	16:56:23.390	1:47.452	40.150	35.739	31.563
15	16:58:11.304	1:47.914	40.618	36.279	31.017
p16	17:00:08.887	1:57.583	39.781	35.339	

(293) TERZIC Gavrilo

1	11:45:46.055	1:50.622	41.237	36.810	32.575
2	11:47:36.843	1:50.788	40.515	36.850	33.423
3	11:49:26.379	1:49.536	40.728	36.609	32.199
4	11:51:16.901	1:50.522	40.508	36.858	33.156
5	11:53:06.269	1:49.368	40.018	36.244	33.106
6	11:54:57.116	1:50.847	41.266	36.545	33.036

DREIER RACING 2024 - COG - ROUND 3


12.06.2024.

Grobnik 4,168 km

Practice

12.6.2024. 09:00

Practice started at 9:00:00



Lap	Time of Day	Lap Tm	S1 Tm	S2 Tm	S3 Tm	Lap	Time of Day	Lap Tm	S1 Tm	S2 Tm	S3 Tm
7	11:56:48.472	1:51.356	41.566	37.097	32.693	22	17:38:28.955	46:05.075		40.468	35.563
p8	11:58:51.864	2:03.392	41.668	37.934		23	17:40:25.054	1:56.099	44.369	37.685	34.045
9	12:50:24.955	51:33.091		37.578	32.179	24	17:42:17.224	1:52.170	42.807	37.046	32.317
10	12:52:13.122	1:48.167	40.507	36.119	31.541	25	17:44:07.214	1:49.990	41.305	36.038	32.647
11	12:54:09.229	1:56.107	44.247	37.972	33.888	26	17:45:56.425	1:49.211	41.261	35.707	32.243
12	12:55:56.225	1:46.996	40.083	35.573	31.340	p27	17:47:51.244	1:54.819	40.699	36.329	
p13	12:57:48.261	1:52.036	40.143	35.900		(75) FABIO DI Mauro					
14	16:43:16.371	1:45:28.110		39.977	33.162	1	12:44:23.680	1:58.323	43.632	39.989	34.702
15	16:45:07.073	1:50.702	41.798	36.409	32.495	2	12:46:15.935	1:52.255	41.976	37.178	33.101
16	16:47:00.045	1:52.972	40.696	38.883	33.393	3	12:48:07.268	1:51.333	42.074	36.663	32.596
17	16:48:50.372	1:50.327	40.825	36.588	32.914	4	12:49:58.204	1:50.936	41.738	36.600	32.598
18	16:50:41.743	1:51.371	42.183	37.457	31.731	5	12:51:48.151	1:49.947	41.328	36.229	32.390
19	16:52:30.720	1:48.977	40.361	36.345	32.271	p6	12:53:47.411	1:59.260	43.385	36.966	
20	16:54:19.519	1:48.799	40.060	36.440	32.299	7	15:43:45.633	1:49:58.222		38.943	33.924
21	16:56:08.437	1:48.918	40.093	36.970	31.855	8	15:45:38.308	1:52.675	41.775	37.404	33.496
22	16:58:02.215	1:53.778	42.196	37.733	33.849	9	15:47:30.299	1:51.991	41.889	37.213	32.889
p23	17:00:05.886	2:03.671	40.595	37.024		p10	15:49:40.552	2:10.253	46.648	45.684	
(984) DIERING Markus						11	15:51:47.764	2:07.212		37.321	32.591
1	11:46:28.725	1:54.909	43.036	37.603	34.270	12	15:53:36.529	1:48.765	39.686	36.492	32.587
2	11:48:27.967	1:59.242	43.430	39.910	35.902	13	15:55:27.986	1:51.457	40.921	38.402	32.134
3	11:50:20.918	1:52.951	42.648	36.915	33.388	p14	15:57:21.115	1:53.129	39.986	35.791	
4	11:52:13.089	1:52.171	41.993	36.893	33.285	15	16:43:19.240	45:58.125		41.416	33.229
5	11:54:05.541	1:52.452	42.195	36.947	33.310	p16	16:45:15.223	1:55.983	41.304	36.744	
6	11:55:55.981	1:50.440	41.141	36.456	32.843	17	16:47:33.334	2:18.111		41.070	32.841
p7	11:57:56.800	2:00.819	41.857	36.471		18	16:49:23.482	1:50.148	40.885	36.366	32.897
8	15:43:27.366	1:45:30.566		39.375	33.264	p19	16:51:22.013	1:58.531	43.094	37.417	
9	15:45:21.328	1:53.962	41.712	39.198	33.052	20	16:53:31.442	2:09.429		36.960	32.543
10	15:47:15.276	1:53.948	42.303	37.861	33.784	21	16:55:21.039	1:49.597	40.848	36.141	32.608
11	15:49:10.134	1:54.858	42.069	39.591	33.198	p22	16:57:20.933	1:59.894	45.942	37.250	
12	15:51:02.271	1:52.137	41.310	37.002	33.825	23	17:44:21.484	47:00.551		37.102	32.813
13	15:52:52.730	1:50.459	41.018	37.074	32.367	24	17:46:13.278	1:51.794	42.274	36.408	33.112
14	15:54:46.569	1:53.839	40.887	39.664	33.288	25	17:48:03.871	1:50.593	43.033	35.512	32.048
15	15:56:38.364	1:51.795	41.166	37.975	32.654	26	17:49:52.889	1:49.018	40.526	35.887	32.605
p16	15:58:35.007	1:56.643	43.410	37.773		27	17:51:41.490	1:48.601	41.036	35.947	31.618
17	16:43:00.133	44:25.126		37.495	33.539	p28	17:53:38.256	1:56.766	41.592	36.460	
18	16:44:54.310	1:54.177	41.797	38.519	33.861	(51) GÜNTHER Klaus					
19	16:46:43.807	1:49.497	40.896	36.044	32.557	1	10:45:59.690	2:07.321	47.305	41.876	38.140
20	16:48:34.168	1:50.361	40.725	36.616	33.020	2	10:48:05.204	2:05.514	47.877	40.828	36.809
21	16:50:26.780	1:52.612	41.911	37.102	33.599	3	10:50:04.007	1:58.803	45.160	39.286	34.357
22	16:52:17.102	1:50.322	41.702	36.426	32.192	4	10:52:01.529	1:57.522	44.166	38.784	34.572
23	16:54:05.588	1:48.486	41.141	35.475	31.870	5	10:53:57.516	1:55.987	43.717	37.767	34.503
24	16:55:53.612	1:48.024	40.614	35.596	31.814	6	10:55:56.834	1:55.861	43.167	38.359	34.335
25	16:57:42.708	1:49.096	39.770	36.002	33.324	7	10:57:50.460	1:57.083	43.526	38.960	34.597
p26	16:59:38.775	1:56.067	39.860	35.427		p8	10:59:54.708	2:04.248	42.464	37.765	
(233) MIEBACH Clarissa						9	11:44:46.414	44:51.706		38.240	33.705
1	11:46:05.205	1:51.667	41.853	37.171	32.643	10	11:46:37.657	1:51.243	41.000	37.353	32.890
2	11:47:54.952	1:49.747	41.205	35.749	32.793	11	11:48:32.290	1:54.633	42.918	37.768	33.947
3	11:49:53.230	1:58.278	44.894	36.777	36.607	12	11:50:27.785	1:55.495	44.686	38.340	32.469
4	11:51:43.470	1:50.240	41.240	36.403	32.597	13	11:52:17.290	1:49.505	41.116	35.794	32.595
5	11:53:31.959	1:48.489	40.875	35.598	32.016	14	11:54:06.735	1:49.445	40.844	35.701	32.900
6	11:55:22.007	1:50.048	40.279	35.461	34.308	15	11:55:56.834	1:50.099	41.280	35.788	33.031
7	11:57:14.728	1:52.721	41.206	38.131	33.384	16	11:57:48.206	1:51.372	41.744	36.396	33.232
p8	11:59:10.281	1:55.553	40.815	35.686		p17	11:59:47.184	1:58.978	41.845	36.241	
9	15:44:17.525	1:45:07.244		37.982	33.796	18	12:39:03.017	39:15.833		38.132	34.279
10	15:46:07.363	1:49.838	41.347	35.640	32.851	19	12:40:53.764	1:50.747	42.483	35.858	32.406
11	15:47:57.839	1:50.476	41.162	36.643	32.671	20	12:42:48.797	1:55.033	42.623	38.256	34.154
12	15:49:47.712	1:49.873	40.990	35.729	33.154	21	12:44:42.100	1:53.303	41.795	37.646	33.862
p13	15:51:46.964	1:59.252	42.015	37.581		22	12:46:30.742	1:48.642	40.432	35.658	32.552
14	15:54:02.543	2:15.579		37.080	33.286	23	12:48:23.955	1:53.213	40.978	38.192	34.043
15	15:55:50.741	1:48.198	40.356	35.902	31.940	24	12:50:18.087	1:54.132	43.675	37.169	33.288
p16	15:57:50.519	1:59.778	42.312	38.254		25	12:52:12.667	1:54.580	43.077	37.777	33.726
17	16:44:53.229	47:02.710		37.967	33.436	26	12:54:10.875	1:58.208	44.269	38.288	35.651
18	16:46:43.748	1:50.519	40.909	36.354	33.256	27	12:56:00.128	1:49.253	40.816	35.977	32.460
19	16:48:34.687	1:50.939	41.746	36.489	32.704	p28	12:57:53.587	1:53.459	41.645	35.834	
20	16:50:27.051	1:52.364	41.943	36.876	33.545	29	15:43:10.360	1:45:16.773		40.951	36.704
p21	16:52:23.880	1:56.829	42.176	36.518		30	15:45:05.736	1:55.376	42.744	38.595	34.037

DREIER RACING 2024 - COG - ROUND 3


12.06.2024.

Grobnik 4,168 km

Practice

12.6.2024. 09:00

Practice started at 9:00:00



Lap	Time of Day	Lap Tm	S1 Tm	S2 Tm	S3 Tm
31	15:47:01.617	1:55.881	41.107	41.183	33.591
32	15:48:55.245	1:53.628	41.383	38.353	33.892
33	15:50:51.687	1:56.442	42.765	38.592	35.085
34	15:52:47.367	1:55.680	42.758	39.336	33.586
35	15:54:46.455	1:59.088	44.743	40.918	33.427
36	15:56:42.225	1:55.770	41.924	39.177	34.669
37	15:58:35.013	1:52.788	40.639	38.008	34.141
p38	16:00:38.736	2:03.723	42.799	38.710	39.158
39	16:43:24.939	42:46.203		39.158	36.337
40	16:45:26.286	2:01.347	46.033	41.829	33.485
41	16:47:19.353	1:53.067	41.176	36.758	35.133
42	16:49:13.708	1:54.355	42.168	36.307	35.880
43	16:51:03.610	1:49.902	41.204	36.212	32.486
44	16:52:56.660	1:53.050	41.691	37.600	33.759
45	16:54:50.618	1:53.958	42.222	37.154	34.582
46	16:56:45.832	1:55.214	41.938	39.009	34.267
p47	16:58:49.968	2:04.136	43.228	38.249	38.249
48	17:39:38.746	40:48.778		38.295	36.388
49	17:41:34.783	1:56.037	43.476	37.819	34.742
50	17:43:25.116	1:50.333	41.425	36.061	32.847
51	17:45:17.040	1:51.924	41.889	37.049	32.986
52	17:47:08.234	1:51.194	41.531	36.807	32.856
53	17:48:59.133	1:50.899	41.284	36.524	33.091
54	17:50:49.717	1:50.584	41.246	36.334	33.004
55	17:52:41.629	1:51.912	41.293	36.684	33.935
56	17:54:32.523	1:50.894	41.600	36.308	32.986
57	17:56:26.347	1:53.824	41.167	37.160	35.497
p58	17:58:23.642	1:57.295	41.548	36.818	

(666) SCHMID Frank

1	10:45:13.683	1:55.117	42.997	37.840	34.280
2	10:47:14.267	2:00.584	46.987	39.781	33.816
3	10:49:10.618	1:56.351	41.982	39.355	35.014
4	10:51:05.647	1:55.029	44.628	37.902	32.499
5	10:52:57.669	1:52.022	41.484	36.905	32.633
6	10:54:48.101	1:50.432	40.972	36.969	33.491
7	10:56:39.291	1:51.190	41.433	37.031	32.726
8	10:58:30.161	1:50.870	40.836	36.880	33.154
p9	11:00:43.879	2:13.718	41.785	39.058	
10	11:43:45.299	43:01.420		37.787	33.020
11	11:45:34.513	1:49.214	40.274	36.600	32.340
12	11:47:24.618	1:50.105	40.461	36.119	33.525
13	11:49:19.391	1:54.773	43.695	38.097	32.981
14	11:51:12.043	1:52.652	41.810	38.170	32.672
15	11:53:06.260	1:54.217	40.756	37.649	35.812
16	11:54:56.919	1:50.659	40.771	36.286	33.602
17	11:56:48.237	1:51.318	41.552	36.789	32.977
p18	11:58:54.448	2:06.211	42.583	38.820	
19	15:43:13.626	1:44:19.178		37.599	34.173
20	15:45:08.101	1:54.475	44.774	36.636	33.065
21	15:47:02.484	1:54.383	41.577	39.221	33.585
22	15:48:54.899	1:52.415	41.594	37.580	33.241
23	15:50:50.849	1:55.950	42.752	38.377	34.821
24	15:52:45.856	1:55.007	43.273	39.121	32.613
25	15:54:39.340	1:53.484	41.301	39.543	32.640
26	15:56:31.114	1:51.774	41.071	37.717	32.986
27	15:58:22.585	1:51.471	40.838	37.743	32.890
p28	16:00:24.409	2:01.824	41.594	38.491	
29	16:42:31.597	42:07.188		37.035	32.113
30	16:44:23.257	1:51.660	41.308	37.045	33.307
31	16:46:12.583	1:49.326	40.711	36.466	32.149
32	16:48:02.956	1:50.373	41.141	36.966	32.266
33	16:49:59.935	1:56.979	41.392	39.923	35.664
34	16:51:50.482	1:50.547	41.193	36.700	32.654
35	16:53:40.125	1:49.643	40.346	37.109	32.188
36	16:55:29.161	1:49.036	40.142	36.210	32.684
37	16:57:18.671	1:49.510	40.260	36.454	32.796
p38	16:59:18.813	2:00.142	40.803	37.128	

Lap	Time of Day	Lap Tm	S1 Tm	S2 Tm	S3 Tm
(29) HERTKORN Elvira					
1	11:25:41.033	1:53.667	42.040	37.912	33.715
2	11:27:33.305	1:52.272	41.684	37.339	33.249
3	11:29:23.582	1:50.277	40.777	37.141	32.359
4	11:31:13.974	1:50.392	41.178	36.980	32.234
5	11:33:04.524	1:50.550	40.485	37.100	32.965
6	11:34:54.027	1:49.503	40.300	36.729	32.474
7	11:36:43.149	1:49.122	40.541	36.631	31.950
p8	11:38:38.842	1:55.693	40.290	36.475	
9	15:23:59.782	1:45:20.940		37.546	33.045
10	15:25:52.450	1:52.668	42.324	37.058	33.286
11	15:27:45.457	1:53.007	41.785	37.870	33.352
12	15:29:36.728	1:51.271	42.135	36.971	32.165
13	15:31:26.695	1:49.967	41.253	36.775	31.939
14	15:33:17.366	1:50.671	40.918	36.861	32.892
p15	15:35:16.587	1:59.221	42.599	38.180	
16	16:24:24.974	49:08.387		37.088	33.241
17	16:26:16.515	1:51.541	41.232	37.202	33.107
18	16:28:07.781	1:51.266	41.257	37.510	32.499
19	16:29:57.384	1:49.603	40.386	37.073	32.144
20	16:31:47.258	1:49.874	40.698	36.865	32.311
21	16:33:37.399	1:50.141	40.752	36.544	32.845
22	16:35:26.747	1:49.348	40.618	36.597	32.133
p23	16:37:26.938	2:00.191	40.794	35.888	
(613) DREXELIUS Lukas					
1	11:47:53.913	1:49.225	39.911	35.660	33.654
2	11:49:44.887	1:50.974	40.135	37.334	33.505
p3	11:51:47.142	2:02.255	43.105	39.278	
p4	12:37:04.603	45:17.461		1:21.601	
(78) BLANKENBERG Bernd					
1	11:27:45.433	1:49.442	40.277	36.103	33.062
p2	11:29:39.619	1:54.186	40.792	36.145	
(193) AGNIC Tomislav					
1	10:52:29.162	1:58.333	43.944	39.035	35.354
2	10:54:27.304	1:58.142	43.792	39.037	35.313
3	10:56:24.315	1:57.011	43.377	39.006	34.628
4	10:58:21.002	1:56.687	43.781	38.901	34.005
p5	11:00:41.114	2:20.112	44.284	43.937	
6	11:46:43.327	46:02.213		43.427	34.950
7	11:48:38.106	1:54.779	42.794	38.265	33.720
8	11:50:34.355	1:56.249	43.758	38.946	33.545
9	11:52:26.462	1:52.107	41.681	37.468	32.958
p10	11:54:32.230	2:05.768	41.828	40.353	
11	12:45:50.930	51:18.700		37.978	33.554
12	12:47:43.060	1:52.130	41.597	37.444	33.089
13	12:49:33.443	1:50.383	40.432	36.609	33.342
14	12:51:22.924	1:49.481	40.666	36.040	32.775
p15	12:53:14.864	1:51.940	40.034	35.237	
16	15:45:47.156	1:52:32.292		39.590	35.684
17	15:47:42.683	1:55.527	42.668	38.462	34.397
(306) KLEIN Elena					
1	10:49:39.683	2:03.169	45.061	40.536	37.572
2	10:51:44.850	2:05.167	45.926	41.106	38.135
3	10:53:49.351	2:04.501	46.101	42.097	36.303
4	10:55:47.333	1:57.982	44.134	38.467	35.381
5	10:57:45.189	1:57.856	44.696	38.069	35.091
p6	10:59:47.219	2:02.030	42.281	37.764	
7	11:43:57.610	44:10.391		39.699	35.437
8	11:45:51.076	1:53.466	42.557	36.802	34.107
9	11:47:41.036	1:49.960	41.033	35.642	33.285
10	11:49:32.948	1:51.912	40.100	37.624	34.188
11	11:51:25.999	1:53.051	41.524	38.281	33.246
12	11:53:20.915	1:54.916	41.442	38.215	35.259

DREIER RACING 2024 - COG - ROUND 3


12.06.2024.

Grobnik 4,168 km

Practice

12.6.2024. 09:00

Practice started at 9:00:00



Lap	Time of Day	Lap Tm	S1 Tm	S2 Tm	S3 Tm
13	11:55:17.355	1:56.440	43.075	38.970	34.395
14	11:57:15.648	1:58.293	42.109	39.546	36.638
p15	11:59:23.199	2:07.551	43.980	38.717	
16	16:43:15.283	1:43:52.084		40.089	35.441
17	16:45:11.298	1:56.015	42.854	38.332	34.829
18	16:47:06.448	1:55.150	42.166	37.542	35.442
19	16:49:06.911	2:00.463	45.484	39.745	35.234
20	16:51:03.152	1:56.241	42.869	38.283	35.089
21	16:52:56.255	1:53.103	41.600	37.840	33.663
22	16:54:49.651	1:53.396	42.233	37.200	33.963
23	16:56:45.000	1:55.349	42.568	38.226	34.555
p24	16:58:47.822	2:02.822	43.363	38.397	
(413) DOLLNER Sven					
1	10:48:36.444	1:58.832	44.939	37.992	35.901
2	10:50:31.979	1:55.535	42.384	37.134	36.017
3	10:52:29.929	1:57.950	43.017	39.048	35.885
p4	10:54:38.801	2:08.872	43.945	40.979	
5	11:43:46.843	49:08.042		37.772	35.202
6	11:45:41.529	1:54.686	43.044	37.449	34.193
7	11:47:36.729	1:55.200	42.292	37.752	35.156
8	11:49:32.727	1:55.998	43.688	37.745	34.565
9	11:51:23.704	1:50.977	41.183	36.628	33.166
p10	11:53:25.774	2:02.070	40.804	36.636	
11	15:43:12.949	1:49:47.175		38.413	36.806
12	15:45:09.692	1:56.743	43.947	37.482	35.314
p13	15:47:13.213	2:03.521	42.793	37.515	
14	15:50:31.882	3:18.669		37.275	37.514
15	15:52:26.294	1:54.412	42.937	37.352	34.123
16	15:54:18.244	1:51.950	41.651	37.013	33.286
p17	15:56:31.900	2:13.656	43.696	40.866	
18	16:42:51.966	46:20.066		37.550	36.098
19	16:44:43.711	1:51.745	41.572	36.859	33.314
20	16:46:36.313	1:52.602	41.501	36.692	34.409
21	16:48:29.518	1:53.205	42.354	36.780	34.071
p22	16:50:32.276	2:02.758	42.594	38.128	

Lap	Time of Day	Lap Tm	S1 Tm	S2 Tm	S3 Tm
3	10:51:44.566	2:08.970	48.478	42.195	38.297
4	10:53:50.132	2:05.566	46.105	41.921	37.540
p5	10:56:02.096	2:11.964	48.233	42.621	
6	11:44:33.810	48:31.714		42.471	35.721
7	11:46:36.328	2:02.518	45.803	40.097	36.618
8	11:48:37.816	2:01.488	45.088	40.820	35.580
9	11:50:43.243	2:05.427	45.780	43.782	35.865
10	11:52:40.276	1:57.033	43.713	38.569	34.751
p11	11:54:40.456	2:00.180	43.119	39.740	
12	11:56:57.785	2:17.329		39.438	36.292
p13	11:58:59.494	2:01.709	43.402	39.381	
14	12:41:10.575	42:11.081		41.748	36.795
p15	12:43:22.177	2:11.602	45.539	43.443	
16	15:43:11.829	1:59:49.652		42.646	38.917
17	15:45:21.034	2:09.205	48.582	42.640	37.983
18	15:47:28.707	2:07.673	47.251	42.246	38.176
19	15:49:34.148	2:05.441	47.028	41.104	37.309
20	15:51:39.745	2:05.597	46.731	40.802	38.064
21	15:53:39.694	1:59.949	44.756	39.328	35.865
22	15:55:45.918	2:06.224	43.903	42.970	39.351
23	15:57:47.120	2:01.202	45.499	39.437	36.266
p24	15:59:52.205	2:05.085	45.083	39.862	
25	16:43:24.191	43:31.986		42.749	38.361
p26	16:45:33.007	2:08.816	46.385	42.316	
27	16:47:57.330	2:24.323		40.861	36.782
28	16:49:59.680	2:02.350	45.936	40.097	36.317
29	16:51:59.120	1:59.440	44.778	38.738	35.924
p30	16:54:09.309	2:10.189	46.197	40.296	
31	17:51:16.841	57:07.532		39.555	36.828
32	17:53:09.819	1:52.978	42.241	37.088	33.649
33	17:55:01.705	1:51.886	41.398	36.673	33.815
p34	17:56:59.795	1:58.090	43.140	37.820	

(13) BAIST Steven					
1	11:47:59.125	1:52.467	41.560	37.549	33.358
2	11:49:51.229	1:52.104	41.546	36.875	33.683
p3	11:51:47.944	1:56.715	41.252	37.848	

(268) HERISCH Heinrich					
1	11:46:54.556	2:01.146	44.652	40.486	36.008
2	11:48:53.462	1:58.906	42.783	40.052	36.071
3	11:50:53.029	1:59.567	42.876	39.667	37.024
4	11:52:51.590	1:58.561	43.998	39.617	34.946
5	11:54:45.892	1:54.302	41.938	37.611	34.753
6	11:56:38.400	1:52.508	40.892	38.459	33.157
p7	11:58:46.016	2:07.616	42.266	37.493	

(612) MERK Arnold					
1	10:49:32.133	1:58.892	44.787	38.574	35.531
2	10:51:29.580	1:57.447	43.834	37.896	35.717
3	10:53:25.869	1:56.289	43.762	37.458	35.069
4	10:55:23.481	1:57.612	43.769	38.466	35.377
5	10:57:21.614	1:58.133	43.900	38.389	35.844
p6	10:59:24.061	2:02.447	44.167	38.422	
7	12:44:44.525	1:45:20.464		39.232	36.703
8	12:46:45.575	2:01.050	45.701	39.137	36.212
9	12:48:44.716	1:59.141	44.737	39.253	35.151
10	12:50:43.720	1:59.004	44.304	38.483	36.217
11	12:52:41.268	1:57.548	44.184	38.115	35.249
12	12:54:37.748	1:56.480	43.401	38.236	34.843
13	12:56:32.584	1:54.836	43.501	36.959	34.376
14	12:58:25.166	1:52.582	42.210	36.483	33.889
p15	13:00:23.271	1:58.105	42.336	36.953	
p16	15:47:54.440	1:47:31.169		46.803	
17	16:43:23.495	55:29.055		42.889	38.111
18	16:45:30.105	2:06.610	46.482	42.379	37.749
19	16:47:37.027	2:06.922	47.378	42.573	36.971
20	16:49:40.345	2:03.318	46.057	40.425	36.836

(9) PAWLIK Viktor					
1	10:47:23.698	2:13.458	49.934	44.363	39.161
2	10:49:35.596	2:11.898	49.062	43.862	38.974

DREIER RACING 2024 - COG - ROUND 3


12.06.2024.

Grobnik 4,168 km

Practice

12.6.2024. 09:00

Practice started at 9:00:00



Lap	Time of Day	Lap Tm	S1 Tm	S2 Tm	S3 Tm
21	6:51:41.878	2:01.533	45.025	40.234	36.274
22	6:53:43.004	2:01.126	45.079	40.102	35.945
23	6:55:42.635	1:59.631	44.511	39.345	35.775
24	6:57:44.470	2:01.835	45.482	39.760	36.593
p25	6:59:50.913	2:06.443	44.248	40.154	

Lap	Time of Day	Lap Tm	S1 Tm	S2 Tm	S3 Tm
5	16:43:47.692	52:58.063		38.815	33.881
6	16:45:42.869	1:55.177	43.265	38.315	33.597
7	16:47:37.487	1:54.618	42.299	37.936	34.383
8	16:49:30.624	1:53.137	42.776	37.620	32.741
p9	16:51:29.639	1:59.015	42.884	38.071	

(424) HUPFAUF Sandra

1	11:46:43.346	2:03.518	44.970	40.932	37.616
2	11:48:45.472	2:02.126	44.856	40.513	36.757
3	11:50:46.481	2:01.009	43.077	41.032	36.900
4	11:52:46.148	1:59.667	42.800	40.416	36.451
5	11:54:46.265	2:00.117	43.380	40.413	36.324
6	11:56:46.281	2:00.016	43.108	40.308	36.600
p7	11:58:56.256	2:09.975	42.923	40.561	
8	12:00:56.666	43:55.410	43.795	38.000	
9	12:02:56.666	2:02.708	45.769	40.781	36.158
10	12:04:56.666	2:03.589	44.225	41.224	38.140
11	12:06:56.666	2:02.174	44.730	39.477	37.967
12	12:08:56.666	1:58.285	43.675	38.934	35.676
13	12:10:56.666	1:57.581	42.956	39.010	35.615
14	12:12:56.666	1:58.521	42.918	39.643	35.960
15	12:14:56.666	1:55.208	42.225	38.337	34.646
p16	12:16:56.666	1:59.880	41.931	38.564	
17	12:18:56.666	1:46:36.103	41.440	37.380	
18	12:20:56.666	2:02.833	44.541	40.695	37.597
19	12:22:56.666	2:01.484	44.907	40.628	35.949
20	12:24:56.666	2:00.609	43.414	39.539	37.656
21	12:26:56.666	2:03.662	44.338	42.103	37.221
22	12:28:56.666	1:57.770	42.522	39.082	36.163
23	12:30:56.666	1:59.060	43.043	39.576	36.441
p24	12:32:56.666	2:05.343	43.426	39.150	
25	12:34:56.666	47:23.116	40.075	37.641	
26	12:36:56.666	1:59.178	43.201	39.623	36.354
27	12:38:56.666	1:57.608	43.051	38.740	35.817
28	12:40:56.666	1:56.675	43.230	38.376	35.063
29	12:42:56.666	1:55.557	42.436	38.492	34.629
30	12:44:56.666	1:56.292	42.793	38.389	35.110
p31	12:46:56.666	2:01.408	42.828	37.989	
32	12:48:56.666	40:04.033	38.534	35.312	
33	12:50:56.666	1:54.820	42.244	38.135	34.441
34	12:52:56.666	1:54.349	41.766	37.578	35.005
35	12:54:56.666	1:52.819	41.899	37.359	33.561
36	12:56:56.666	1:53.329	41.645	37.701	33.983
37	12:58:56.666	1:54.895	41.851	37.259	35.785
38	12:59:56.666	1:54.117	41.977	37.340	34.800
p39	13:01:56.666	1:59.673	42.021	38.231	

(77) BARTEL Matthias

1	10:45:12.895	2:00.324	44.338	39.046	36.940
2	10:47:11.096	1:58.201	47.160	38.359	32.682
3	10:49:10.060	1:58.964	44.431	39.534	34.999
p4	10:51:12.428	2:02.368	45.511	38.807	
5	11:44:50.362	53:37.934	39.141	32.935	
6	11:46:47.826	1:57.464	42.790	41.913	32.761
7	11:48:41.105	1:53.279	42.156	38.573	32.550
8	11:50:39.424	1:58.319	42.225	41.280	34.814
9	11:52:34.457	1:55.033	43.430	37.641	33.962
p10	11:54:34.529	2:00.072	43.625	39.782	

(821) GWOSDEK Patrick

1	10:49:09.643	2:01.220	46.624	39.465	35.131
2	10:51:07.414	1:57.771	45.055	38.058	34.658
3	10:53:04.464	1:57.050	44.477	38.513	34.060
4	10:55:01.657	1:57.193	44.137	37.856	35.200
p5	10:57:04.955	2:03.298	44.782	38.068	
6	12:49:53.015	1:52:48.060	38.776	34.663	
7	12:51:48.063	1:55.048	43.806	37.406	33.836
8	12:53:42.346	1:54.283	42.949	37.232	34.102
9	12:55:35.927	1:53.581	43.130	36.877	33.574
p10	12:57:36.326	2:00.399	43.416	37.453	
11	16:43:37.126	1:46:00.800	38.183	34.349	
12	16:45:33.655	1:56.529	44.116	38.154	34.259
13	16:47:28.803	1:55.148	43.772	37.339	34.037
14	16:49:23.019	1:54.216	43.062	37.209	33.945
15	16:51:21.090	1:58.071	42.858	37.741	37.472
16	16:53:19.853	1:58.763	46.170	37.033	35.560
17	16:55:15.552	1:55.699	42.869	37.658	35.172
18	16:57:12.645	1:57.093	43.247	38.709	35.137
p19	16:59:11.907	1:59.262	43.238	36.891	
20	17:44:55.664	45:43.757	38.393	34.838	
21	17:46:49.941	1:54.277	43.255	37.367	33.655
22	17:48:43.994	1:54.053	42.864	37.544	33.645
23	17:50:39.187	1:55.193	43.709	37.294	34.190
p24	17:52:39.305	2:00.118	43.062	37.261	
p25	17:55:03.141	2:23.836	38.545		

(28) OTT Erwin

1	11:45:57.009	1:56.799	44.662	37.891	34.246
2	11:47:50.763	1:53.754	42.811	37.034	33.909
3	11:49:44.546	1:53.783	42.800	37.459	33.524
p4	11:51:46.068	2:01.522	43.271	38.808	
5	15:44:58.984	1:53:12.916	39.743	35.509	
6	15:46:58.249	1:59.265	45.258	38.862	35.145
7	15:48:53.843	1:55.594	43.932	38.323	33.339
8	15:50:49.765	1:55.922	43.439	38.295	34.188
9	15:52:46.400	1:56.635	43.973	38.823	33.839
10	15:54:42.123	1:55.723	44.204	38.310	33.209
11	15:56:37.793	1:55.670	43.168	37.833	34.669
12	15:58:34.317	1:56.524	43.788	38.440	34.296
p13	16:00:35.458	2:01.141	42.903	37.956	
14	16:46:24.455	45:48.997	39.008	35.317	
15	16:48:22.327	1:57.872	43.931	38.877	35.064
16	16:50:19.102	1:56.775	44.159	38.130	34.486
17	16:52:16.312	1:57.210	44.211	38.813	34.186
18	16:54:12.060	1:55.748	43.729	38.012	34.007
19	16:56:07.165	1:55.105	42.827	37.748	34.530
20	16:58:01.576	1:54.411	43.241	37.734	33.436
p21	17:00:09.721	2:08.145	44.884	38.799	

(158) POINTNER Max

1	11:51:21.121	2:03.403	43.902	41.302	38.199
2	11:53:21.671	2:00.550	43.495	39.277	37.778
3	11:55:22.215	2:00.544	43.605	38.972	37.967
4	11:57:21.758	1:59.543	43.572	38.637	37.334
p5	11:59:29.274	2:07.516	43.331	38.912	
6	12:41:11.691	41:42.417	39.851	37.250	
7	12:43:13.606	2:01.915	44.947	40.731	36.237
8	12:45:08.637	1:55.031	42.171	36.622	36.238
9	12:47:03.307	1:54.670	41.848	36.706	36.116
10	12:48:59.832	1:56.525	41.351	38.090	37.084
11	12:50:55.153	1:55.321	42.045	36.746	36.530
12	12:52:49.101	1:53.948	41.209	36.539	36.200
13	12:54:42.106	1:53.005	41.259	36.232	35.514
p14	12:56:36.656	1:54.550	41.457	36.415	

(969) MEERGANS Martin

1	15:44:58.838	1:56.641	42.826	39.000	34.815
2	15:46:55.086	1:56.248	43.872	38.274	34.102
3	15:48:49.964	1:54.878	42.589	38.167	34.122
p4	15:50:49.629	1:59.665	42.470	37.827	

DREIER RACING 2024 - COG - ROUND 3

12.06.2024.

Grobnik 4,168 km

Practice

12.6.2024. 09:00

Practice started at 9:00:00

Lap	Time of Day	Lap Tm	S1 Tm	S2 Tm	S3 Tm
(699) GORANSON Samantha					
1	11:45:57.152	1:57.603	44.281	38.457	34.865
2	11:47:53.910	1:56.758	43.392	38.221	35.145
3	11:49:47.768	1:53.858	42.600	37.283	33.975
4	11:51:42.514	1:54.746	42.335	38.106	34.305
p5	11:53:36.078	1:53.564	42.216	36.768	
6	15:44:48.867	1:51:12.789		39.883	35.664
7	15:46:49.626	2:00.759	44.508	39.657	36.594
p8	15:48:52.618	2:02.992	44.567	40.013	
9	16:44:11.322	55:18.704		39.213	36.067
10	16:46:09.785	1:58.463	43.847	39.095	35.521
11	16:48:08.261	1:58.476	43.993	39.045	35.438
12	16:50:05.969	1:57.708	43.498	38.820	35.390
13	16:52:03.916	1:57.947	44.225	38.429	35.293
14	16:54:03.208	1:59.292	43.487	38.953	36.852
p15	16:56:02.564	1:59.356	44.100	37.662	
(521) MEYER Max					
1	11:47:24.272	1:59.222	44.688	39.624	34.910
2	11:49:21.489	1:57.217	43.718	38.135	35.364
3	11:51:18.650	1:57.161	43.844	38.240	35.077
4	11:53:15.727	1:57.077	43.222	37.927	35.928
5	11:55:12.206	1:56.479	42.591	37.725	36.163
p6	11:57:14.153	2:01.947	43.834	38.830	
7	15:45:07.394	1:47:53.241		41.494	35.721
8	15:47:08.385	2:00.991	45.173	39.357	36.461
9	15:49:12.853	2:04.468	46.947	42.218	35.303
10	15:51:10.360	1:57.507	43.399	37.447	36.661
11	15:53:08.820	1:58.460	44.498	38.231	35.731
p12	15:55:12.441	2:03.621	44.666	39.000	
13	16:44:01.772	48:49.331		39.237	34.360
14	16:45:58.222	1:56.450	43.788	37.988	34.674
15	16:47:57.909	1:59.687	42.829	39.845	37.013
p16	16:50:05.042	2:07.133	45.763	40.341	
(17) LINDENBERGER Yvonne					
1	11:46:27.455	2:06.197	47.360	42.553	36.284
2	11:48:29.240	2:01.785	44.467	41.129	36.189
3	11:50:35.943	2:06.703	48.444	42.804	35.455
4	11:52:34.355	1:58.412	43.340	39.631	35.441
5	11:54:33.422	1:59.067	43.515	39.756	35.796
6	11:56:31.899	1:58.477	44.141	39.033	35.303
p7	11:58:40.621	2:08.722	43.756	39.451	
8	15:43:30.388	1:44:49.767		40.787	35.177
9	15:45:28.142	1:57.754	44.090	38.871	34.793
10	15:47:29.029	2:00.887	43.420	39.894	37.573
11	15:49:34.395	2:05.366	47.090	41.119	37.157
12	15:51:31.385	1:56.990	42.719	39.265	35.006
p13	15:53:42.344	2:10.959	43.999	42.184	
14	16:43:35.222	49:52.878		39.443	37.186
15	16:45:34.754	1:59.532	44.327	39.369	35.836
16	16:47:37.556	2:02.802	43.602	42.093	37.107
17	16:49:40.853	2:03.297	45.974	40.434	36.889
18	16:51:42.368	2:01.515	44.994	40.297	36.224
19	16:53:43.638	2:01.270	45.068	40.163	36.039
20	16:55:43.410	1:59.772	44.453	39.727	35.592
p21	16:57:53.031	2:09.621	45.203	40.211	
(G69) KNEZ Andrej					
1	11:46:34.968	2:03.077	45.447	41.202	36.428
2	11:48:36.924	2:01.956	45.161	40.679	36.116
3	11:50:38.816	2:01.892	45.273	41.117	35.502
4	11:52:38.378	1:59.562	44.412	40.021	35.129
5	11:54:37.010	1:58.632	44.513	39.171	34.948
6	11:56:34.853	1:57.843	44.557	39.104	34.182
p7	11:58:43.177	2:08.324	43.910	38.828	
8	15:44:25.831	1:45:42.654		41.520	36.997
9	15:46:30.418	2:04.587	46.205	41.895	36.487

Lap	Time of Day	Lap Tm	S1 Tm	S2 Tm	S3 Tm
10	15:48:33.437	2:03.019	45.226	40.976	36.817
11	15:50:38.167	2:04.730	46.692	40.866	37.172
12	15:52:40.372	2:02.205	46.600	40.344	35.261
13	15:54:41.852	2:01.480	45.286	40.288	35.906
14	15:56:42.136	2:00.284	45.440	39.935	34.909
15	15:58:40.837	1:58.701	44.438	39.562	34.701
p16	16:00:46.893	2:06.056	44.561	39.199	
(55) RUPPERT Anna					
1	11:46:35.126	1:59.822	44.647	39.976	35.199
p2	11:48:36.676	2:01.550	42.883	38.545	
3	15:42:53.226	1:54:16.550		43.553	37.904
4	15:44:58.830	2:05.604	46.045	42.061	37.498
5	15:47:07.579	2:08.749	46.968	42.891	38.890
6	15:49:16.857	2:09.278	47.381	42.483	39.414
7	15:51:17.678	2:00.821	44.640	39.688	36.493
8	15:53:16.962	1:59.284	44.503	40.307	34.474
p9	15:55:25.461	2:08.499	45.144	41.484	
10	16:42:52.123	47:26.662		42.160	38.678
11	16:44:57.397	2:05.274	46.166	41.927	37.181
12	16:47:04.394	2:06.997	47.288	41.767	37.942
13	16:49:11.789	2:07.395	47.099	42.999	37.297
14	16:51:11.170	1:59.381	44.541	40.115	34.725
p15	16:53:22.263	2:11.093	47.186	42.561	
(910) SCHUNK Sebastian					
p1	17:43:57.178	2:09.692	46.331	41.674	
2	17:48:20.453	4:23.275		44.181	38.346
3	17:50:22.706	2:02.253	44.510	40.984	36.759
4	17:52:25.848	2:03.142	43.583	41.287	38.272
5	17:54:26.190	2:00.342	42.929	40.320	37.093
p6	17:56:29.365	2:03.175	43.772	40.138	