

DREIER RACING 2024 - COG - ROUND 3

13.06.2024.

Grobnik 4,168 km

Practice

13.6.2024. 09:00

Practice started at 9:00:00

Lap	Time of Day	Lap Tm	S1 Tm	S2 Tm	S3 Tm
(5) WURMSTEIN Robert					
1	11:05:52.985	1:47.428	39.892	33.995	33.541
2	11:07:33.038	1:40.053	38.085	32.066	29.902
3	11:09:09.467	1:36.429	35.874	31.853	28.702
4	11:10:44.909	1:35.442	35.239	31.367	28.836
5	11:12:20.838	1:35.929	35.348	31.671	28.910
6	11:13:55.255	1:34.417	35.151	30.973	28.293
7	11:15:31.073	1:35.818	35.541	31.595	28.682
p8	11:17:16.873	1:45.800	36.384	32.420	

Lap	Time of Day	Lap Tm	S1 Tm	S2 Tm	S3 Tm
(860) WOLFSGRUBER Klaus					
1	11:03:06.762	1:37.098	36.359	31.537	29.202
2	11:04:43.180	1:36.418	35.918	31.573	28.927
3	11:06:21.124	1:37.944	35.847	32.608	29.489
4	11:07:56.771	1:35.647	35.412	31.616	28.619
5	11:09:32.473	1:35.702	35.614	31.441	28.647
6	11:11:09.002	1:36.529	35.641	32.025	28.863
7	11:12:44.539	1:35.537	35.537	31.280	28.720
8	11:14:20.522	1:35.983	35.670	31.296	29.017
p9	11:15:59.598	1:39.076	35.674	31.592	
10	15:03:00.889	1:47:01.291		31.540	29.668
11	15:04:37.235	1:36.346	35.976	31.321	29.049
12	15:06:14.619	1:37.384	35.848	32.099	29.437
13	15:07:50.968	1:36.349	35.841	31.030	29.478
14	15:09:27.702	1:36.734	35.991	31.516	29.277
15	15:11:03.775	1:36.073	35.965	31.263	28.845
p16	15:12:43.784	1:40.009	35.786	31.677	
17	15:17:34.176	4:50.392		31.385	28.826
18	15:19:09.671	1:35.495	35.501	31.179	28.815
19	15:20:45.354	1:35.683	35.550	31.251	28.882
20	15:22:24.031	1:38.677	36.785	32.538	29.354
p21	15:24:05.886	1:41.855	36.006	31.553	
22	15:27:45.351	3:39.465		31.307	28.754
p23	15:29:23.437	1:38.086	35.313	31.631	
24	15:35:00.104	5:36.667		32.152	30.475
25	15:36:36.141	1:36.037	35.363	31.509	29.165
p26	15:38:14.838	1:38.697	35.326	31.357	
27	15:41:23.355	3:08.517		31.548	29.222
28	15:42:59.494	1:36.139	35.569	31.494	29.076
29	15:44:35.605	1:36.111	35.610	31.472	29.029
30	15:46:11.392	1:35.787	35.580	31.243	28.964
p31	15:47:50.377	1:38.985	35.514	32.256	

Lap	Time of Day	Lap Tm	S1 Tm	S2 Tm	S3 Tm
(915) SCHULZE Max					
1	11:06:21.370	1:43.135	39.746	33.938	29.451
2	11:08:01.837	1:40.467	37.821	33.083	29.563
3	11:09:41.958	1:40.121	37.241	32.953	29.927
4	11:11:22.028	1:40.070	38.623	33.065	28.382
5	11:12:58.377	1:36.349	36.503	31.792	28.054
6	11:14:34.540	1:36.163	35.807	31.896	28.460
7	11:16:12.306	1:37.766	36.346	32.452	28.968
8	11:17:50.051	1:37.745	35.962	32.282	29.501
p9	11:19:36.380	1:46.329	35.772	31.813	
10	16:08:38.511	1:49:02.131		34.072	31.701
11	16:10:25.468	1:46.957	40.594	35.517	30.846
12	16:12:07.522	1:42.054	38.260	33.592	30.202
13	16:13:51.989	1:44.467	37.923	33.604	32.940
14	16:15:47.321	1:55.332	49.520	34.370	31.442
15	16:17:32.427	1:45.106	39.751	34.013	31.342
16	16:19:18.944	1:46.517	39.751	35.304	31.462
p17	16:21:16.965	1:58.021	39.128	35.283	

Lap	Time of Day	Lap Tm	S1 Tm	S2 Tm	S3 Tm
(25) WALTER Daniel					
1	15:29:27.711	1:37.460	36.233	32.446	28.781
2	15:31:04.239	1:36.528	35.895	32.230	28.403
3	15:32:43.277	1:39.038	36.293	32.966	29.779
4	15:34:20.326	1:37.049	36.273	32.131	28.645

Lap	Time of Day	Lap Tm	S1 Tm	S2 Tm	S3 Tm
5	15:35:58.184	1:37.858	36.015	32.733	29.110
6	15:37:35.087	1:36.903	35.825	32.568	28.510
7	15:39:13.795	1:38.708	36.597	32.659	29.452
8	15:40:50.725	1:36.930	36.084	32.078	28.768
9	15:42:27.676	1:36.951	35.992	32.260	28.699
10	15:44:06.738	1:39.062	38.010	32.544	28.508
11	15:45:44.322	1:37.584	35.965	32.880	28.739
12	15:47:23.822	1:39.500	36.137	32.645	30.718
p13	15:49:09.752	1:45.930	37.198	32.948	

Lap	Time of Day	Lap Tm	S1 Tm	S2 Tm	S3 Tm
(113) HEUSCHNEIDER Tim					
1	11:06:08.490	1:43.598	39.395	33.779	30.424
2	11:07:49.907	1:41.417	38.280	33.127	30.010
3	11:09:30.589	1:40.682	38.061	33.064	29.557
4	11:11:10.290	1:39.701	37.369	32.909	29.423
5	11:12:51.154	1:40.864	37.623	33.363	29.878
6	11:14:30.265	1:39.111	37.334	32.596	29.181
7	11:16:09.291	1:39.026	37.260	32.387	29.379
p8	11:17:54.983	1:45.692	37.444	33.073	
9	15:10:23.494	1:52:28.511		34.471	31.907
10	15:12:05.166	1:41.672	38.723	33.722	29.227
p11	15:13:54.371	1:49.205	37.521	34.269	
12	15:18:19.532	4:25.161		34.282	32.203
13	15:19:59.483	1:39.951	37.383	33.359	29.209
14	15:21:38.571	1:39.088	36.620	33.524	28.944
15	15:23:17.250	1:38.679	37.580	32.514	28.585
16	15:24:54.668	1:37.418	36.327	32.515	28.576
17	15:26:35.066	1:40.398	36.383	33.480	30.535
18	15:28:18.201	1:43.135	39.132	34.160	29.843
19	15:29:56.052	1:37.851	36.254	32.742	28.855
20	15:31:32.713	1:36.661	36.164	32.110	28.387
p21	15:33:15.448	1:42.735	36.022	32.555	

Lap	Time of Day	Lap Tm	S1 Tm	S2 Tm	S3 Tm
(G64) KERSTEIN Robert					
1	11:05:25.155	1:40.173	37.988	32.480	29.705
2	11:07:04.179	1:39.024	37.072	32.635	29.317
3	11:08:43.036	1:38.857	36.718	32.344	29.795
4	11:10:24.022	1:40.986	37.675	33.166	30.145
5	11:12:01.093	1:37.071	36.580	31.778	28.713
6	11:13:38.459	1:37.366	36.451	31.853	29.062
7	11:15:16.387	1:37.928	36.505	32.294	29.129
8	11:16:53.314	1:36.927	36.074	31.984	28.869
9	11:18:30.512	1:37.198	36.075	31.941	29.182
p10	11:20:18.157	1:47.645	36.096	31.824	
11	11:43:12.159	22:54.002		38.904	34.853
12	11:45:10.233	1:58.074	44.436	38.696	34.942
13	11:47:07.617	1:57.384	44.170	38.522	34.692
14	11:49:04.084	1:56.467	43.831	38.193	34.443
15	11:51:00.639	1:56.555	43.500	38.176	34.879
16	11:52:59.672	1:59.033	44.347	38.489	36.197
17	11:54:57.061	1:57.389	44.841	38.208	34.340
18	11:56:54.385	1:57.324	43.722	38.954	34.648
p19	11:58:58.338	2:03.953	43.579	37.575	
20	15:09:26.105	1:10:27.767		35.097	33.002
21	15:11:08.053	1:41.948	38.951	33.431	29.566
22	15:12:50.342	1:42.289	38.995	33.568	29.726
p23	15:14:56.578	2:06.236	38.943	40.824	
24	15:45:01.226	30:04.648		33.755	29.666
25	15:46:43.347	1:42.121	38.096	33.411	30.614
26	15:48:28.377	1:45.030	39.279	35.857	29.894
27	15:50:07.707	1:39.330	37.100	32.813	29.417
28	15:51:48.701	1:40.994	38.247	32.997	29.750
p29	15:53:38.796	1:50.095	39.950	34.686	

Lap	Time of Day	Lap Tm	S1 Tm	S2 Tm	S3 Tm
(178) MONSELLATO Mario					
1	11:06:20.983	1:43.236	39.730	33.911	29.595
2	11:08:01.360	1:40.377	37.906	33.191	29.280
3	11:09:41.019	1:39.659	37.302	33.027	29.330

DREIER RACING 2024 - COG - ROUND 3

13.06.2024.

Grobnik 4,168 km

Practice

13.6.2024. 09:00

Practice started at 9:00:00

Lap	Time of Day	Lap Tm	S1 Tm	S2 Tm	S3 Tm	Lap	Time of Day	Lap Tm	S1 Tm	S2 Tm	S3 Tm
4	11:11:19.157	1:38.138	36.965	32.655	28.518	24	16:09:42.232	1:40.282	37.180	32.674	30.428
5	11:12:56.565	1:37.408	36.374	32.637	28.397	25	16:11:21.855	1:39.623	37.124	32.644	29.855
6	11:14:33.947	1:37.382	36.599	32.508	28.275	26	16:13:02.821	1:40.966	35.865	32.586	32.515
7	11:16:11.178	1:37.231	36.743	32.292	28.196	p27	16:14:47.175	1:44.354	36.592	33.752	
8	11:17:50.255	1:39.077	36.002	33.347	29.728						
p9	11:19:37.666	1:47.411	36.350	31.894		(199) STRAß Noah					
10	16:08:41.598	1:49:03.932		34.479	30.214	1	11:05:22.305	1:42.420	38.733	33.612	30.075
11	16:10:26.550	1:44.952	41.184	34.092	29.676	2	11:07:01.900	1:39.595	37.346	33.003	29.246
12	16:12:09.280	1:42.730	38.054	34.792	29.884	3	11:08:41.845	1:39.945	37.691	32.802	29.452
13	16:13:51.783	1:42.503	37.722	33.468	31.313	4	11:10:20.619	1:38.774	36.745	32.812	29.217
14	16:15:36.061	1:44.278	38.268	34.884	31.126	5	11:11:58.603	1:37.984	36.572	32.384	29.028
15	16:17:19.756	1:43.695	39.234	34.926	29.535	6	11:13:36.925	1:38.322	36.763	32.565	28.994
16	16:19:01.453	1:41.697	37.747	33.577	30.373	p7	11:15:21.512	1:44.587	36.934	32.818	
p17	16:20:55.301	1:53.848	37.903	36.516		8	15:12:13.571	1:56:52.059		36.823	34.123
(481) GLUNZ Christoph						p9	15:14:20.792	2:07.221	44.379	36.812	
1	11:04:05.305	1:40.862	37.633	33.193	30.036	10	15:18:00.896	3:40.104		35.692	31.779
2	11:05:44.362	1:39.057	37.230	32.359	29.468	p11	15:19:59.907	1:59.011	49.310	35.163	
p3	11:07:28.086	1:43.724	36.806	33.370		p12	15:22:32.915	2:33.008		35.600	
4	11:09:48.618	2:20.532		32.939	29.842	13	15:25:52.299	3:19.384		44.650	34.554
p5	11:11:34.104	1:45.486	38.201	33.270		14	15:27:45.292	1:52.993	42.627	37.113	33.253
p6	11:14:13.327	2:39.223		34.100		15	15:29:35.690	1:50.398	41.464	37.739	31.195
7	11:16:40.626	2:27.299		34.421	34.033	p16	15:31:23.346	1:47.656	38.028	34.175	
p8	11:18:28.420	1:47.794	38.339	33.176		17	15:36:47.923	5:24.577		34.542	37.974
9	15:10:23.069	1:51:54.649		34.276	31.296	18	15:38:32.116	1:44.193	37.815	34.285	32.093
10	15:12:02.893	1:39.824	37.422	33.194	29.208	p19	15:40:28.310	1:56.194	38.418	37.415	
p11	15:13:52.602	1:49.709	37.522	32.510		20	16:08:24.794	27:56.484		37.499	33.701
12	15:17:42.737	3:50.135		33.360	29.329	21	16:10:16.162	1:51.368	40.635	37.423	33.310
13	15:19:20.534	1:37.797	36.584	32.170	29.043	p22	16:12:12.372	1:56.210	38.682	35.454	
14	15:20:58.228	1:37.694	36.294	32.149	29.251	23	16:14:17.399	2:05.027		34.732	31.244
15	15:22:36.958	1:38.730	36.546	32.733	29.451	p24	16:16:08.053	1:50.654	41.517	35.082	
16	15:24:17.783	1:40.825	37.345	33.915	29.565	25	16:19:01.364	2:53.311		34.196	30.421
17	15:25:55.957	1:38.174	36.234	32.445	29.495	p26	16:20:55.549	1:54.185	38.749	35.928	
p18	15:27:49.572	1:53.615	37.105	32.724		p27	16:24:08.641	3:13.092		37.433	
19	15:30:06.038	2:16.466		32.601	29.409	(315) DALMIS Denis					
p20	15:31:47.849	1:41.811	36.801	33.055		1	11:03:51.754	1:40.735	38.069	33.014	29.652
21	16:13:48.656	42:00.807		36.763	31.218	2	11:05:31.416	1:39.662	37.416	32.812	29.434
22	16:15:36.079	1:47.423	40.815	34.733	31.875	3	11:07:15.379	1:43.963	39.420	34.743	29.800
23	16:17:21.219	1:45.140	39.666	34.692	30.782	4	11:08:54.797	1:39.418	37.534	32.630	29.254
24	16:19:05.028	1:43.809	39.610	33.895	30.304	p5	11:10:41.428	1:46.631	38.470	32.596	
p25	16:20:56.781	1:51.753	37.238	34.516		6	11:12:52.555	2:11.127		33.404	29.365
26	16:23:11.818	2:15.037		33.923	32.431	7	11:14:31.018	1:38.463	36.770	32.414	29.279
p27	16:25:22.343	2:10.525	39.770	34.905		8	11:16:09.738	1:38.720	36.881	32.322	29.517
(308) KEMP Bill						p9	11:17:55.716	1:45.978	37.178	33.528	
1	11:05:39.785	1:41.622	37.889	33.393	30.340	10	15:35:00.764	1:17:05.048		37.309	34.159
2	11:07:19.065	1:39.280	37.011	32.545	29.724	11	15:36:53.637	1:52.873	43.296	36.359	33.218
3	11:08:58.115	1:39.050	36.814	32.456	29.780	12	15:38:44.311	1:50.674	40.404	35.820	34.450
4	11:10:37.971	1:39.856	36.618	33.601	29.637	13	15:40:36.271	1:51.960	42.211	36.581	33.168
5	11:12:16.587	1:38.616	36.449	32.394	29.773	14	15:42:24.607	1:48.336	37.890	34.571	35.875
6	11:13:54.500	1:37.913	36.294	32.043	29.576	15	15:44:14.856	1:50.249	40.003	36.437	33.809
7	11:15:32.951	1:38.451	36.197	32.484	29.770	16	15:46:05.632	1:50.776	39.044	35.002	36.730
p8	11:17:17.354	1:44.403	36.433	32.360		17	15:47:53.192	1:47.560	40.526	34.876	32.158
9	15:12:32.020	1:55:14.666		32.555	29.640	18	15:49:44.978	1:51.786	40.423	34.281	37.082
p10	15:14:29.127	1:57.107	37.061	33.109		19	15:53:54.193	4:09.215	2:59.650	37.047	32.518
11	15:18:06.126	3:36.999		36.085	30.286	20	15:55:37.411	1:43.218	38.606	33.384	31.228
12	15:19:44.696	1:38.570	36.144	32.521	29.905	21	15:57:19.520	1:42.109	37.676	33.574	30.859
13	15:21:22.873	1:38.177	36.058	32.111	30.008	p22	15:59:13.357	1:53.837	38.285	34.116	
14	15:23:01.398	1:38.525	36.813	32.043	29.669	(10) GÜNTNER Andreas					
15	15:24:40.025	1:38.627	35.714	32.917	29.996	1	10:33:40.105	1:43.985	39.336	34.179	30.470
16	15:26:18.883	1:38.858	36.227	32.601	30.030	2	10:35:23.072	1:42.967	38.692	34.009	30.266
17	15:27:57.906	1:39.023	37.275	32.288	29.460	3	10:37:08.433	1:45.361	39.246	35.068	31.047
18	15:29:35.726	1:37.820	35.650	32.251	29.919	p4	10:39:00.694	1:52.261	39.202	34.812	
p19	15:31:18.142	1:42.416	35.722	33.036		5	11:21:50.232	42:49.538		33.940	29.958
p20	16:01:53.669	30:35.527		34.727		6	11:23:30.675	1:40.443	37.769	33.316	29.358
21	16:04:34.945	2:41.276		37.476	36.735	7	11:25:12.765	1:42.090	37.764	33.772	30.554
22	16:06:20.680	1:45.735	38.232	33.075	34.428	8	11:26:54.398	1:41.633	39.297	33.033	29.303
23	16:08:01.950	1:41.270	38.159	32.863	30.248	9	11:28:35.390	1:40.992	37.718	33.825	29.449

DREIER RACING 2024 - COG - ROUND 3

13.06.2024.

Grobnik 4,168 km

Practice

13.6.2024. 09:00

Practice started at 9:00:00

Lap	Time of Day	Lap Tm	S1 Tm	S2 Tm	S3 Tm	Lap	Time of Day	Lap Tm	S1 Tm	S2 Tm	S3 Tm
10	11:30:17.875	1:42.485	38.167	34.583	29.735	1	11:08:17.525	1:42.338	38.679	33.434	30.225
p11	11:32:07.251	1:49.376	37.538	33.402		2	11:09:58.061	1:40.536	37.798	32.861	29.877
12	11:34:56.100	2:48.849		33.938	30.983	3	11:11:37.847	1:39.786	37.665	32.613	29.508
13	11:36:34.826	1:38.726	37.120	32.713	28.893	p4	11:13:27.599	1:49.752	38.639	33.519	
p14	11:38:26.601	1:51.775	37.784	33.350							
(600) STRAB Roland						(67) PERALTA Jorge					
1	11:05:19.808	1:45.341	38.339	37.487	29.515	1	10:36:55.963	1:51.582	43.974	35.869	31.739
2	11:07:00.191	1:40.383	37.343	32.695	30.345	p2	10:38:48.735	1:52.772	41.766	34.605	
p3	11:08:43.637	1:43.446	38.046	32.235		3	11:25:11.196	46:22.461		35.309	30.309
p4	11:12:18.157	3:34.520		34.968		4	11:26:53.733	1:42.537	39.844	33.686	29.007
5	15:10:28.877	1:58:10.720		36.992	32.560	5	11:28:34.197	1:40.464	38.245	33.421	28.798
6	15:12:13.810	1:44.933	39.781	34.429	30.723	6	11:30:16.864	1:42.667	38.971	34.477	29.219
p7	15:14:20.357	2:06.547	44.422	36.742		7	11:31:56.869	1:40.005	37.897	32.776	29.332
8	15:17:52.656	3:32.299		34.331	31.039	8	11:33:37.341	1:40.472	38.033	32.895	29.544
9	15:19:37.824	1:45.168	39.665	34.019	31.484	9	11:35:18.784	1:41.443	38.266	33.533	29.644
10	15:21:22.458	1:44.634	39.678	33.863	31.093	p10	11:37:07.073	1:48.289	42.111	33.937	
11	15:23:07.203	1:44.745	38.516	34.411	31.818	11	15:22:48.134	1:45:41.061		35.616	32.605
12	15:24:50.386	1:43.183	39.142	33.756	30.285	12	15:24:34.264	1:46.130	40.689	35.263	30.178
13	15:26:34.399	1:44.013	38.377	34.819	30.817	13	15:26:17.511	1:43.247	39.266	33.952	30.029
14	15:28:18.165	1:43.766	38.084	34.051	31.631	14	15:28:00.612	1:43.101	38.684	34.447	29.970
p15	15:30:00.347	1:42.182	37.525	33.502		15	15:29:42.997	1:42.385	38.280	34.220	29.885
16	16:08:06.064	38:05.717		33.609	29.720	16	15:31:23.702	1:40.705	38.136	33.568	29.001
17	16:09:49.777	1:43.713	38.345	34.436	30.932	17	15:33:05.425	1:41.723	38.498	34.296	28.929
18	16:11:32.005	1:42.228	38.565	34.497	29.166	18	15:34:46.623	1:41.198	38.282	33.644	29.272
19	16:13:11.887	1:39.882	36.888	33.708	29.286	19	15:36:28.371	1:41.748	38.817	33.296	29.635
20	16:14:50.619	1:38.732	36.693	32.825	29.214	20	15:38:09.612	1:41.241	37.248	33.797	30.196
21	16:16:34.571	1:43.952	38.865	33.293	31.794	21	15:39:50.383	1:40.771	37.507	33.930	29.334
p22	16:18:22.605	1:48.034	36.447	35.493		22	15:41:38.395	1:48.012	40.789	35.771	31.452
(591) REINHOLD Philipp						(618) REUSCHENBACH Florian					
1	10:28:17.907	1:48.118	40.920	35.454	31.744	p23	15:43:30.442	1:52.047	38.325	35.396	
2	10:30:05.214	1:47.307	39.953	35.679	31.675	24	16:01:33.112	18:02.670		40.583	36.441
3	10:31:51.755	1:46.541	40.091	35.026	31.424	25	16:03:34.287	2:01.175	45.106	39.884	36.185
4	10:33:36.419	1:44.664	39.570	34.643	30.451	26	16:05:38.194	2:03.907	44.874	42.925	36.108
5	10:35:17.431	1:41.012	37.459	32.912	30.641	27	16:07:39.296	2:01.102	45.922	39.977	35.203
6	10:36:57.425	1:39.994	37.856	32.122	30.016	28	16:09:41.028	2:01.732	46.171	39.743	35.818
p7	10:38:49.871	1:52.446	40.502	34.738		29	16:11:43.716	2:02.688	43.737	44.234	34.717
8	11:23:25.191	44:35.320		39.698	32.317	30	16:13:39.779	1:56.063	42.752	38.514	34.797
9	11:25:13.259	1:48.068	41.029	35.452	31.587	31	16:15:37.951	1:58.172	43.488	36.444	38.240
10	11:26:57.987	1:44.728	39.444	34.367	30.917	32	16:17:25.139	1:47.188	42.961	34.100	30.127
11	11:28:40.918	1:42.931	39.412	33.382	30.137	33	16:19:08.076	1:42.937	38.482	34.426	30.029
12	11:30:25.263	1:44.345	37.384	34.668	32.293	p34	16:21:00.777	1:52.701	37.918	33.492	
13	11:32:04.003	1:38.740	36.555	32.228	29.957	(619) NIEDERHÖFER Marco					
14	11:33:47.113	1:43.110	39.029	33.738	30.343	1	15:27:03.761	1:48.038	39.310	35.948	32.780
15	11:35:25.867	1:38.754	36.856	31.917	29.981	2	15:28:44.187	1:43.629	39.657	33.836	30.136
p16	11:37:09.548	1:43.681	36.738	32.537		3	15:30:25.561	1:41.374	38.572	33.315	29.487
17	15:31:23.514	1:54:13.966		35.535	31.677	4	15:32:06.851	1:41.290	37.527	33.435	30.328
18	15:33:08.353	1:44.839	39.474	33.921	31.444	p5	15:33:51.452	1:44.601	37.360	33.509	
19	15:34:51.859	1:43.506	39.860	32.903	30.743	6	16:06:35.482	32:44.030		36.804	30.190
20	15:36:34.511	1:42.652	37.158	34.984	30.510	7	16:08:18.061	1:42.579	38.492	34.489	29.598
21	15:38:15.099	1:40.588	37.399	32.745	30.444	8	16:10:03.666	1:45.605	39.620	34.820	31.165
p22	15:39:57.184	1:42.085	36.931	32.986		9	16:11:44.051	1:40.385	37.767	33.111	29.507
(369) PECIREP Mario						(42) NIEDERHÖFER Marco					
1	11:23:39.303	1:41.743	38.158	34.405	29.180	1	15:27:03.761	1:48.038	39.310	35.948	32.780
2	11:25:19.236	1:39.933	37.742	33.016	29.175	2	15:28:49.121	1:45.360	39.077	36.001	30.282
3	11:26:59.855	1:40.619	37.170	32.913	30.536	3	15:30:31.110	1:41.989	37.809	34.506	29.674
4	11:28:38.965	1:39.110	37.251	32.671	29.188	4	15:32:11.632	1:40.522	37.225	33.740	29.557
5	11:30:19.343	1:40.378	38.360	33.445	28.573	5	15:33:52.348	1:40.716	37.409	33.773	29.534
6	11:32:02.763	1:43.420	37.829	34.667	30.924	6	15:35:36.604	1:44.256	37.730	35.790	30.736
7	11:33:41.650	1:38.887	37.093	32.967	28.827	7	15:37:17.958	1:41.354	37.429	34.139	29.786
p8	11:35:35.605	1:53.955	37.411	33.822		p8	15:39:04.741	1:46.783	38.953	34.378	
9	16:16:29.769	1:40:54.164		38.449	32.535	9	15:41:54.512	2:49.771		34.834	30.078
10	16:18:10.721	1:40.952	37.628	33.812	29.512	10	15:43:37.793	1:43.281	37.727	34.300	31.254
p11	16:20:01.793	1:51.072	38.450	35.678		11	15:45:20.445	1:42.652	37.715	34.673	30.264
(44) JUNKER Jessica						(42) NIEDERHÖFER Marco					
						12	15:47:04.360	1:43.915	38.805	34.841	30.269
						p13	15:48:52.539	1:48.179	38.578	34.900	
						14	16:06:31.786	17:39.247		34.784	30.765

DREIER RACING 2024 - COG - ROUND 3


13.06.2024.

Grobnik 4,168 km

Practice

13.6.2024. 09:00

Practice started at 9:00:00



Lap	Time of Day	Lap Tm	S1 Tm	S2 Tm	S3 Tm
15	16:08:17.633	1:45.847	38.400	35.534	31.913
16	16:10:04.204	1:46.571	39.974	34.838	31.759
17	16:11:48.923	1:44.719	39.282	34.690	30.747
18	16:13:35.264	1:46.341	38.945	37.124	30.272
19	16:15:18.784	1:43.520	37.841	34.460	31.219
20	16:17:06.458	1:47.674	40.637	35.654	31.383
p21	16:18:58.870	1:52.412	40.561	36.584	

Lap	Time of Day	Lap Tm	S1 Tm	S2 Tm	S3 Tm
2	11:08:05.415	1:41.651	37.795	33.248	30.608
3	11:09:48.264	1:42.849	38.293	33.865	30.691
p4	11:11:35.820	1:47.556	38.100	33.629	

(114) DOERN Julius

1	11:06:14.270	2:34.245		33.937	31.109
2	11:07:56.555	1:42.285	38.330	33.229	30.726
3	11:09:37.113	1:40.558	36.963	33.314	30.281
4	11:11:17.688	1:40.575	37.509	32.925	30.141
p5	11:13:01.961	1:44.273	37.261	33.150	
6	16:08:05.837	1:55:03.876		35.227	30.998
7	16:09:48.386	1:42.549	38.218	33.959	30.372
8	16:11:30.156	1:41.770	37.450	34.060	30.260
9	16:13:11.974	1:41.818	37.572	33.110	31.136
10	16:14:52.691	1:40.717	37.617	32.928	30.172
11	16:16:34.469	1:41.778	37.328	33.127	31.323
p12	16:18:26.485	1:52.016	40.105	35.937	

(74) DÖRING Holger

1	11:26:09.652	1:45.560	40.614	34.086	30.860
2	11:27:54.135	1:44.483	39.179	34.331	30.973
3	11:29:37.802	1:43.667	39.353	33.728	30.586
4	11:31:20.274	1:42.472	38.626	33.827	30.019
p5	11:33:05.400	1:45.126	38.559	33.938	
6	15:53:15.667	1:20:10.267		35.320	32.226
7	15:55:01.900	1:46.233	39.911	34.911	31.411
8	15:56:49.143	1:47.243	40.751	34.554	31.938
p9	15:58:40.986	1:51.843	40.606	35.173	

(97) GEHM Fabian

1	11:23:48.442	1:44.734	39.370	33.505	31.859
2	11:25:30.533	1:42.091	38.323	32.978	30.790
3	11:27:11.133	1:40.600	37.371	32.338	30.891
4	11:28:52.886	1:41.753	37.047	33.086	31.620
5	11:30:37.358	1:44.472	39.154	34.549	30.769
6	11:32:22.055	1:44.697	38.950	34.257	31.490
p7	11:34:10.592	1:48.537	38.582	34.584	
8	11:52:21.772	18:11.180		33.424	30.739
9	11:54:07.391	1:45.619	39.904	34.759	30.956
10	11:55:54.703	1:47.312	38.465	34.939	33.908
11	11:57:39.202	1:44.499	40.655	33.064	30.780
12	11:59:23.754	1:44.552	39.056	34.830	30.666

(815) GEMÜND Hans-Wilhelm

1	11:03:30.387	1:44.748	39.587	34.154	31.007
2	11:05:15.268	1:44.881	39.849	34.580	30.452
3	11:07:00.070	1:44.802	39.813	34.431	30.558
4	11:08:42.551	1:42.481	39.574	33.124	29.783
p5	11:10:25.933	1:43.382	37.898	33.262	
6	16:13:48.388	1:03:22.455		35.888	31.519
7	16:15:35.672	1:47.284	40.854	34.860	31.570
8	16:17:21.116	1:45.444	39.598	34.855	30.991
9	16:19:05.400	1:44.284	39.570	33.924	30.790
p10	16:20:56.767	1:51.367	38.404	33.435	
11	16:23:15.923	2:19.156		36.548	32.749
p12	16:25:22.737	2:06.814	40.671	36.372	

(11) LEDERMANN Marc

1	11:24:23.629	1:44.668	38.866	34.999	30.803
p2	11:26:12.571	1:48.942	38.402	34.035	
3	11:28:20.290	2:07.719		33.035	30.914
4	11:30:01.650	1:41.360	37.998	32.990	30.372
p5	11:31:46.630	1:44.980	38.020	32.889	

(377) ACKER Marc

1	11:10:39.914	1:46.452	41.108	34.571	30.773
2	11:12:22.558	1:42.644	38.763	33.629	30.252
p3	11:14:09.885	1:47.327	38.474	33.222	
4	15:09:28.169	1:55:18.284		42.550	36.915
5	15:11:25.294	1:57.125	43.307	38.768	35.050
6	15:13:27.378	2:02.084	44.892	37.597	39.595
p7	15:15:33.099	2:05.721	46.593	38.138	
8	15:18:33.254	3:00.155		36.881	40.466
9	15:20:34.255	2:01.001	43.237	38.517	39.247
10	15:22:35.045	2:00.790	46.930	37.268	36.592
11	15:24:34.130	1:59.085	43.049	40.102	35.934
12	15:26:29.312	1:55.182	42.542	37.278	35.362
p13	15:28:31.587	2:02.275	43.186	38.068	
14	16:12:17.667	43:46.080		37.959	35.626
15	16:14:15.518	1:57.851	43.599	37.879	36.373
p16	16:16:14.641	1:59.123	43.340	38.391	
17	16:18:52.307	2:37.666		37.266	34.945
p18	16:20:57.802	2:05.495	45.470	38.242	

(288) NOCK Matthias

1	11:26:48.680	1:48.891	41.754	35.172	31.965
2	11:28:33.932	1:45.252	39.606	34.520	31.126
3	11:30:19.318	1:45.386	39.556	34.580	31.250
4	11:32:03.423	1:44.105	39.071	33.919	31.115
5	11:33:48.977	1:45.554	39.603	34.345	31.606
6	11:35:34.161	1:45.184	39.536	34.426	31.222
p7	11:37:26.569	1:52.408	39.750	34.934	
8	15:03:05.403	1:25:38.834		33.870	31.309
9	15:04:49.607	1:44.204	39.829	33.742	30.633
10	15:06:36.354	1:46.747	38.972	35.401	32.374
11	15:08:25.658	1:49.304	40.779	37.309	31.216
12	15:10:09.315	1:43.657	37.871	33.975	31.811
13	15:11:54.029	1:44.714	39.169	34.806	30.739
p14	15:13:49.871	1:55.842	37.828	34.846	
15	15:19:26.323	5:36.452		32.873	31.904
16	15:21:07.711	1:41.388	37.864	32.625	30.899
p17	15:23:03.608	1:55.897	37.469	32.805	
18	15:31:56.965	8:53.357		37.049	33.761
19	15:33:48.433	1:51.468	41.378	37.264	32.826
20	15:35:38.755	1:50.322	40.746	36.468	33.108
p21	15:37:33.523	1:54.768	40.939	37.075	

(162) PERLE Dario

1	10:24:39.665	1:53.867	42.934	37.242	33.691
2	10:26:29.842	1:50.177	41.308	36.085	32.784
3	10:28:17.469	1:47.627	40.478	35.341	31.808
4	10:30:04.653	1:47.184	40.129	35.614	31.441
5	10:31:51.389	1:46.736	40.138	35.128	31.470
6	10:33:37.737	1:46.348	39.703	35.268	31.377
7	10:35:22.995	1:45.258	38.924	35.172	31.162
8	10:37:08.359	1:45.364	39.274	34.958	31.132
p9	10:39:01.328	1:52.969	39.265	34.699	
10	11:22:53.284	43:51.956		36.118	31.850
11	11:24:39.094	1:45.810	39.380	35.287	31.143
12	11:26:24.276	1:45.182	39.410	35.174	30.598
13	11:28:08.356	1:44.080	38.634	34.703	30.743
14	11:29:52.749	1:44.393	38.608	34.940	30.845
15	11:31:36.486	1:43.737	38.722	34.528	30.487
16	11:33:19.926	1:43.440	38.468	34.312	30.660
17	11:35:03.655	1:43.729	38.624	34.601	30.504
18	11:36:46.645	1:42.990	38.223	34.008	30.759

(145) MUMM Thomas

1	11:06:23.764	1:45.202	39.823	34.580	30.799
---	--------------	----------	--------	--------	--------

DREIER RACING 2024 - COG - ROUND 3


13.06.2024.

Grobnik 4,168 km

Practice

13.6.2024. 09:00

Practice started at 9:00:00



Lap	Time of Day	Lap Tm	S1 Tm	S2 Tm	S3 Tm
19	11:38:29.889	1:43.244	38.450	33.951	30.843
p20	11:40:18.516	1:48.627	39.762	34.345	
21	15:02:30.519	1:22:12.003		37.643	34.579
22	15:04:22.171	1:51.652	41.261	36.179	34.212
23	15:06:16.029	1:53.858	41.966	37.593	34.299
p24	15:08:12.237	1:56.208	41.776	37.521	
p25	15:13:59.461	5:47.224		35.649	
26	15:18:21.326	4:21.865		35.760	31.170
27	15:20:10.726	1:49.400	41.351	36.848	31.201
28	15:21:57.145	1:46.419	39.548	35.498	31.373
29	15:23:44.013	1:46.868	39.349	35.471	32.048
30	15:25:29.860	1:45.847	39.769	35.241	30.837
31	15:27:15.898	1:46.038	39.616	35.312	31.110
32	15:29:02.083	1:46.185	39.813	35.282	31.090
33	15:30:48.216	1:46.133	39.413	35.657	31.063
34	15:32:33.465	1:45.249	39.042	35.228	30.979
p35	15:34:24.123	1:50.658	39.352	36.153	

Lap	Time of Day	Lap Tm	S1 Tm	S2 Tm	S3 Tm
1	11:26:08.900	1:47.354	40.164	34.884	32.306
2	11:27:53.965	1:45.065	39.790	34.219	31.056
3	11:29:38.410	1:44.445	39.566	34.344	30.535
4	11:31:21.920	1:43.510	39.216	33.651	30.643
p5	11:33:09.824	1:47.904	40.010	34.060	
6	15:53:16.157	1:20:06.333		35.208	32.426
7	15:55:02.274	1:46.117	39.882	34.708	31.527
8	15:56:48.638	1:46.364	40.009	34.013	32.342
9	15:58:33.815	1:45.177	39.607	34.322	31.248
10	16:00:18.585	1:44.770	39.412	34.252	31.106
11	16:02:04.548	1:45.963	40.957	34.009	30.997
12	16:03:55.174	1:50.626	40.976	36.937	32.713
p13	16:05:44.481	1:49.307	39.639	34.415	
14	16:09:41.037	3:56.556		36.799	33.777
15	16:11:27.915	1:46.878	40.987	34.907	30.984
16	16:13:16.869	1:48.954	40.000	34.533	34.421
p17	16:15:10.577	1:53.708	40.581	34.911	

(93) WIEDENHOFER Markus

1	11:27:40.892	1:50.784	41.941	35.155	33.688
2	11:29:28.129	1:47.237	40.154	35.374	31.709
3	11:31:12.916	1:44.787	39.252	34.723	30.812
4	11:32:56.035	1:43.119	38.429	34.283	30.407
5	11:34:40.995	1:44.960	39.088	34.762	31.110
6	11:36:27.210	1:46.215	39.842	35.047	31.326
7	11:38:12.431	1:45.221	39.699	34.675	30.847
p8	11:40:08.269	1:55.838	40.582	35.435	
9	16:08:38.283	1:28:30.014		36.298	31.790
10	16:10:26.570	1:48.287	40.505	35.746	32.036
11	16:12:13.974	1:47.404	39.373	36.243	31.788
12	16:14:00.565	1:46.591	39.427	35.327	31.837
13	16:15:47.130	1:46.565	39.939	35.083	31.543
14	16:17:32.229	1:45.099	39.060		
15	16:19:19.853	1:47.624	39.469	35.753	32.402
p16	16:21:14.446	1:54.593	39.127	36.285	

(273) KEPPLER Andreas

1	11:26:03.162	1:44.135	40.048	33.833	30.254
2	11:27:46.810	1:43.648	39.629	34.022	29.997
p3	11:29:39.311	1:52.501	39.462	35.499	
p4	11:31:54.429	2:15.118		34.804	
5	15:53:16.247	1:21:21.818		34.649	32.282
6	15:55:02.392	1:46.145	39.987	34.607	31.551
7	15:56:49.088	1:46.696	40.558	34.364	31.774
8	15:58:33.931	1:44.843	39.384	34.370	31.089
9	16:00:18.650	1:44.719	39.440	34.282	30.997
10	16:02:04.831	1:46.181	41.032	34.121	31.028
11	16:03:54.642	1:49.811	42.002	35.683	32.126
p12	16:05:42.078	1:47.436	39.439	33.686	
13	16:09:36.752	3:54.674		36.242	31.749
14	16:11:27.595	1:50.843	44.227	34.087	32.529
p15	16:13:15.506	1:47.911	39.222	33.646	
p16	16:16:17.561	3:02.055		38.090	

(99) MAVRIN David

1	15:19:50.663	1:43.189	38.748	33.977	30.464
p2	15:21:37.664	1:47.001	38.453	34.045	
3	15:24:10.675	2:33.011		34.931	31.073
p4	15:26:00.292	1:49.617	38.451	33.776	

(286) DORN Markus

1	11:44:05.205	1:48.143	41.122	34.480	32.541
2	11:45:51.147	1:45.942	40.516	34.465	30.961
3	11:47:35.391	1:44.244	39.568	33.890	30.786
4	11:49:20.544	1:45.153	39.566	34.040	31.547
5	11:51:05.636	1:45.092	39.727	34.444	30.921
6	11:52:53.633	1:47.997	40.089	36.409	31.499
7	11:54:42.626	1:48.993	40.977	36.938	31.078
8	11:56:26.798	1:44.172	39.491	33.939	30.742
9	11:58:12.400	1:45.602	39.199	34.420	31.983
p10	12:00:02.484	1:50.084	39.292	34.389	
11	15:10:29.663	1:10:27.179		37.135	32.588
12	15:12:16.870	1:47.207	39.818	35.614	31.775
p13	15:14:18.774	2:01.904	40.722	36.075	
14	15:17:52.450	3:33.676		34.492	30.953
15	15:19:37.476	1:45.026	39.549	34.072	31.405
16	15:21:22.438	1:44.962	39.621	34.149	31.192
17	15:23:07.134	1:44.696	39.345	34.462	30.889
18	15:24:50.931	1:43.797	38.548	34.058	31.191
19	15:26:34.899	1:43.968	39.055	34.338	30.575
p20	15:28:23.317	1:48.418	38.499	34.852	
21	16:08:17.466	39:54.149		35.578	32.005
22	16:10:03.619	1:46.153	39.906	34.808	31.439
23	16:11:48.703	1:45.084	39.580	34.680	30.824
24	16:13:36.366	1:47.663	40.413	36.112	31.138
25	16:15:21.149	1:44.783	39.322	34.617	30.844
26	16:17:06.845	1:45.696	40.362	34.449	30.885
27	16:18:53.336	1:46.491	40.099	35.068	31.324
p28	16:20:54.233	2:00.897	42.960	36.101	

(79) ADLER Björn

1	11:25:12.671	1:47.829	41.057	35.570	31.202
2	11:26:57.876	1:45.205	39.434	34.664	31.107
3	11:28:52.541	1:54.665	39.811	42.876	31.978
4	11:30:36.855	1:44.314	39.186	34.382	30.746
5	11:32:21.027	1:44.172	39.206	34.223	30.743
6	11:34:05.595	1:44.568	39.122	34.783	30.663
7	11:35:49.276	1:43.681	39.193	33.912	30.576
8	11:37:33.180	1:43.904	39.239	34.102	30.563
p9	11:39:27.069	1:53.889	38.898	34.219	
10	15:05:55.460	1:26:28.391		42.793	32.302
11	15:07:42.723	1:47.263	41.129	34.947	31.187
12	15:09:28.676	1:45.953	39.416	34.905	31.632
13	15:11:13.214	1:44.538	39.466	34.548	30.524
14	15:12:58.937	1:45.723	40.071	34.569	31.083
p15	15:15:01.207	2:02.270	39.273	37.042	
16	15:31:23.692	16:22.485		35.957	30.664
17	15:33:09.031	1:45.339	39.610	34.473	31.256
18	15:34:54.289	1:45.258	39.922	35.200	30.136
19	15:36:39.653	1:45.364	38.331	34.409	32.624
20	15:38:24.190	1:44.537	39.366	34.636	30.535
21	15:40:09.402	1:45.212	38.412	35.278	31.522
22	15:41:52.778	1:43.376	38.325	34.458	30.593
p23	15:43:42.659	1:49.881	38.789	34.552	

(121) SCHNEIDER Markus

1	11:29:26.881	1:47.202	40.583	35.388	31.231
---	--------------	----------	--------	--------	--------

(691) KLASSEN Viktor

1	11:29:26.881	1:47.202	40.583	35.388	31.231
---	--------------	----------	--------	--------	--------

DREIER RACING 2024 - COG - ROUND 3


13.06.2024.

Grobnik 4,168 km

Practice

13.6.2024. 09:00

Practice started at 9:00:00



Lap	Time of Day	Lap Tm	S1 Tm	S2 Tm	S3 Tm
2	11:31:10.828	1:43.947	39.341	34.525	30.081
3	11:32:55.120	1:44.292	39.626	34.419	30.247
4	11:34:38.986	1:43.866	39.112	34.693	30.061
5	11:36:23.416	1:44.430	39.226	34.489	30.715
p6	11:38:15.979	1:52.563	39.760	34.606	

Lap	Time of Day	Lap Tm	S1 Tm	S2 Tm	S3 Tm
9	15:02:57.814	1:25:32.106		38.463	32.273
10	15:04:46.763	1:48.949	40.962	35.736	32.251
11	15:06:33.957	1:47.194	40.431	35.511	31.252
12	15:08:22.013	1:48.056	41.222	35.283	31.551
13	15:10:08.523	1:46.510	39.920	35.039	31.551
p14	15:11:58.300	1:49.777	39.710	34.803	
15	15:19:53.055	7:54.755		38.526	34.905
16	15:21:47.418	1:54.363	42.247	37.769	34.347
p17	15:23:50.093	2:02.675	42.546	38.578	

(411) KLAMT Christoph

1	15:27:14.537	1:50.270	41.283	36.020	32.967
2	15:29:05.401	1:50.864	41.494	36.434	32.936
3	15:30:55.911	1:50.510	40.559	36.079	33.872
4	15:32:43.157	1:47.246	40.365	34.806	32.075
5	15:34:29.999	1:46.842	39.989	34.764	32.089
p6	15:36:30.547	2:00.548	41.586	37.073	
p7	15:39:08.780	2:38.233		34.419	
8	15:41:50.503	2:41.723		33.971	31.520
9	15:43:34.388	1:43.885	38.330	34.060	31.495
10	15:45:19.919	1:45.531	38.523	34.091	32.917
11	15:47:07.695	1:47.776	41.099	34.860	31.817
p12	15:49:05.195	1:57.500	40.018	36.174	

(883) TROLL Matthias

1	11:27:00.021	1:45.832	39.261	34.833	31.738
2	11:28:44.649	1:44.628	38.589	34.481	31.558
3	11:30:29.683	1:45.034	38.628	34.513	31.893
4	11:32:16.334	1:46.651	39.365	34.939	32.347
5	11:34:02.543	1:46.209	39.278	34.650	32.281
6	11:35:47.911	1:45.368	38.770	34.483	32.115
7	11:37:32.512	1:44.601	38.578	34.181	31.842
p8	11:39:19.390	1:46.878	38.357	34.280	
9	15:35:02.886	1:55:43.496		34.584	31.579
10	15:36:53.445	1:50.559	41.297	36.681	32.581
11	15:38:42.177	1:48.732	40.164	36.046	32.522
12	15:40:27.072	1:44.895	38.159	34.666	32.070
p13	15:42:17.099	1:50.027	38.824	35.723	

(92) LIPPING Stefan

1	11:45:54.096	1:46.038	39.787	35.144	31.107
2	11:47:41.176	1:47.080	41.494	34.711	30.875
3	11:49:25.066	1:43.890	38.844	34.184	30.862
4	11:51:08.981	1:43.915	38.681	34.818	30.416
5	11:52:55.520	1:46.539	39.294	35.128	32.117
6	11:54:43.586	1:48.066	39.389	37.031	31.646
7	11:56:27.576	1:43.990	39.031	34.333	30.626
8	11:58:11.686	1:44.110	39.031	34.286	30.793
p9	12:00:01.611	1:49.925	39.325	34.950	

(929) BOUJATOUY Toufik

1	15:18:33.787	3:02.864		34.735	32.563
2	15:20:23.799	1:50.012	40.734	37.844	31.434
3	15:22:08.679	1:44.880	38.953	34.277	31.650
p4	15:24:04.938	1:56.259	41.575	35.493	

(98) HOLZMANN Anja

1	15:27:02.394	1:48.142	40.570	35.803	31.769
2	15:28:51.310	1:48.916	40.544	36.766	31.606
3	15:30:36.021	1:44.711	38.463	34.467	31.781
p4	15:32:30.351	1:54.330	38.597	35.049	
5	16:10:18.240	37:47.889		34.522	32.504
6	16:12:02.247	1:44.007	38.397	34.150	31.460
7	16:13:49.754	1:47.507	38.952	36.534	32.021
p8	16:15:42.988	1:53.234	40.102	34.932	

(163) HERZOG Peter

1	11:29:14.835	3:21.561		35.996	32.977
2	11:31:04.449	1:49.614	41.661	35.672	32.281
3	11:32:52.763	1:48.314	41.471	35.070	31.773
4	11:34:40.407	1:47.644	40.626	35.367	31.651
5	11:36:26.647	1:46.240	40.095	35.114	31.031
6	11:38:11.891	1:45.244	39.907	34.294	31.043
p7	11:40:07.190	1:55.299	40.762	35.478	
8	16:08:40.727	1:28:33.537		34.397	31.235
9	16:10:31.310	1:50.583	42.300	36.000	32.283
10	16:12:18.384	1:47.074	40.167	34.802	32.105
11	16:14:12.452	1:54.068	42.057	38.129	33.882
12	16:16:01.395	1:48.943	40.708	36.335	31.900
13	16:17:48.841	1:47.446	40.639	35.143	31.664
14	16:19:35.044	1:46.203	40.546	34.645	31.012
15	16:21:28.846	1:53.802	40.177	34.052	39.573
p16	16:23:22.696	1:53.850	40.184	34.937	

(361) BREGANSKI Frank

1	10:30:38.181	1:48.652	41.340	34.998	32.314
2	10:32:26.019	1:47.838	40.759	34.960	32.119
3	10:34:13.509	1:47.490	40.170	35.710	31.610
4	10:35:57.879	1:44.370	39.088	33.675	31.607
5	10:37:42.033	1:44.154	39.126	33.595	31.433
p6	10:39:32.921	1:50.888	39.268	33.866	
p7	11:24:32.035	44:59.114		36.197	
8	11:26:44.658	2:12.623		34.072	31.945
9	11:28:29.566	1:44.908	39.355	33.959	31.594
10	11:30:14.018	1:44.452	39.061	34.034	31.357
p11	11:32:03.012	1:48.994	39.029	34.049	
p12	11:34:19.435	2:16.423		35.319	
13	16:20:03.882	1:45:44.447		35.583	32.548
14	16:21:55.315	1:51.433	40.333	34.350	36.750
p15	16:24:04.846	2:09.531	48.355	39.652	
p16	16:26:37.866	2:33.020		37.005	

(241) HECKERT Sven

1	11:26:09.512	1:46.321	41.065	33.994	31.262
2	11:27:54.794	1:45.282	40.326	33.989	30.967
3	11:29:40.541	1:45.747	39.778	34.685	31.284
4	11:31:27.517	1:46.976	40.590	35.113	31.273
5	11:33:15.515	1:47.998	40.865	35.099	32.034
p6	11:35:12.061	1:56.546	42.270	35.267	
7	15:35:01.628	1:59:49.567		35.732	33.552
8	15:36:53.909	1:52.281	42.915	36.554	32.812
9	15:38:44.632	1:50.723	40.555	35.884	34.284
10	15:40:36.857	1:52.225	42.216	36.585	33.424
11	15:42:26.414	1:49.557	41.858	36.430	31.269
12	15:44:15.496	1:49.082	40.720	34.999	33.363
13	15:46:06.399	1:50.903	40.198	35.786	34.919
14	15:47:54.333	1:47.934	40.458	35.194	32.282
15	15:49:44.412	1:50.079	40.236	35.241	34.602
p16	15:51:44.494	2:00.082	45.468	36.495	

(861) SCHMIEDINGER Ingo

1	11:25:00.397	1:49.717	41.360	36.625	31.732
2	11:26:48.582	1:48.185	41.505	35.090	31.590
3	11:28:33.315	1:44.733	39.325	34.642	30.766
4	11:30:17.808	1:44.493	39.432	34.682	30.379
5	11:32:02.834	1:45.026	39.184	34.543	31.299
6	11:33:48.729	1:45.895	39.784	34.623	31.488
7	11:35:33.580	1:44.851	39.389	34.616	30.846
p8	11:37:25.708	1:52.128	40.045	34.949	

(222) WOPFNER Georg

DREIER RACING 2024 - COG - ROUND 3


13.06.2024.

Grobnik 4,168 km

Practice

13.6.2024. 09:00

Practice started at 9:00:00



Lap	Time of Day	Lap Tm	S1 Tm	S2 Tm	S3 Tm
1	10:47:29.254	1:45.638	39.738	35.813	30.087
2	10:49:22.599	1:53.345	39.046	39.390	34.909
3	10:51:15.021	1:52.422	42.355	36.932	33.135
4	10:53:04.607	1:49.586	41.305	35.608	32.673
5	10:54:55.422	1:50.815	40.549	36.761	33.505
6	10:56:45.310	1:49.888	41.434	35.684	32.770
p7	10:58:47.614	2:02.304	42.994	37.160	
(51) GÜNTHER Klaus					
1	10:46:40.988	2:07.437	49.620	40.753	37.064
2	10:48:47.081	2:06.093	46.479	41.259	38.355
3	10:50:49.458	2:02.377	45.749	38.431	38.197
4	10:52:48.632	1:59.174	44.948	38.261	35.965
5	10:54:44.550	1:55.918	43.686	37.792	34.440
6	10:56:40.697	1:56.147	43.104	37.840	35.203
p7	10:58:44.220	2:03.523	42.674	37.022	
8	11:43:13.057	44:28.837		37.396	34.605
9	11:45:10.998	1:57.941	43.912	38.973	35.056
10	11:47:08.314	1:57.316	43.745	38.803	34.768
11	11:49:05.127	1:56.813	43.420	38.576	34.817
12	11:51:01.975	1:56.848	42.819	38.421	35.608
13	11:52:59.489	1:57.514	42.715	37.618	37.181
14	11:54:50.223	1:50.734	40.511	36.502	33.721
15	11:56:36.296	1:46.073	40.463	34.598	31.012
16	11:58:24.319	1:48.023	40.158	35.885	31.980
17	15:02:47.552	1:04:23.233	40.521	36.960	34.145
18	15:04:37.107	1:49.555	41.789	35.342	32.424
19	15:06:26.875	1:49.768	41.285	35.329	33.154
20	15:08:15.243	1:48.368	40.817	35.391	32.160
21	15:10:03.715	1:48.472	40.901	36.114	31.457
22	15:11:50.751	1:47.036	40.387	35.213	31.436
23	15:13:38.529	1:47.778	40.031	35.408	32.339
p24	15:15:43.447	2:04.918	46.622	37.527	
25	15:46:27.817	30:44.370		36.696	32.822
26	15:48:15.863	1:48.046	40.293	35.230	32.523
27	15:50:01.512	1:45.649	39.584	34.799	31.266
28	15:51:48.316	1:46.804	40.527	34.855	31.422
29	15:53:34.463	1:46.147	40.001	34.770	31.376
30	15:55:21.966	1:47.503	41.280	34.882	31.341
31	15:57:08.678	1:46.712	39.847	34.973	31.892
32	15:58:55.882	1:47.204	39.903	35.291	32.010
33	16:00:43.309	1:47.427	40.076	35.522	31.829
p34	16:02:36.192	1:52.883	40.287	35.462	
(211) RANFTLER Denise					
1	10:47:22.693	1:57.578	45.934	37.956	33.688
2	10:49:21.923	1:59.230	44.592	40.073	34.565
3	10:51:15.092	1:53.169	42.662	36.925	33.582
4	10:53:05.092	1:50.000	41.913	35.683	32.404
5	10:54:56.892	1:51.800	41.017	36.141	34.642
6	10:56:46.253	1:49.361	41.230	35.782	32.349
p7	10:58:47.736	2:01.483	42.310	37.111	
8	15:02:58.758	1:04:11.022		37.055	32.607
9	15:04:47.405	1:48.647	41.145	35.758	31.744
10	15:06:35.946	1:48.541	40.820	35.659	32.062
11	15:08:26.274	1:50.328	41.027	37.365	31.936
12	15:10:13.178	1:46.904	39.601	35.118	32.185
13	15:12:01.804	1:48.626	40.827	35.283	32.516
p14	15:13:57.757	1:55.953	40.756	36.310	
15	15:19:46.756	5:48.999		36.399	32.402
16	15:21:35.671	1:48.915	40.541	35.763	32.611
17	15:23:24.181	1:48.510	40.559	35.799	32.152
18	15:25:13.384	1:49.203	40.832	36.033	32.338
p19	15:27:07.641	1:54.257	40.617	35.723	
(108) OBLIERS Daniel					
1	10:46:40.003	2:07.011	49.210	41.342	36.459
2	10:48:44.139	2:04.136	46.973	41.115	36.048

Lap	Time of Day	Lap Tm	S1 Tm	S2 Tm	S3 Tm
3	10:50:40.878	1:56.739	44.527	38.075	34.137
p4	10:52:42.528	2:01.650	43.685	38.969	
5	10:55:42.761	3:00.233		36.897	34.256
6	10:57:34.908	1:52.147	42.791	36.859	32.497
p7	10:59:37.386	2:02.478	41.714	37.636	
8	11:44:53.204	45:15.818		41.587	33.808
9	11:46:47.626	1:54.422	42.924	39.043	32.455
10	11:48:38.581	1:50.955	42.392	36.718	31.845
p11	11:50:35.976	1:57.395	41.064	35.976	
12	11:52:59.530	2:23.554		38.902	35.291
13	11:54:53.249	1:53.719	44.511	35.882	33.326
14	11:56:40.523	1:47.274	40.765	35.268	31.241
p15	11:58:37.339	1:56.816	39.885	35.950	
16	15:05:58.388	1:07:21.049		41.605	33.808
17	15:07:51.991	1:53.603	42.864	37.409	32.330
18	15:09:49.660	1:57.669	41.985	38.828	36.856
19	15:11:43.304	1:53.644	42.977	37.620	33.047
20	15:13:37.711	1:54.407	42.564	37.057	34.786
p21	15:15:42.334	2:04.623	46.337	36.733	
(83) WIEDERSTEIN Mark					
1	11:25:01.095	1:51.994	42.586	36.719	32.689
2	11:26:49.508	1:48.413	41.201	35.157	32.055
3	11:28:36.995	1:47.487	40.254	35.071	32.162
p4	11:30:31.482	1:54.487	40.186	35.693	
(75) FABIO DI Mauro					
1	11:45:51.262	2:03.327	47.168	40.427	35.732
2	11:47:43.600	1:52.338	43.284	36.558	32.496
3	11:49:34.067	1:50.467	41.605	36.086	32.776
4	11:51:23.037	1:48.970	41.317	35.606	32.047
5	11:53:11.709	1:48.672	41.227	35.500	31.945
6	11:55:00.193	1:48.484	40.730	35.532	32.222
7	11:56:54.389	1:54.196	41.280	38.580	34.336
p8	11:58:47.530	1:53.141	40.324	35.259	
9	15:35:00.088	1:36:12.558		37.610	33.824
10	15:36:52.459	1:52.371	43.564	36.379	32.428
11	15:38:44.120	1:51.661	40.968	35.936	34.757
12	15:40:36.182	1:52.062	42.190	36.382	33.490
13	15:42:24.886	1:48.704	40.438	35.248	33.018
14	15:44:15.045	1:50.159	40.742	36.081	33.336
15	15:46:05.290	1:50.245	40.275	35.686	34.284
16	15:47:52.998	1:47.708	40.460	35.070	32.178
17	15:49:42.771	1:49.773	40.535	35.509	33.729
p18	15:51:44.858	2:02.087	47.645	36.438	
(26) SCHLEICH Alina					
1	11:29:02.317	1:49.732	41.303	35.442	32.987
2	11:30:50.223	1:47.906	40.492	35.218	32.196
3	11:32:38.358	1:48.135	40.211	34.903	33.021
p4	11:34:31.382	1:53.024	40.649	34.766	
(984) DIERING Markus					
1	11:44:56.729	1:52.721	42.980	37.160	32.581
2	11:46:48.614	1:51.885	41.534	37.197	33.154
3	11:48:39.121	1:50.507	41.647	36.656	32.204
4	11:50:28.453	1:49.332	40.849	35.790	32.693
5	11:52:19.321	1:50.868	41.386	35.999	33.483
6	11:54:09.384	1:50.063	42.042	36.014	32.007
7	11:55:58.605	1:49.221	41.134	35.917	32.170
8	11:57:49.065	1:50.460	41.387	36.428	32.645
p9	11:59:52.435	2:03.370	41.430	35.799	
10	15:25:13.654	1:25:21.219		35.495	31.680
11	15:27:02.232	1:48.578	40.368	36.131	32.079
12	15:28:53.000	1:50.768	40.358	36.376	34.034
p13	15:30:45.403	1:52.403	40.320	36.254	
(614) CHAIBI Omar					

DREIER RACING 2024 - COG - ROUND 3

13.06.2024.

Grobnik 4,168 km

Practice

13.6.2024. 09:00

Practice started at 9:00:00

Lap	Time of Day	Lap Tm	S1 Tm	S2 Tm	S3 Tm
1	15:57:07.807	50:13.230		1:07.034	1:03.130
p2	16:00:09.555	3:01.748	1:10.833	57.320	
3	16:04:00.845	3:51.290		37.839	33.347
4	16:05:50.278	1:49.433	41.125	36.131	32.177
5	16:07:39.289	1:49.011	39.556	35.803	33.652
p6	16:09:36.079	1:56.790	40.689	35.596	

(666) SCHMID Frank

1	10:46:00.108	1:55.149	43.581	37.469	34.099
2	10:47:52.467	1:52.359	42.163	36.970	33.226
3	10:49:48.855	1:56.388	43.267	37.451	35.670
4	10:51:42.368	1:53.513	41.916	37.486	34.111
5	10:53:34.803	1:52.435	42.180	36.857	33.398
6	10:55:27.713	1:52.910	41.479	37.319	34.112
7	10:57:18.580	1:50.867	41.414	37.108	32.345
p8	10:59:20.872	2:02.292	42.494	37.178	
9	11:42:17.700	42:56.828		36.517	33.231
10	11:44:11.741	1:54.041	42.446	36.682	34.913
11	11:46:01.348	1:49.607	40.943	36.412	32.252
12	11:47:53.829	1:52.481	40.653	36.637	35.191
13	11:49:47.408	1:53.579	43.497	37.991	32.091
14	11:51:37.304	1:49.896	41.388	36.298	32.210
15	11:53:26.368	1:49.064	40.992	36.372	31.700
16	11:55:16.307	1:49.939	41.741	35.690	32.508
17	11:57:13.125	1:56.818	44.364	39.755	32.699
p18	11:59:11.769	1:58.644	40.885	36.431	
19	15:13:16.967	1:14:05.198		37.355	34.050
p20	15:15:28.498	2:11.531	45.480	40.953	
21	15:18:20.560	2:52.062		36.943	34.852
22	15:20:15.441	1:54.881	42.935	38.151	33.795
23	15:22:08.587	1:53.146	42.075	37.264	33.807
24	15:24:01.968	1:53.381	42.662	37.375	33.344
25	15:25:53.177	1:51.209	40.949	37.183	33.077
26	15:27:45.104	1:51.927	41.435	37.201	33.291
p27	15:29:43.453	1:58.349	41.468	37.764	
28	15:54:36.569	24:53.116		37.668	34.535
29	15:56:31.265	1:54.696	41.612	39.628	33.456
30	15:58:22.979	1:51.714	41.718	37.262	32.734
31	16:00:14.154	1:51.175	41.166	37.424	32.585
32	16:02:03.918	1:49.764	40.656	36.491	32.617
33	16:03:54.825	1:50.907	41.242	37.190	32.475
34	16:05:46.346	1:51.521	41.848	36.820	32.853
p35	16:07:47.232	2:00.886	40.426	39.108	
36	16:10:38.845	2:51.613	40.711	33.721	
p37	16:12:35.491	1:56.646	40.962	36.829	

(55) RUPPERT Anna

1	11:44:58.901	1:53.770	43.684	37.550	32.536
2	11:46:52.261	1:53.360	42.339	37.373	33.648
3	11:48:54.015	2:01.754	45.406	40.813	35.535
4	11:50:56.222	2:02.207	45.090	40.832	36.285
5	11:52:55.258	1:59.036	44.847	40.789	33.400
p6	11:54:54.844	1:59.586	43.378	37.619	
7	16:06:38.912	1:11:44.068		36.810	33.782
8	16:08:34.857	1:55.945	41.799	39.703	34.443
9	16:10:39.132	2:04.275	46.389	38.034	39.852
10	16:12:34.146	1:55.014	44.056	37.371	33.587
11	16:14:24.083	1:49.937	40.799	35.868	33.270
12	16:16:14.172	1:50.089	40.804	35.868	33.417
13	16:18:03.883	1:49.711	40.906	36.064	32.741
p14	16:19:59.643	1:55.760	39.675	37.506	

(413) DOLLNER Sven

1	10:47:49.199	1:56.838	44.219	37.076	35.543
2	10:49:45.266	1:56.067	42.286	40.082	33.699
3	10:51:37.409	1:52.143	41.901	37.021	33.221
4	10:53:30.124	1:52.715	42.713	36.764	33.238
p5	10:55:47.189	2:17.065	43.951	39.159	

Lap	Time of Day	Lap Tm	S1 Tm	S2 Tm	S3 Tm
6	11:42:16.934	46:29.745		37.527	33.526
7	11:44:11.542	1:54.608	42.359	36.892	35.357
8	11:46:03.482	1:51.940	42.430	36.661	32.849
9	11:47:57.858	1:54.376	42.355	37.696	34.325
p10	11:50:04.157	2:06.299	44.181	38.081	
11	11:53:25.825	3:21.668		39.635	34.976
12	11:55:15.577	1:49.752	41.528	35.720	32.504
p13	11:57:25.864	2:10.287	44.740	39.874	
14	15:12:13.387	1:14:47.523		37.151	34.076
p15	15:14:24.572	2:11.185	44.085	37.266	
16	15:18:11.497	3:46.925		39.809	35.867
p17	15:20:12.045	2:00.548	42.560	37.307	
18	15:36:48.690	16:36.645		37.069	33.197
19	15:38:43.952	1:55.262	43.247	37.240	34.775
20	15:40:36.184	1:52.232	41.785	36.765	33.682
21	15:42:28.477	1:52.293	42.260	36.544	33.489
p22	15:44:34.011	2:05.534	42.290	40.129	
23	16:08:25.978	23:51.967		37.900	34.035
24	16:10:18.315	1:52.337	41.896	37.183	33.258
25	16:12:10.678	1:52.363	41.978	36.423	33.962
p26	16:14:15.400	2:04.722	42.604	38.047	

(268) HERISCH Heinrich

1	10:47:20.193	2:13.206	50.585	43.137	39.484
2	10:49:31.199	2:11.006	47.436	43.169	40.401
3	10:51:35.083	2:03.884	46.462	40.252	37.170
4	10:53:34.562	1:59.479	45.195	38.888	35.396
5	10:55:30.800	1:56.238	43.616	37.506	35.116
6	10:57:27.834	1:57.034	43.271	38.462	35.301
p7	10:59:30.603	2:02.769	42.715	36.551	
8	11:44:36.317	45:05.714		38.236	34.098
9	11:46:32.504	1:56.187	44.261	37.612	34.314
10	11:48:26.795	1:54.291	43.228	38.333	32.730
11	11:50:17.767	1:50.972	41.640	36.976	32.356
12	11:52:08.979	1:51.212	41.254	36.378	33.580
13	11:53:58.942	1:49.963	41.719	35.992	32.252
14	11:55:53.104	1:54.162	41.633	37.456	35.073
p15	11:58:54.276	3:01.172	42.594	1:29.418	

(77) BARTEL Matthias

1	10:44:29.467	2:08.208	45.356	45.322	37.530
2	10:46:23.041	1:53.574	43.345	37.664	32.565
3	10:48:20.026	1:56.985	45.902	37.660	33.423
p4	10:50:18.741	1:58.715	43.100	37.770	
5	11:42:26.232	52:07.491		36.883	32.178
6	11:44:16.990	1:50.758	41.834	37.324	31.600
7	11:46:07.918	1:50.928	42.198	36.923	31.807
8	11:47:58.248	1:50.330	41.855	36.666	31.809
p9	11:50:04.847	2:06.599	44.271	37.973	
10	16:16:36.503	1:26:31.656		38.297	36.289
p11	16:18:41.652	2:05.149	45.990	38.879	

(306) KLEIN Elena

1	9:47:07.783	2:31.304	57.492	47.698	46.114
2	9:49:31.491	2:23.708	54.636	46.687	42.385
3	9:51:48.224	2:16.733	51.374	43.618	41.741
4	9:54:02.887	2:14.663	50.687	43.538	40.438
5	9:56:21.203	2:18.316	50.001	45.246	43.069
p6	9:58:47.318	2:26.115	51.750	44.281	
7	10:49:31.679	50:44.361		45.556	42.071
8	10:51:42.564	2:10.885	49.995	42.495	38.395
9	10:53:44.774	2:02.210	46.156	39.838	36.216
10	10:55:42.826	1:58.052	44.627	38.096	35.329
11	10:57:41.086	1:58.260	44.804	38.224	35.232
p12	10:59:50.346	2:09.260	44.596	38.529	
13	15:24:53.730	1:25:03.384		1:01.796	41.503
14	15:26:57.415	2:03.685	47.184	40.166	36.335
15	15:28:57.895	2:00.480	45.415	39.695	35.370

DREIER RACING 2024 - COG - ROUND 3

13.06.2024.

Grobnik 4,168 km

Practice

13.6.2024. 09:00

Practice started at 9:00:00

Lap	Time of Day	Lap Tm	S1 Tm	S2 Tm	S3 Tm
16	15:30:56.057	1:58.162	43.609	39.623	34.930
17	15:32:50.859	1:54.802	43.232	37.576	33.994
18	15:34:44.971	1:54.112	42.103	37.611	34.398
19	15:36:39.451	1:54.480	42.668	37.027	34.785
20	15:38:31.825	1:52.374	42.202	36.424	33.748
p21	15:40:33.768	2:01.943	41.360	37.452	

Lap	Time of Day	Lap Tm	S1 Tm	S2 Tm	S3 Tm
1	11:45:19.890	1:54.067	43.480	37.736	32.851
2	11:47:14.457	1:54.567	43.514	37.694	33.359
3	11:49:08.757	1:54.300	43.224	38.003	33.073
4	11:51:03.739	1:54.982	43.242	38.173	33.567
p5	11:53:04.086	2:00.347	44.526	38.101	
6	15:08:32.742	1:15:28.656		40.125	35.457
7	15:10:31.316	1:58.574	45.741	38.389	34.444
p8	15:12:33.125	2:01.809	44.072	39.025	

(9) PAWLIK Viktor

1	10:46:38.817	2:09.073	49.476	41.848	37.749
2	10:48:46.377	2:07.560	47.871	41.162	38.527
3	10:50:52.566	2:06.189	48.427	40.360	37.402
4	10:52:55.770	2:03.204	47.414	39.638	36.152
5	10:54:56.929	2:01.159	45.622	39.466	36.071
6	10:56:57.496	2:00.567	46.379	38.747	35.441
p7	10:59:00.083	2:02.587	43.690	38.173	
8	11:42:35.983	43:35.900		38.563	35.514
9	11:44:32.477	1:56.494	44.099	37.978	34.417
10	11:46:27.207	1:54.730	43.631	37.177	33.922
11	11:48:21.142	1:53.935	42.966	36.841	34.128
12	11:50:15.304	1:54.162	42.904	37.228	34.030
13	11:52:09.000	1:53.696	42.939	36.748	34.009
14	11:54:01.679	1:52.679	42.559	36.256	33.864
15	11:55:54.906	1:53.227	41.740	37.004	34.483
p16	11:57:56.982	2:02.076	43.588	37.941	
17	15:03:04.397	1:05:07.415		42.055	38.901
18	15:05:13.065	2:08.668	49.486	42.003	37.179
19	15:07:19.834	2:06.769	47.579	40.833	38.357
20	15:09:30.788	2:10.954	48.699	42.941	39.314
21	15:11:36.230	2:05.442	46.846	40.762	37.834
p22	15:13:51.543	2:15.313	45.288	39.229	
23	16:01:32.921	47:41.378		40.562	36.457
24	16:03:35.134	2:02.213	45.020	40.173	37.205
25	16:05:38.164	2:03.030	45.719	41.066	36.242
26	16:07:41.189	2:03.025	46.508	40.731	35.786
27	16:09:42.639	2:01.450	45.536	40.397	35.176
28	16:11:43.626	2:00.987	44.829	41.181	34.977
p29	16:13:44.893	2:01.267	43.642	40.512	
p30	16:16:07.132	2:22.239		40.720	

(424) HUPFAUF Sandra

1	10:47:49.422	2:06.093	47.980	40.249	37.864
2	10:49:51.867	2:02.445	46.485	39.589	36.371
3	10:51:54.901	2:03.034	45.223	40.706	37.105
4	10:53:51.320	1:56.419	43.615	38.116	34.688
5	10:55:45.610	1:54.290	42.531	37.389	34.370
6	10:57:41.809	1:56.199	42.634	38.496	35.069
p7	10:59:51.172	2:09.363	44.272	38.479	

(28) OTT Erwin

1	11:45:50.988	2:03.521	47.379	40.203	35.939
2	11:47:51.820	2:00.832	46.513	38.872	35.447
3	11:49:48.889	1:57.069	45.108	37.735	34.226
4	11:51:46.029	1:57.140	45.571	37.655	33.914
5	11:53:44.255	1:58.226	46.924	37.386	33.916
6	11:55:38.578	1:54.323	43.884	37.708	32.731
7	11:57:34.304	1:55.726	44.097	37.544	34.085
p8	11:59:35.471	2:01.167	43.382	37.587	

(612) MERK Arnold

1	10:46:49.529	2:03.627	47.474	39.320	36.833
2	10:48:49.074	1:59.545	45.451	38.549	35.545
3	10:50:52.817	2:03.743	46.430	39.875	37.438
4	10:52:50.876	1:58.059	45.095	37.937	35.027
5	10:54:47.953	1:57.077	44.380	37.854	34.843
6	10:56:44.349	1:56.396	43.882	37.737	34.777
p7	10:58:48.714	2:04.365	43.371	37.587	
8	11:43:56.486	45:07.772		41.234	36.628
9	11:45:55.219	1:58.733	45.634	38.096	35.003
10	11:47:53.411	1:58.192	43.983	38.559	35.650
11	11:49:51.484	1:58.073	44.996	38.379	34.698
12	11:51:46.849	1:55.365	43.840	37.387	34.138
13	11:53:43.888	1:57.039	45.333	37.529	34.177
14	11:55:38.495	1:54.607	43.230	37.220	34.157
15	11:57:34.353	1:55.858	42.983	38.077	34.798
p16	11:59:37.016	2:02.663	44.073	38.253	

(29) HERTKORN Elvira

1	10:31:00.765	2:00.487	45.778	38.870	35.839
2	10:33:01.314	2:00.549	44.064	38.345	38.140
3	10:34:58.517	1:57.203	44.925	37.660	34.618
4	10:36:54.174	1:55.657	44.035	37.653	33.969
p5	10:38:54.812	2:00.638	44.489	36.235	
6	16:15:59.287	1:37:04.475		38.438	34.139
7	16:17:55.082	1:55.795	42.813	38.445	34.537
8	16:19:52.417	1:57.335	43.267	39.262	34.806
p9	16:22:02.836	2:10.419	44.284	38.994	

(17) LINDENBERGER Yvonne

1	10:46:41.401	2:07.495	49.600	40.636	37.259
2	10:48:47.421	2:06.020	46.656	41.096	38.268
3	10:50:53.217	2:05.796	47.780	40.888	37.128
4	10:52:56.220	2:03.003	47.132	39.968	35.903
5	10:54:56.901	2:00.681	45.663	39.865	35.153
6	10:56:53.138	1:56.237	43.190	38.372	34.675
p7	10:58:58.379	2:05.241	43.684	38.647	
8	11:43:48.644	44:50.265		39.562	35.228
9	11:45:52.317	2:03.673	46.866	40.556	36.251
10	11:47:53.173	2:00.856	45.688	39.443	35.725

(193) AGNIC Tomislav

1	10:52:03.026	1:57.977	45.001	38.789	34.187
2	10:53:59.795	1:56.769	43.325	38.036	35.408
p3	10:56:07.058	2:07.263	43.555	39.377	
p4	10:59:28.473	3:21.415		39.755	
5	11:46:22.731	46:54.258		38.924	34.903
6	11:48:15.969	1:53.238	42.644	37.602	33.992
7	11:50:09.590	1:53.621	42.859	37.566	33.196
p8	11:52:13.366	2:03.776	43.073	38.636	
9	15:18:19.485	1:26:06.119		39.498	35.707
10	15:20:13.996	1:54.511	42.956	37.925	33.630
11	15:22:07.818	1:53.822	42.323	37.296	34.203
p12	15:24:07.182	1:59.364	42.046	37.348	
p13	15:27:47.918	3:40.736		38.837	

(88) RÄTZ Alexander

1	10:45:32.707	2:01.993	46.125	42.003	33.865
2	10:47:26.568	1:53.861	43.010	37.996	32.855
p3	10:49:29.953	2:03.385	43.955	40.396	
p4	10:54:32.260	5:02.307		45.485	

(821) GWOSDEK Patrick

1	11:47:03.696	1:55.796	44.837	37.135	33.824
2	11:48:57.668	1:53.972	43.475	36.913	33.584
3	11:50:56.027	1:58.359	43.130	39.470	35.759
4	11:52:50.036	1:54.009	43.767	36.722	33.520
p5	11:54:50.257	2:00.221	44.434	37.059	

(969) MEERGANS Martin

--	--	--	--	--	--

DREIER RACING 2024 - COG - ROUND 3


13.06.2024.

Grobnik 4,168 km

Practice

13.6.2024. 09:00

Practice started at 9:00:00



Lap	Time of Day	Lap Tm	S1 Tm	S2 Tm	S3 Tm
11	11:49:51.266	1:58.093	44.597	38.900	34.596
12	11:51:48.722	1:57.456	44.683	38.489	34.284
13	11:53:47.598	1:58.876	44.728	38.443	35.705
p14	11:55:57.294	2:09.696	44.095	39.508	
15	15:09:28.698	1:13:31.404		42.711	36.905
16	15:11:27.804	1:59.106	44.229	39.245	35.632
17	15:13:27.692	1:59.888	43.633	39.614	36.641
p18	15:15:38.503	2:10.811	46.950	40.726	
19	15:18:33.614	2:55.111		39.268	36.759
20	15:20:34.762	2:01.148	44.112	38.369	38.667
21	15:22:35.460	2:00.698	47.257	38.383	35.058
22	15:24:34.497	1:59.037	43.538	40.410	35.089
23	15:26:30.647	1:56.150	43.089	37.800	35.261
p24	15:28:34.235	2:03.588	43.667	38.739	
25	16:12:18.266	43:44.031		38.241	35.344
26	16:14:15.814	1:57.548	43.261	38.247	36.040
p27	16:16:20.283	2:04.469	43.533	38.740	
28	16:18:53.379	2:33.096		37.890	34.536
p29	16:20:59.243	2:05.864	45.207	38.090	

Lap	Time of Day	Lap Tm	S1 Tm	S2 Tm	S3 Tm
25	15:50:42.706	2:02.290	45.410	41.172	35.708
26	15:52:44.826	2:02.120	44.770	40.931	36.419
27	15:54:48.300	2:03.474	45.706	40.905	36.863
p28	15:57:01.114	2:12.814	45.725	41.116	
29	16:02:27.815	5:26.701		41.655	36.432
30	16:04:29.720	2:01.905	44.598	41.187	36.120
31	16:06:33.649	2:03.929	45.897	41.013	37.019
32	16:08:37.067	2:03.418	45.590	41.085	36.743
p33	16:10:47.478	2:10.411	45.956	42.068	
34	16:19:20.255	8:32.777		42.100	36.957
p35	16:21:31.838	2:11.583	44.801	42.206	

(307) BRZOSKA Daniel

p1	16:00:14.478	3:06.067	1:09.859	57.408	
----	--------------	----------	-----------------	---------------	--

(626) LOHMANN Tanja

p1	16:12:09.390	1:50.982	39.045	34.577	
----	--------------	----------	---------------	--------	--

(910) SCHUNK Sebastian

1	15:10:30.799	1:58.170	42.985	39.378	35.807
2	15:12:29.953	1:59.154	44.873	39.736	34.545
p3	15:16:20.271	3:50.318	2:05.036	54.425	

(158) POINTNER Max

1	15:06:27.597	1:59.551	44.016	38.164	37.371
2	15:08:26.855	1:59.258	44.018	38.028	37.212
3	15:10:25.523	1:58.668	43.418	38.068	37.182
4	15:12:24.449	1:58.926	43.524	38.079	37.323
p5	15:14:31.762	2:07.313	43.730	37.967	
6	15:18:37.761	4:05.999		38.512	37.469
7	15:20:36.148	1:58.387	43.357	37.749	37.281
8	15:22:39.471	2:03.323	46.700	39.084	37.539
9	15:24:41.121	2:01.650	43.643	40.561	37.446
p10	15:26:41.899	2:00.778	44.043	38.786	

(699) GORANSON Samantha

1	10:51:28.221	2:03.200	46.148	39.882	37.170
2	10:53:29.432	2:01.211	45.712	39.383	36.116
3	10:55:29.684	2:00.252	44.474	39.171	36.607
p4	10:57:31.375	2:01.691	43.877	38.745	

(22) BITTNER Bettina

1	9:44:30.930	2:14.472	48.504	44.298	41.670
2	9:46:43.058	2:12.128	49.649	44.393	38.086
3	9:48:54.326	2:11.268	49.234	43.376	38.658
p4	9:51:14.587	2:20.261	50.552	45.058	
5	10:43:29.117	52:14.530		43.957	38.214
6	10:45:35.683	2:06.566	47.444	42.127	36.995
7	10:47:41.920	2:06.237	46.927	41.927	37.383
8	10:49:48.871	2:06.951	47.319	42.226	37.406
9	10:51:54.888	2:06.017	47.083	41.557	37.377
10	10:53:59.863	2:04.975	46.966	41.551	36.458
11	10:56:02.788	2:02.925	45.523	40.966	36.436
p12	10:58:19.834	2:17.046	48.274	44.263	
13	11:42:47.198	44:27.364		42.485	37.721
14	11:44:49.199	2:02.001	45.573	40.951	35.477
15	11:46:51.832	2:02.633	45.344	40.618	36.671
16	11:48:53.712	2:01.880	45.251	40.909	35.720
17	11:50:54.959	2:01.247	44.821	41.025	35.401
18	11:52:59.283	2:04.324	45.705	41.024	37.595
p19	11:55:11.606	2:12.323	47.439	41.375	
p20	15:06:00.160	1:10:48.554		43.343	
21	15:10:10.297	4:10.137		42.265	36.833
22	15:12:12.359	2:02.062	45.165	41.461	35.436
p23	15:14:28.079	2:15.720	45.099	41.746	
24	15:48:40.416	34:12.337		42.460	37.508