

5th King of Grobnik 2024.


23.06.2024.

Practice

Practice started at 15:35:00

Grobnik 4,168 km

23.6.2024. 15:40



Lap	Time of Day	Lap Tm	S1 Tm	S2 Tm	S3 Tm
(1) BASSANI Riccardo					
1	15:59:01.516	1:45.428	39.872	34.725	30.831
2	16:00:41.358	1:39.842	36.585	33.342	29.915
p3	16:02:33.153	1:51.795	36.920	39.451	

Lap	Time of Day	Lap Tm	S1 Tm	S2 Tm	S3 Tm
(87) BASSO Enrico					
1	16:00:15.539	1:45.137	39.226	34.507	31.404
2	16:02:00.413	1:44.874	39.208	34.714	30.952
3	16:03:46.429	1:46.016	39.543	35.376	31.097
4	16:05:30.739	1:44.310	38.609	35.452	30.249
5	16:07:13.982	1:43.243	38.071	34.579	30.593
6	16:08:58.962	1:44.980	38.672	35.625	30.683
p7	16:10:49.816	1:50.854	38.441	35.625	
8	16:17:40.480	6:50.664		35.700	30.388
9	16:19:21.360	1:40.880	37.560	33.577	29.743
10	16:21:02.633	1:41.273	37.483	33.696	30.094
11	16:22:44.536	1:41.903	37.777	33.262	30.864
12	16:24:26.828	1:42.292	37.425	34.605	30.262
13	16:26:09.723	1:42.895	37.507	35.251	30.137
14	16:27:51.074	1:41.351	38.245	33.540	29.566
15	16:29:31.343	1:40.269	36.946	33.723	29.600
16	16:31:12.941	1:41.598	37.791	33.871	29.936
17	16:32:54.833	1:41.892	38.217	33.976	29.699
18	16:34:35.808	1:40.975	36.745	34.010	30.220
19	16:36:18.387	1:42.579	37.999	34.183	30.397
p20	16:38:15.406	1:57.019	41.164	37.814	

Lap	Time of Day	Lap Tm	S1 Tm	S2 Tm	S3 Tm
(78) REALE Riccardo					
1	16:19:21.879	1:40.947	38.077	33.351	29.519
2	16:21:02.642	1:40.763	37.575	33.700	29.488
3	16:22:44.122	1:41.480	37.123	33.354	31.003
4	16:24:25.014	1:40.892	37.499	33.840	29.553
5	16:26:09.244	1:44.230	37.484	35.221	31.525
6	16:27:50.574	1:41.330	37.845	34.016	29.469
7	16:29:30.992	1:40.418	37.165	33.584	29.669
8	16:31:12.884	1:41.892	38.657	33.738	29.497
9	16:32:56.415	1:43.531	38.773	34.306	30.452
p10	16:34:59.775	2:03.360	37.285	50.649	

Lap	Time of Day	Lap Tm	S1 Tm	S2 Tm	S3 Tm
(38) BORSOLIN Fabio					
1	15:57:36.729	1:44.570	38.004	35.688	30.878
2	15:59:19.051	1:42.322	37.848	34.083	30.391
3	16:01:06.805	1:47.754	37.516	35.985	34.253
4	16:02:52.807	1:46.002	39.471	35.814	30.717
5	16:04:35.540	1:42.733	37.771	34.486	30.476
6	16:06:15.999	1:40.459	37.027	33.689	29.743
7	16:08:06.207	1:50.208	40.377	37.302	32.529
p8	16:09:59.463	1:53.256	38.253	35.681	

Lap	Time of Day	Lap Tm	S1 Tm	S2 Tm	S3 Tm
(10) DRAGHETTI Stefano					
1	15:54:30.124	1:45.484	38.299	35.106	32.079
2	15:56:22.210	1:52.086	42.929	37.080	32.077
3	15:58:16.338	1:54.128	43.195	39.169	31.764
4	16:00:01.293	1:44.955	38.622	35.301	31.032
5	16:01:45.092	1:43.799	37.370	35.260	31.169
6	16:03:27.091	1:41.999	37.252	34.409	30.338
7	16:05:14.140	1:47.049	40.153	35.750	31.146
8	16:06:55.232	1:41.092	36.941	33.585	30.566
p9	16:08:37.878	1:42.646	36.278	33.714	

Lap	Time of Day	Lap Tm	S1 Tm	S2 Tm	S3 Tm
(68) COLETTI Luca					
1	15:59:00.887	1:45.253	40.043	34.335	30.875
2	16:00:45.292	1:44.405	37.829	35.396	31.180
3	16:02:29.267	1:43.975	38.736	34.445	30.794
4	16:04:11.504	1:42.237	38.082	33.486	30.669
p5	16:06:02.910	1:51.406	40.213	34.670	

Lap	Time of Day	Lap Tm	S1 Tm	S2 Tm	S3 Tm
(84) CAMPANER Dario					
1	16:06:33.579	1:45.315	38.873	34.989	31.453
2	16:08:17.651	1:44.072	37.976	34.754	31.342
3	16:10:00.009	1:42.358	38.061	34.146	30.151
p4	16:12:30.375	2:30.366	47.191	55.101	
5	16:20:39.418	8:09.043		36.670	32.871
6	16:22:25.363	1:45.945	39.838	34.711	31.396
7	16:24:11.857	1:46.494	40.323	34.831	31.340
8	16:25:57.318	1:45.461	39.348	34.776	31.337
9	16:27:42.853	1:45.535	38.624	35.510	31.401
10	16:29:27.755	1:44.902	38.530	34.951	31.421
11	16:31:12.468	1:44.713	38.290	34.953	31.470
12	16:32:57.405	1:44.937	38.190	35.212	31.535
p13	16:34:46.142	1:48.737	38.335	35.686	

Lap	Time of Day	Lap Tm	S1 Tm	S2 Tm	S3 Tm
(94) NICUTA Toma					
1	16:06:29.525	1:43.915	38.002	34.849	31.064
2	16:08:15.612	1:46.087	37.445	35.746	32.896
3	16:09:58.024	1:42.412	37.259	34.075	31.078
4	16:11:40.464	1:42.440	37.713	34.169	30.558
p5	16:13:33.157	1:52.693	40.028	37.246	

Lap	Time of Day	Lap Tm	S1 Tm	S2 Tm	S3 Tm
(4) BACCICHET Elia					
1	16:02:54.316	1:47.860	39.476	35.956	32.428
2	16:04:37.201	1:42.885	38.001	33.733	31.151
3	16:06:19.616	1:42.415	37.548	33.748	31.119
4	16:08:06.368	1:46.752	37.935	36.226	32.591
p5	16:10:00.067	1:53.699	38.490	35.380	

Lap	Time of Day	Lap Tm	S1 Tm	S2 Tm	S3 Tm
(23) ZAMBOLI Manuel					
1	17:11:09.332	1:57.063	44.242	38.912	33.909
p2	17:13:07.315	1:57.983	42.049	37.853	
3	17:17:04.773	3:57.458		38.060	32.707
4	17:18:52.895	1:48.122	40.550	35.969	31.603
5	17:20:38.680	1:45.785	39.507	35.100	31.178
6	17:22:23.462	1:44.782	38.722	34.985	31.075
p7	17:24:14.851	1:51.389	39.630	36.745	
8	17:28:38.399	4:23.548		40.586	35.090
9	17:30:33.549	1:55.150	41.814	39.872	33.464
10	17:32:22.803	1:49.254	40.436	37.693	31.125
11	17:34:09.652	1:46.849	39.992	36.244	30.613
12	17:35:54.823	1:45.171	38.840	35.890	30.441
13	17:37:37.820	1:42.997	38.305	34.831	29.861
p14	17:39:26.360	1:48.540	37.800	35.651	
15	17:49:52.937	10:26.577		36.778	31.302
16	17:51:36.760	1:43.823	38.769	34.436	30.618
17	17:53:19.195	1:42.435	37.744	34.225	30.466
18	17:55:01.793	1:42.598	37.902	34.052	30.644
p19	17:56:52.608	1:50.815	39.383	35.645	

Lap	Time of Day	Lap Tm	S1 Tm	S2 Tm	S3 Tm
(24) MIOR Matteo					
1	16:06:28.435	1:43.548	38.113	34.716	30.719
2	16:08:14.985	1:46.550	37.800	36.275	32.475
3	16:09:57.618	1:42.633	37.349	33.956	31.328
4	16:11:40.143	1:42.525	37.640	34.498	30.387
p5	16:13:32.211	1:52.068	39.835	37.284	
6	16:23:24.441	9:52.230		37.762	31.908
7	16:25:08.821	1:44.380	38.631	35.156	30.593
p8	16:27:02.726	1:53.905	38.888	35.886	
p9	16:29:20.897	2:18.171		35.478	
p10	16:31:27.808	2:06.911		35.674	

Lap	Time of Day	Lap Tm	S1 Tm	S2 Tm	S3 Tm
(15) KACIJAN Alen					
1	16:02:14.355	1:50.818	42.315	37.671	30.832
2	16:04:05.613	1:51.258	40.656	38.030	32.572
3	16:06:06.493	2:00.880	46.840	40.455	33.585
4	16:07:52.575	1:46.082	39.700	35.202	31.180
5	16:09:37.820	1:45.245	39.092	35.097	31.056

5th King of Grobnik 2024.


23.06.2024.

Practice

Practice started at 15:35:00

Grobnik 4,168 km

23.6.2024. 15:40



Lap	Time of Day	Lap Tm	S1 Tm	S2 Tm	S3 Tm
6	16:11:25.904	1:48.084	38.725	38.180	31.179
p7	16:13:19.459	1:53.555	39.098	35.609	
8	16:15:28.236	2:08.777		37.254	32.185
9	16:17:12.332	1:44.096	38.566	34.874	30.656
10	16:18:55.809	1:43.477	37.958	34.436	31.083
p11	16:21:01.043	2:05.234	43.569	42.148	
12	16:27:23.207	6:22.164		36.876	33.207
13	16:29:08.001	1:44.794	38.795	35.165	30.834
14	16:30:51.389	1:43.388	38.552	34.528	30.308
15	16:32:35.054	1:43.665	38.126	35.294	30.245
16	16:34:27.041	1:51.987	40.306	40.281	31.400
17	16:36:13.293	1:46.252	38.062	37.472	30.718
18	16:37:57.141	1:43.848	38.416	35.088	30.344
19	16:39:39.722	1:42.581	38.124	34.347	30.110
p20	16:41:38.992	1:59.270	43.457	35.692	

Lap	Time of Day	Lap Tm	S1 Tm	S2 Tm	S3 Tm
(53) OIAN Davide					
1	16:00:37.510	1:50.797	41.127	36.476	33.194
2	16:02:28.734	1:51.224	40.691	37.668	32.865
3	16:04:17.851	1:49.117	40.643	36.121	32.353
4	16:06:06.799	1:48.948	39.962	36.637	32.349
5	16:07:55.727	1:48.928	40.852	35.932	32.144
6	16:09:44.864	1:49.137	40.180	36.401	32.556
7	16:11:34.477	1:49.613	40.403	36.429	32.781
p8	16:13:29.325	1:54.848	40.948	36.595	
9	16:17:47.876	4:18.551		37.406	32.654
10	16:19:34.626	1:46.750	40.180	35.389	31.181
11	16:21:21.909	1:47.283	39.654	35.677	31.952
12	16:23:10.119	1:48.210	40.224	35.834	32.152
13	16:24:59.612	1:49.493	41.145	36.236	32.112
p14	16:26:52.125	1:52.513	40.650	37.628	

Lap	Time of Day	Lap Tm	S1 Tm	S2 Tm	S3 Tm
(224) STRICKER Manuel					
1	15:57:04.082	1:46.456	40.608	35.702	30.146
2	15:58:47.948	1:43.866	38.391	34.751	30.724
3	16:00:30.988	1:43.040	39.258	33.313	30.469
4	16:02:16.449	1:45.461	37.694	34.941	32.826
5	16:04:03.677	1:47.228	38.806	37.915	30.507
p6	16:05:53.543	1:49.866	39.066	34.223	

Lap	Time of Day	Lap Tm	S1 Tm	S2 Tm	S3 Tm
(721) REGINA Stefano					
1	15:54:33.621	1:47.914	39.665	35.585	32.664
2	15:56:23.012	1:49.391	40.397	35.788	33.206
3	15:58:14.818	1:51.806	42.305	36.444	33.057
4	16:00:02.316	1:47.498	39.587	35.770	32.141
p5	16:02:00.813	1:58.497	39.659	37.931	
6	16:12:27.836	10:27.023		37.270	32.804
p7	16:14:36.446	2:08.610	43.411	43.162	

Lap	Time of Day	Lap Tm	S1 Tm	S2 Tm	S3 Tm
(104) BATAIOTO Davide					
1	16:19:33.746	1:48.082	41.956	35.184	30.942
2	16:21:18.257	1:44.511	37.952	35.592	30.967
3	16:23:08.215	1:49.958	41.596	36.510	31.852
4	16:24:54.634	1:46.419	39.953	35.258	31.208
5	16:26:41.493	1:46.859	39.540	35.327	31.992
6	16:28:25.429	1:43.936	37.947	35.371	30.618
7	16:30:13.459	1:48.030	40.256	34.613	33.161
p8	16:32:01.357	1:47.898	36.938	35.050	

Lap	Time of Day	Lap Tm	S1 Tm	S2 Tm	S3 Tm
(11) FILIPOVIC Ivica					
1	15:55:17.024	1:57.223	43.089	38.642	35.492
2	15:57:12.729	1:55.705	41.548	39.667	34.490
3	15:59:03.207	1:50.478	40.881	36.057	33.540
4	16:00:54.509	1:51.302	40.580	36.479	34.243
p5	16:02:51.061	1:56.552	40.888	36.689	
6	16:20:39.080	17:48.019		41.130	36.559
7	16:22:29.669	1:50.589	41.149	36.609	32.831
8	16:24:20.031	1:50.362	39.947	37.670	32.745
9	16:26:09.229	1:49.198	39.669	36.773	32.756
10	16:27:57.934	1:48.705	40.393	35.818	32.494
p11	16:29:52.241	1:54.307	40.506	36.870	
12	16:52:01.497	22:09.256		40.210	35.509
13	16:53:52.682	1:51.185	40.692	36.714	33.779
14	16:55:42.854	1:50.172	39.948	36.538	33.686

Lap	Time of Day	Lap Tm	S1 Tm	S2 Tm	S3 Tm
(827) BASSANESE Luca					
1	15:58:14.580	1:51.854	42.216	36.697	32.941
2	16:00:01.401	1:46.821	39.612	35.173	32.036
3	16:01:48.179	1:46.778	38.960	35.717	32.101
p4	16:03:47.108	1:58.929	43.422	37.720	
5	16:28:21.967	24:34.859		36.441	32.574
6	16:30:14.143	1:52.176	43.869	35.846	32.461
7	16:32:03.498	1:49.355	39.656	36.101	33.598
8	16:33:48.593	1:45.095	38.661	34.751	31.683
9	16:35:33.617	1:45.024	38.470	34.465	32.089
p10	16:37:37.763	2:04.146	46.434	38.457	
11	16:51:43.854	14:06.091		38.576	32.495
12	16:53:29.271	1:45.417	38.517	35.031	31.869
13	16:55:14.583	1:45.312	38.320	35.057	31.935
p14	16:57:17.258	2:02.675	38.645	34.758	

Lap	Time of Day	Lap Tm	S1 Tm	S2 Tm	S3 Tm
(108) KULIC Danijel					
1	15:59:27.187	1:48.758	40.251	36.666	31.841
2	16:01:16.488	1:49.301	40.111	36.705	32.485
p3	16:03:11.963	1:55.475	41.346	37.775	
4	16:38:46.575	35:34.612		38.169	33.002
5	16:40:41.292	1:54.717	40.649	40.495	33.573
6	16:42:34.125	1:52.833	41.471	37.943	33.419
7	16:44:26.185	1:52.060	40.952	38.234	32.874
p8	16:46:24.326	1:58.141	41.199	38.979	

Lap	Time of Day	Lap Tm	S1 Tm	S2 Tm	S3 Tm
(77) LAZZARINI Luca					
1	16:19:33.713	1:48.295	40.217	36.217	31.861
2	16:21:21.545	1:47.832	40.148	35.939	31.745
3	16:23:08.952	1:47.407	39.452	35.817	32.138
4	16:24:56.010	1:47.058	40.208	35.181	31.669
5	16:26:42.329	1:46.319	39.079	35.976	31.264
p6	16:28:39.442	1:57.113	39.399	37.948	
p7	16:31:28.690	2:49.248		36.054	

Lap	Time of Day	Lap Tm	S1 Tm	S2 Tm	S3 Tm
(6) SFERRAGATTA Riccardo					
1	16:03:24.717	1:52.945	41.677	38.091	33.177
2	16:05:16.901	1:52.184	41.386	37.335	33.463
3	16:07:09.013	1:52.112	41.037	38.054	33.021
4	16:09:01.230	1:52.217	41.179	37.799	33.239
5	16:10:52.642	1:51.412	41.235	37.310	32.867
6	16:12:43.845	1:51.203	41.738	37.202	32.263
7	16:14:33.600	1:49.755	40.778	36.801	32.176
p8	16:16:28.038	1:54.438	40.933	36.768	
9	16:28:25.516	11:57.478		37.951	32.646
10	16:30:23.036	1:57.520	42.027	40.686	34.807
11	16:32:14.130	1:51.094	41.348	37.178	32.568
12	16:34:04.202	1:50.072	40.777	36.763	32.532
13	16:35:55.669	1:51.467	40.534	37.715	33.218
14	16:37:46.093	1:50.424	40.806	37.253	32.365
15	16:39:35.776	1:49.683	40.649	36.809	32.225
p16	16:41:45.574	2:09.798	48.571	40.537	

Lap	Time of Day	Lap Tm	S1 Tm	S2 Tm	S3 Tm
(66) BUSCATO Riccardo					
1	16:17:43.570	1:51.154	40.526	37.547	33.081
2	16:19:31.466	1:47.896	39.810	36.322	31.764
3	16:21:19.396	1:47.930	39.769	35.940	32.221
4	16:23:07.666	1:48.270	39.695	36.047	32.528
5	16:24:54.370	1:46.704	39.649	35.761	31.294
6	16:26:41.088	1:46.718	39.118	35.653	31.947
p7	16:28:37.728	1:56.640	40.424	37.880	

5th King of Grobnik 2024.

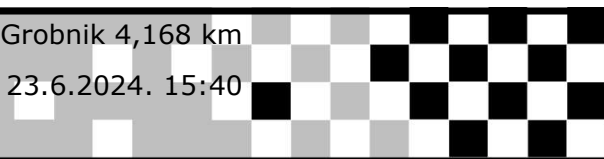
23.06.2024.

Grobnik 4,168 km

Practice

23.6.2024. 15:40

Practice started at 15:35:00



Lap	Time of Day	Lap Tm	S1 Tm	S2 Tm	S3 Tm
(4) APRIGLIANO Marco					
1	15:54:45.245	1:53.122	41.960	37.828	33.334
2	15:56:36.653	1:51.408	40.457	37.369	33.582
3	15:58:28.061	1:51.408	40.813	36.868	33.727
p4	16:00:22.322	1:54.261	41.074	36.839	
5	16:03:11.804	2:49.482		37.137	33.945
6	16:05:05.391	1:53.587	41.151	38.709	33.727
7	16:06:55.220	1:49.829	39.790	36.740	33.299
8	16:08:46.066	1:50.846	39.573	36.714	34.559
9	16:10:35.953	1:49.887	39.996	36.473	33.418
p10	16:12:32.815	1:56.862	40.843	36.211	
11	16:14:24.570	37:11.755		39.982	36.072
12	16:16:15.967	2:01.397	47.507	39.208	34.682
13	16:18:07.990	1:56.023	42.311	38.840	34.872
14	16:19:59.396	1:55.406	42.899	37.862	34.645
p15	16:21:51.972	2:02.576	41.247	38.569	

Lap	Time of Day	Lap Tm	S1 Tm	S2 Tm	S3 Tm
p5	15:59:22.257	7:58.958		50.554	
(18) ZANELLA Paolo					
p1	16:05:52.594	1:59.693	41.477	39.648	

(118) COSMA Mario Antonio					
1	15:58:19.588	1:59.287	44.544	39.292	35.451
2	16:00:16.807	1:57.219	42.816	39.411	34.992
3	16:02:11.911	1:55.104	42.502	37.677	34.925
4	16:04:07.904	1:55.993	42.742	38.139	35.112
5	16:06:01.033	2:03.129	44.967	40.973	37.189
p6	16:08:05.768	1:54.735	41.412	36.461	
7	16:10:01.359	5:07.591		37.181	33.397
8	16:12:07.560	1:54.201	42.485	37.743	33.973
9	16:14:01.318	1:53.758	41.774	37.589	34.395
10	16:16:05.613	1:54.295	41.954	38.057	34.284
11	16:18:05.321	1:56.708	41.893	41.277	33.538
12	16:20:05.419	1:53.098	41.483	37.611	34.004
13	16:22:05.743	1:52.324	40.956	37.683	33.685
14	16:24:05.582	1:50.839	41.278	36.996	32.565
15	16:26:05.297	1:52.715	40.507	37.587	34.621
16	16:28:05.657	1:52.360	42.337	36.502	33.521
p17	16:30:05.861	1:54.204	39.645	36.326	
18	16:32:05.375	37:03.514		42.505	36.134
19	16:34:05.711	1:56.336	44.048	38.804	33.484
p20	16:36:05.042	1:56.331	40.952	37.926	
21	16:38:05.580	3:29.538		39.764	35.998
p22	16:40:05.806	1:58.226	41.081	38.666	

(68) BOMBELLI Thomas					
1	15:54:43.300	1:51.343	41.700	37.634	32.009
2	15:56:37.274	1:53.974	42.344	38.584	33.046
3	15:58:30.167	1:52.893	42.327	36.999	33.567
4	16:00:23.229	1:53.062	42.565	37.721	32.776
5	16:02:17.171	1:53.942	42.277	37.811	33.854
p6	16:04:11.764	2:04.593	42.213	38.468	

(32) DE MARCHI Martino					
1	16:18:13.313	2:08.108	46.063	43.296	38.749
2	16:20:19.074	2:05.761	47.137	41.670	36.954
3	16:22:23.548	2:04.474	46.527	41.959	35.988
4	16:24:25.238	2:01.690	44.669	40.251	36.770
5	16:26:24.218	1:58.980	43.154	40.472	35.354
6	16:28:21.113	1:56.895	42.932	39.396	34.567
7	16:30:22.901	2:01.788	45.179	41.600	35.009
8	16:32:19.577	1:56.676	42.625	38.944	35.107
9	16:34:19.144	1:59.567	43.398	41.159	35.010
10	16:36:18.240	1:59.096	43.010	40.229	35.857
p11	16:38:20.706	2:02.466	43.030	39.300	

(81) MOLINARI Luca					
1	15:43:40.996	2:31.988	55.335	50.254	46.399
2	15:46:12.066	2:31.070	54.618	50.832	45.620
3	15:48:40.905	2:28.839	54.189	50.050	44.600
p4	15:51:23.299	2:42.394	53.099	51.259	