

POMPONE RACING

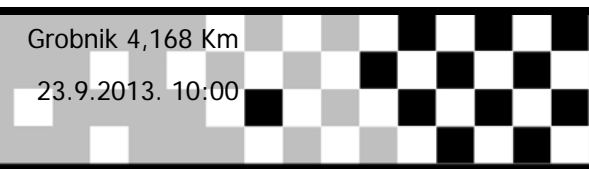
23.09.2013.

Prove Cronometrate

Qualifying started at 10:00:00

Grobnik 4,168 Km

23.9.2013. 10:00



Lap	Lap Tm	Diff	Time of Day
(619) Massimo SCHIFF			
1	1:40.769	+5.219	10:35:15.990
2	1:38.177	+2.627	10:36:54.167
3	1:37.131	+1.581	10:38:31.298
4	1:38.162	+2.612	10:40:09.460
5	54:29.795	+52:54.245	11:34:39.255
6	1:38.794	+3.244	11:36:18.049
7	1:36.795	+1.245	11:37:54.844
8	1:37.634	+2.084	11:39:32.478
9	12:16.922	+10:41.372	11:51:49.400
10	1:35.550		11:53:24.950

Lap	Lap Tm	Diff	Time of Day
(91) Oscar VIVIAN			
1	1:44.460	+8.760	10:33:50.103
2	1:41.286	+5.586	10:35:31.389
3	1:43.056	+7.356	10:37:14.445
4	1:39.240	+3.540	10:38:53.685
5	1:02:41.649	+1:01:05.949	11:41:35.334
6	1:37.080	+1.380	11:43:12.414
7	1:38.124	+2.424	11:44:50.538
8	1:37.899	+2.199	11:46:28.437
9	1:35.700		11:48:04.137
10	1:36.071	+0.371	11:49:40.208

Lap	Lap Tm	Diff	Time of Day
(73) Raniero GIOMETTI			
1	1:44.067	+8.345	10:32:25.336
2	1:44.000	+8.278	10:34:09.336
3	17:40.638	+16:04.916	10:51:49.974
4	1:41.232	+5.510	10:53:31.206
5	21:31.650	+19:55.928	11:15:02.856
6	1:40.208	+4.486	11:16:43.064
7	1:39.363	+3.641	11:18:22.427
8	17:26.053	+15:50.331	11:35:48.480
9	1:37.103	+1.381	11:37:25.583
10	15:36.997	+14:01.275	11:53:02.580
11	1:35.722		11:54:38.302

Lap	Lap Tm	Diff	Time of Day
(154) Pierluigi TODERO			
1	1:41.048	+4.943	10:51:53.945
2	1:42.845	+6.740	10:53:36.790
3	18:20.585	+16:44.480	11:11:57.375
4	1:41.850	+5.745	11:13:39.225
5	1:40.278	+4.173	11:15:19.503
6	1:41.771	+5.666	11:17:01.274
7	16:50.331	+15:14.226	11:33:51.605
8	1:36.785	+0.680	11:35:28.390
9	1:39.150	+3.045	11:37:07.540
10	1:38.091	+1.986	11:38:45.631
11	1:37.560	+1.455	11:40:23.191
12	1:38.185	+2.080	11:42:01.376
13	1:36.105		11:43:37.481

Lap	Lap Tm	Diff	Time of Day
(39) Stevens FERRARO			
1	1:38.329	+0.888	10:24:54.936
2	1:37.441		10:26:32.377
3	1:47.104	+9.663	10:28:19.481
4	1:42.947	+5.506	10:30:02.428
5	1:48.918	+11.477	10:31:51.346
6	34:55.266	+33:17.825	11:06:46.612
7	1:40.460	+3.019	11:08:27.072
8	1:42.728	+5.287	11:10:09.800
9	1:40.098	+2.657	11:11:49.898
10	1:40.615	+3.174	11:13:30.513
11	1:41.124	+3.683	11:15:11.637
12	1:47.786	+10.345	11:16:59.423

Lap	Lap Tm	Diff	Time of Day
13	1:39.210	+1.769	11:18:38.633
(633) Marco ZILIOOTTO			
1	1:45.832	+8.201	11:26:57.422
2	4:32.458	+2:54.827	11:31:29.880
3	1:38.843	+1.212	11:33:08.723
4	1:37.631		11:34:46.354
5	22:43.439	+21:05.808	11:57:29.793
6	1:46.764	+9.133	11:59:16.557

Lap	Lap Tm	Diff	Time of Day
(32) Andrea PEZ			
1	1:41.337	+3.546	11:14:05.031
2	1:42.128	+4.337	11:15:47.159
3	1:48.125	+10.334	11:17:35.284
4	1:41.918	+4.127	11:19:17.202
5	20:36.537	+18:58.746	11:39:53.739
6	1:39.062	+1.271	11:41:32.801
7	1:37.791		11:43:10.592
8	1:42.910	+5.119	11:44:53.502
9	1:38.540	+0.749	11:46:32.042
10	1:38.069	+0.278	11:48:10.111

Lap	Lap Tm	Diff	Time of Day
(632) Giuseppe SPAGNOLO			
1	1:42.319	+4.504	11:22:18.956
2	1:41.668	+3.853	11:24:00.624
3	1:40.268	+2.453	11:25:40.892
4	1:41.381	+3.566	11:27:22.273
5	9:45.034	+8:07.219	11:37:07.307
6	1:37.815		11:38:45.122
7	1:37.999	+0.184	11:40:23.121
8	1:51.191	+13.376	11:42:14.312
9	1:38.859	+1.044	11:43:53.171
10	1:38.722	+0.907	11:45:31.893

Lap	Lap Tm	Diff	Time of Day
(26) Claudio RET			
1	1:46.130	+7.658	10:26:39.294
2	1:49.267	+10.795	10:28:28.561
3	24:26.580	+22:48.108	10:52:55.141
4	16:56.133	+15:17.661	11:09:51.274
5	1:41.907	+3.435	11:11:33.181
6	22:11.066	+20:32.594	11:33:44.247
7	1:39.676	+1.204	11:35:23.923
8	1:38.472		11:37:02.395
9	1:41.588	+3.116	11:38:43.983
10	1:38.725	+0.253	11:40:22.708

Lap	Lap Tm	Diff	Time of Day
(610) Simone SEGATTI			
1	1:50.025	+11.521	10:35:40.529
2	1:47.021	+8.517	10:37:27.550
3	37:35.301	+35:56.797	11:15:02.851
4	1:47.587	+9.083	11:16:50.438
5	1:46.078	+7.574	11:18:36.516
6	1:46.329	+7.825	11:20:22.845
7	1:44.983	+6.479	11:22:07.828
8	20:26.007	+18:47.503	11:42:33.835
9	1:38.504		11:44:12.339
10	1:42.006	+3.502	11:45:54.345
11	1:41.508	+3.004	11:47:35.853
12	1:39.378	+0.874	11:49:15.231

Lap	Lap Tm	Diff	Time of Day
(8) Oscar NICOLETTI			
1	1:55.901	+17.257	10:40:01.152
2	1:50.147	+11.503	10:41:51.299
3	1:48.068	+9.424	10:43:39.367
4	1:48.316	+9.672	10:45:27.683
5	35:19.331	+33:40.687	11:20:47.014

Lap	Lap Tm	Diff	Time of Day
6	1:54.514	+15.870	11:22:41.528
7	2:02.199	+23.555	11:24:43.727
8	13:01.275	+11:22.631	11:37:45.002
9	1:41.249	+2.605	11:39:26.251
10	1:46.508	+7.864	11:41:12.759
11	1:41.537	+2.893	11:42:54.296
12	1:41.424	+2.780	11:44:35.720
13	1:42.530	+3.886	11:46:18.250
14	1:38.644		11:47:56.894

Lap	Lap Tm	Diff	Time of Day
(23) Ugo GRILLO			
1	1:46.285	+6.895	11:12:49.976
2	1:43.679	+4.289	11:14:33.655
3	1:44.042	+4.652	11:16:17.697
4	1:42.641	+3.251	11:18:00.338
5	1:42.182	+2.792	11:19:42.520
6	24:28.418	+22:49.028	11:44:10.938
7	1:40.023	+0.633	11:45:50.961
8	1:39.390		11:47:30.351
9	1:40.188	+0.798	11:49:10.539

Lap	Lap Tm	Diff	Time of Day
(27) Michele LUCCHINI			
1	25:21.137	+23:41.484	11:33:44.648
2	1:43.397	+3.744	11:35:28.045
3	1:42.718	+3.065	11:37:10.763
4	1:42.810	+3.157	11:38:53.573
5	6:04.383	+4:24.730	11:44:57.956
6	1:44.268	+4.615	11:46:42.224
7	1:39.653		11:48:21.877

Lap	Lap Tm	Diff	Time of Day
(624) Cristian ROSSO			
1	1:48.478	+8.730	10:35:27.110
2	1:47.686	+7.938	10:37:14.796
3	1:45.637	+5.889	10:39:00.433
4	1:43.704	+3.956	10:40:44.137
5	1:42.742	+2.994	10:42:26.879
6	53:10.406	+51:30.658	11:35:37.285
7	1:43.847	+4.099	11:37:21.132
8	1:40.675	+0.927	11:39:01.807
9	1:41.114	+1.366	11:40:42.921
10	1:41.690	+1.942	11:42:24.611
11	1:42.212	+2.464	11:44:06.823
12	1:39.748		11:45:46.571

Lap	Lap Tm	Diff	Time of Day
(5) Daniele SCOTTO			
1	1:41.061	+0.894	10:24:36.707
2	1:47.111	+6.944	10:26:23.818
3	1:45.577	+5.410	10:28:09.395
4	1:53.190	+13.023	10:30:02.585
5	1:49.104	+8.937	10:31:51.689
6	11:13.277	+9:33.110	10:43:04.966
7	7:13.192	+5:33.025	10:50:18.158
8	1:40.933	+0.766	10:51:59.091
9	1:46.850	+6.683	10:53:45.941
10	15:29.623	+13:49.456	11:09:15.564
11	1:48.612	+8.445	11:11:04.176
12	1:42.165	+1.998	11:12:46.341
13	1:41.174	+1.007	11:14:27.515
14	23:17.828	+21:37.661	11:37:45.343
15	1:41.216	+1.049	11:39:26.559
16	1:42.179	+2.012	11:41:08.738
17	1:41.069	+0.902	11:42:49.807
18	1:40.167		11:44:29.974
19	9:33.864	+7:53.697	11:54:03.838
20	1:42.529	+2.362	11:55:46.367
21	1:40.644	+0.477	11:57:27.011

POMPONE RACING

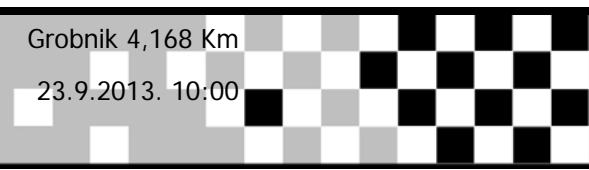
23.09.2013.

Prove Cronometrate

Qualifying started at 10:00:00

Grobnik 4,168 Km

23.9.2013. 10:00



Lap	Lap Tm	Diff	Time of Day
(608) Luca ZANUTTO			
1	1:46.658	+6.173	10:46:23.624
2	28:42.118	+27:01.633	11:15:05.742
3	1:47.917	+7.432	11:16:53.659
4	1:49.665	+9.180	11:18:43.324
5	23:51.284	+22:10.799	11:42:34.608
6	1:40.854	+0.369	11:44:15.462
7	1:41.565	+1.080	11:45:57.027
8	1:41.384	+0.899	11:47:38.411
9	1:40.485		11:49:18.896
10	1:53.998	+13.513	11:51:12.894

Lap	Lap Tm	Diff	Time of Day
(37) Andrea PASSUELLO			
1	1:48.914	+7.815	10:33:57.262
2	1:44.962	+3.863	10:35:42.224
3	1:45.514	+4.415	10:37:27.738
4	1:45.232	+4.133	10:39:12.970
5	1:42.768	+1.669	10:40:55.738
6	1:41.298	+0.199	10:42:37.036
7	1:42.329	+1.230	10:44:19.365
8	1:41.684	+0.585	10:46:01.049
9	1:42.994	+1.895	10:47:44.043
10	46:07.707	+44:26.608	11:33:51.750
11	1:45.066	+3.967	11:35:36.816
12	1:41.099		11:37:17.915
13	1:41.883	+0.784	11:38:59.798
14	1:42.883	+1.784	11:40:42.681
15	1:41.857	+0.758	11:42:24.538
16	1:42.349	+1.250	11:44:06.887
17	1:41.397	+0.298	11:45:48.284
18	1:41.646	+0.547	11:47:29.930

Lap	Lap Tm	Diff	Time of Day
(21) Omar ZANOTO			
1	1:52.524	+11.315	10:33:59.748
2	1:48.972	+7.763	10:35:48.720
3	1:44.750	+3.541	10:37:33.470
4	1:44.855	+3.646	10:39:18.325
5	58:26.098	+56:44.889	11:37:44.423
6	1:41.209		11:39:25.632
7	1:44.159	+2.950	11:41:09.791
8	1:43.932	+2.723	11:42:53.723
9	1:41.487	+0.278	11:44:35.210
10	1:43.884	+2.675	11:46:19.094
11	1:41.597	+0.388	11:48:00.691

Lap	Lap Tm	Diff	Time of Day
(618) Glauco VISINTIN			
1	1:46.658	+4.905	11:13:54.357
2	1:47.380	+5.627	11:15:41.737
3	28:28.645	+26:46.892	11:44:10.382
4	1:46.702	+4.949	11:45:57.084
5	1:42.515	+0.762	11:47:39.599
6	1:41.753		11:49:21.352
7	1:43.066	+1.313	11:51:04.418

Lap	Lap Tm	Diff	Time of Day
(620) Vinicio RINALDI			
1	1:49.667	+7.681	10:35:27.071
2	1:47.519	+5.533	10:37:14.590
3	1:44.680	+2.694	10:38:59.270
4	1:43.321	+1.335	10:40:42.591
5	1:43.891	+1.905	10:42:26.482
6	1:54.306	+12.320	10:44:20.788
7	2:04.904	+22.918	10:46:25.692
8	1:45.856	+3.870	10:48:11.548
9	1:41.986		10:49:53.534
10	50:20.837	+48:38.851	11:40:14.371

Lap	Lap Tm	Diff	Time of Day
11	1:44.812	+2.826	11:41:59.183
12	1:43.584	+1.598	11:43:42.767
13	1:45.705	+3.719	11:45:28.472
14	1:43.106	+1.120	11:47:11.578

Lap	Lap Tm	Diff	Time of Day
(233) Gimmi VILLAN			
1	1:46.281	+4.084	11:12:49.982
2	1:43.687	+1.490	11:14:33.669
3	1:44.034	+1.837	11:16:17.703
4	1:42.645	+0.448	11:18:00.348
5	1:42.197		11:19:42.545
6	37:47.265	+36:05.068	11:57:29.810
7	1:46.762	+4.565	11:59:16.572

Lap	Lap Tm	Diff	Time of Day
(78) Daniele CANEVA			
1	1:42.433		11:54:35.766
2	1:42.536	+0.103	11:56:18.302
3	1:42.526	+0.093	11:58:00.828

Lap	Lap Tm	Diff	Time of Day
(7) Augusto MORO			
1	1:46.142	+3.597	11:48:18.868
2	1:46.098	+3.553	11:50:04.966
3	1:43.865	+1.320	11:51:48.831
4	1:42.625	+0.080	11:53:31.456
5	1:42.545		11:55:14.001

Lap	Lap Tm	Diff	Time of Day
(624) Samuel ARZENTON			
1	2:08.231	+25.165	11:14:05.088
2	1:57.735	+14.669	11:16:02.823
3	1:51.363	+8.297	11:17:54.186
4	1:48.332	+5.266	11:19:42.518
5	1:47.999	+4.933	11:21:30.517
6	1:46.837	+3.771	11:23:17.354
7	8:36.264	+6:53.198	11:31:53.618
8	1:46.128	+3.062	11:33:39.746
9	1:45.573	+2.507	11:35:25.319
10	1:44.682	+1.616	11:37:10.001
11	2:03.800	+20.734	11:39:13.801
12	1:53.451	+10.385	11:41:07.252
13	1:46.427	+3.361	11:42:53.679
14	1:43.066		11:44:36.745

Lap	Lap Tm	Diff	Time of Day
(35) Alessandro DI BERT			
1	1:53.179	+9.905	10:31:51.407
2	1:49.858	+6.584	10:33:41.265
3	1:50.274	+7.000	10:35:31.539
4	1:48.737	+5.463	10:37:20.276
5	1:47.298	+4.024	10:39:07.574
6	1:43.449	+0.175	10:40:51.023
7	55:05.570	+53:22.296	11:35:56.593
8	1:45.141	+1.867	11:37:41.734
9	1:43.341	+0.067	11:39:25.075
10	1:44.084	+0.810	11:41:09.159
11	1:45.734	+2.460	11:42:54.893
12	1:43.274		11:44:38.167
13	1:43.905	+0.631	11:46:22.072

Lap	Lap Tm	Diff	Time of Day
(631) Mirco PINTON			
1	1:46.939	+2.147	11:14:51.820
2	1:44.792		11:16:36.612

Lap	Lap Tm	Diff	Time of Day
(17+) Ivan ZANUTTI			
1	1:53.383	+8.587	11:14:42.459
2	1:49.994	+5.198	11:16:32.453
3	24:50.833	+23:06.037	11:41:23.286
4	1:45.939	+1.143	11:43:09.225

Lap	Lap Tm	Diff	Time of Day
5	1:46.422	+1.626	11:44:55.647
6	1:46.972	+2.176	11:46:42.619
7	1:44.796		11:48:27.415

Lap	Lap Tm	Diff	Time of Day
(76) Marco TREVISANI			
1	1:48.636	+3.271	11:20:06.728
2	1:47.770	+2.405	11:21:54.498
3	1:51.062	+5.697	11:23:45.560
4	1:48.649	+3.284	11:25:34.209
5	19:20.798	+17:35.433	11:44:55.007
6	1:47.306	+1.941	11:46:42.313
7	1:46.522	+1.157	11:48:28.835
8	1:46.217	+0.852	11:50:15.052
9	1:48.541	+3.176	11:52:03.593
10	1:45.365		11:53:48.958
11	1:45.498	+0.133	11:55:34.456

Lap	Lap Tm	Diff	Time of Day
(666) Luca PIOTTO			
1	2:19.622	+34.013	10:26:12.592
2	2:21.885	+36.276	10:28:34.477
3	2:19.613	+34.004	10:30:54.090
4	1:49.594	+3.985	10:32:43.684
5	18:31.992	+16:46.383	10:51:15.676
6	2:34.922	+49.313	10:53:50.598
7	15:25.303	+13:39.694	11:09:15.901
8	1:49.330	+3.721	11:11:05.231
9	1:48.214	+2.605	11:12:53.445
10	1:47.145	+1.536	11:14:40.590
11	1:47.064	+1.455	11:16:27.654
12	1:47.838	+2.229	11:18:15.492
13	1:47.938	+2.329	11:20:03.430
14	1:48.046	+2.437	11:21:51.476
15	21:38.405	+19:52.796	11:43:29.881
16	1:47.149	+1.540	11:45:17.030
17	1:47.145	+1.536	11:47:04.175
18	1:46.347	+0.738	11:48:50.522
19	1:46.891	+1.282	11:50:37.413
20	1:45.609		11:52:23.022
21	1:47.293	+1.684	11:54:10.315
22	1:46.194	+0.585	11:55:56.509
23	1:47.234	+1.625	11:57:43.743

Lap	Lap Tm	Diff	Time of Day
(07) Riccardo MARCHETTI			
1	1:49.839	+3.863	11:10:18.171
2	1:51.166	+5.190	11:12:09.337
3	1:49.780	+3.804	11:13:59.117
4	1:47.377	+1.401	11:15:46.494
5	18:16.875	+16:30.899	11:34:03.369
6	1:47.599	+1.623	11:35:50.968
7	1:46.133	+0.157	11:37:37.101
8	1:47.395	+1.419	11:39:24.496
9	1:46.865	+0.889	11:41:11.361
10	1:46.686	+0.710	11:42:58.047
11	9:56.736	+8:10.760	11:52:54.783
12	1:46.350	+0.374	11:54:41.133
13	1:45.976		11:56:27.109
14	1:46.602	+0.626	11:58:13.711

Lap	Lap Tm	Diff	Time of Day
(52) Giuseppe BASEI			
1	3:32.891	+1:46.817	11:50:05.096
2	1:46.074		11:51:51.170

Lap	Lap Tm	Diff	Time of Day
(77) Mauro TONEGOZZO			
1	1:48.305	+2.208	10:32:35.611
2	1:49.494	+3.397	10:34:25.105
3	1:47.170	+1.073	10:36:12.275

POMPONE RACING

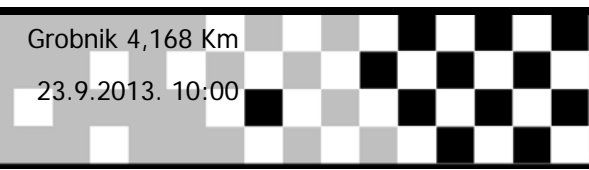
23.09.2013.

Grobnik 4,168 Km

Prove Cronometrate

23.9.2013. 10:00

Qualifying started at 10:00:00



Lap	Lap Tm	Diff	Time of Day
4	1:52.831	+6.734	10:38:05.106
5	1:52.908	+6.811	10:39:58.014
6	1:51.563	+5.466	10:41:49.577
7	1:49.238	+3.141	10:43:38.815
8	51:47.321	+50:01.224	11:35:26.136
9	1:46.250	+0.153	11:37:12.386
10	1:46.097		11:38:58.483
11	1:46.796	+0.699	11:40:45.279

(65) Eugenio BERNARDINELLO

Lap	Lap Tm	Diff	Time of Day
1	1:48.741	+2.071	11:20:06.958
2	1:47.899	+1.229	11:21:54.857
3	23:00.718	+21:14.048	11:44:55.575
4	1:47.503	+0.833	11:46:43.078
5	1:46.670		11:48:29.748
6	1:46.919	+0.249	11:50:16.667

(159) Mauro BARBISAN

Lap	Lap Tm	Diff	Time of Day
1	1:47.256		11:57:21.853

(17) Stefano SABBADIN

Lap	Lap Tm	Diff	Time of Day
1	2:03.936	+15.168	10:26:18.619
2	2:10.564	+21.796	10:28:29.183
3	1:54.732	+5.964	10:30:23.915
4	1:56.949	+8.181	10:32:20.864
5	17:13.724	+15:24.956	10:49:34.588
6	1:57.937	+9.169	10:51:32.525
7	1:55.052	+6.284	10:53:27.577
8	38:25.952	+36:37.184	11:31:53.529
9	1:50.865	+2.097	11:33:44.394
10	1:49.539	+0.771	11:35:33.933
11	1:50.321	+1.553	11:37:24.254
12	1:50.070	+1.302	11:39:14.324
13	1:50.123	+1.355	11:41:04.447
14	1:50.348	+1.580	11:42:54.795
15	1:49.674	+0.906	11:44:44.469
16	1:49.026	+0.258	11:46:33.495
17	1:49.420	+0.652	11:48:22.915
18	1:48.768		11:50:11.683

(606) Renzo CAVASIN

Lap	Lap Tm	Diff	Time of Day
1	2:00.901	+11.907	10:26:18.643
2	1:53.415	+4.421	10:28:12.058
3	1:55.156	+6.162	10:30:07.214
4	1:54.967	+5.973	10:32:02.181
5	1:54.613	+5.619	10:33:56.794
6	37:47.946	+35:58.952	11:11:44.740
7	1:54.291	+5.297	11:13:39.031
8	1:51.072	+2.078	11:15:30.103
9	1:59.167	+10.173	11:17:29.270
10	19:29.360	+17:40.366	11:36:58.630
11	1:48.994		11:38:47.624
12	1:49.135	+0.141	11:40:36.759
13	10:23.990	+8:34.996	11:51:00.749
14	1:50.285	+1.291	11:52:51.034

(622) Riccardo TONON

Lap	Lap Tm	Diff	Time of Day
1	1:56.834	+4.666	10:37:23.927
2	1:54.953	+2.785	10:39:18.880
3	2:07.735	+15.567	10:41:26.615
4	24:51.341	+22:59.173	11:06:17.956
5	1:52.168		11:08:10.124
6	1:52.199	+0.031	11:10:02.323
7	1:54.138	+1.970	11:11:56.461
8	9:02.816	+7:10.648	11:20:59.277
9	1:52.189	+0.021	11:22:51.466

Lap	Lap Tm	Diff	Time of Day
10	1:53.685	+1.517	11:24:45.151
11	1:53.518	+1.350	11:26:38.669

(613) Christopher FRAZIER

Lap	Lap Tm	Diff	Time of Day
1	2:07.490	+6.627	10:25:46.114
2	2:11.005	+10.142	10:27:57.119
3	12:22.550	+10:21.687	10:40:19.669
4	2:08.327	+7.464	10:42:27.996
5	2:09.411	+8.548	10:44:37.407
6	22:39.179	+20:38.316	11:07:16.586
7	2:05.989	+5.126	11:09:22.575
8	2:08.353	+7.490	11:11:30.928
9	20:46.115	+18:45.252	11:32:17.043
10	2:02.538	+1.675	11:34:19.581
11	2:00.863		11:36:20.444
12	11:43.406	+9:42.543	11:48:03.850
13	2:04.004	+3.141	11:50:07.854
14	6:37.828	+4:36.965	11:56:45.682

Lap	Lap Tm	Diff	Time of Day
-----	--------	------	-------------