

SZ Racing

09.10.2024.

Grobnik 4,168 km

Qualifying

9.10.2024. 09:00

Qualifying started at 9:00:00

Lap	Time of Day	Lap Tm	S1 Tm	S2 Tm	S3 Tm
<b>(4) GRUBER Herbert</b>					
1	1:46:53.260	1:40.043	38.052	32.663	29.328
2	1:48:31.248	1:37.988	36.694	32.279	29.015
p3	1:50:14.567	1:43.319	37.195	32.774	
4	1:52:14.134	41:37.567	32.005	28.023	
5	1:54:14.751	1:34.617	35.373	31.507	27.737
6	1:56:14.673	1:34.922	35.179	32.190	27.553
7	1:58:14.684	<b>1:33.011</b>	<b>34.782</b>	<b>30.935</b>	<b>27.294</b>
p8	1:59:14.644	1:41.960	37.583	32.223	

<b>(91) DECKER Armin</b>					
1	1:20:38.060	1:39.023	37.301	32.776	28.946
2	1:22:13.460	1:35.400	35.799	31.542	28.059
3	1:23:47.312	<b>1:33.852</b>	<b>35.092</b>	<b>31.040</b>	<b>27.720</b>
4	1:25:24.223	1:36.911	35.667	32.539	28.705
p5	1:27:09.961	1:45.738	35.466	31.471	

<b>(80) SCHREINER Ewald</b>					
1	1:27:42.415	1:39.583	38.677	32.306	28.600
2	1:29:19.076	1:36.661	36.085	32.245	28.331
3	1:30:55.818	1:36.742	36.128	32.232	28.382
4	1:32:31.627	<b>1:35.809</b>	35.616	31.944	<b>28.249</b>
5	1:34:13.174	1:41.547	35.602	36.658	29.287
6	1:35:50.112	1:36.938	36.185	<b>31.646</b>	29.107
7	1:37:27.534	1:37.422	35.501	33.035	28.886
8	1:39:06.377	1:38.843	<b>35.340</b>	31.927	31.576
p9	1:40:45.878	1:39.501	35.787	32.161	

<b>(88) HASPL Manuel</b>					
1	1:46:58.461	1:42.981	38.670	33.624	30.687
2	1:48:40.872	1:42.411	37.745	34.059	30.607
3	1:50:23.247	1:42.375	37.959	33.578	30.838
p4	1:52:14.337	1:51.090	38.440	35.260	
5	1:54:03.116	39:48.779	35.050	31.282	
6	1:55:42.451	1:39.335	36.700	32.539	30.096
7	1:57:22.828	1:40.377	37.328	32.831	30.218
8	1:59:01.942	<b>1:39.114</b>	36.723	32.507	<b>29.884</b>
9	1:59:41.078	1:39.136	<b>36.381</b>	<b>32.411</b>	30.344
p10	2:01:27.650	1:46.572	36.907	33.810	

<b>(94) FRIEDL Michael</b>					
1	9:51:42.612	1:55.253	42.834	39.153	33.266
2	9:53:40.732	1:58.120	42.872		
3	9:55:32.337	1:51.605	42.173	36.544	32.888
4	9:57:24.118	1:51.781	40.965		
5	9:59:13.235	1:49.117	41.187		
6	10:01:01.567	1:48.332	40.215	36.064	32.053
7	10:02:49.535	1:47.968	40.583		
p8	10:04:48.022	1:58.487	40.776	36.793	
9	10:06:32.944	1:34.922			14:25.840
10	10:08:18.210	1:45.266	39.097		
11	10:10:04.921	1:46.711	40.325		
12	10:11:50.493	1:45.572	39.606		
13	10:13:37.080	1:46.587	39.579		31.607
p14	10:15:24.712	1:57.632	40.659	36.805	
15	10:17:11.950	1:13:20.238	34.835	30.838	
16	10:19:00.562	1:42.612	38.494	33.908	30.210
17	10:20:48.306	1:42.744	38.266	34.148	30.330
18	10:22:36.780	1:46.474	39.446	35.525	31.503
19	10:24:25.640	1:42.860	40.501	32.719	29.640
20	10:26:14.309	<b>1:39.669</b>	<b>37.159</b>	32.973	<b>29.537</b>
21	10:28:03.921	1:41.612	39.284	<b>32.577</b>	29.751
22	10:29:53.904	1:41.983	37.743	34.071	30.169
23	10:31:43.524	1:46.620	39.776		
24	10:33:33.071	1:41.547	38.189	33.254	30.104
p25	10:35:22.135	1:52.064	38.186		

Lap	Time of Day	Lap Tm	S1 Tm	S2 Tm	S3 Tm
<b>(131) REICHER Patrick</b>					
1	12:14:05.163	1:41.248	37.931	33.345	29.972
2	12:15:44.877	<b>1:39.714</b>	37.531	32.428	29.755
3	12:17:25.345	1:40.468	37.335	33.406	29.727
4	12:19:07.192	1:41.847	<b>37.003</b>	32.358	32.486
5	12:20:47.167	1:39.975	37.989	32.408	29.578
6	12:22:27.806	1:47.639	41.334	33.802	32.503
7	12:24:07.777	1:39.971	38.122	<b>32.303</b>	<b>29.546</b>
p8	12:25:47.596	1:47.819	37.608	33.455	

<b>(659) GASTINGER René</b>					
1	9:32:40.815	1:52.124	42.110	36.382	33.632
2	9:34:33.394	1:52.579	41.473	37.495	33.611
3	9:36:30.754	1:57.360	42.189	37.461	37.710
4	9:38:31.860	2:01.106	44.806	38.560	37.740
5	9:40:30.772	1:58.912	45.262	38.389	35.261
6	9:42:23.449	1:52.677	42.212	36.972	33.493
7	9:44:23.514	2:00.065	48.616	37.654	33.795
8	9:46:19.281	1:55.767	46.308	36.194	33.265
9	9:48:08.913	1:49.632	41.178	35.590	32.864
p10	9:50:02.798	2:13.885	44.534	41.572	
11	10:12:46.818	22:24.020			23:11.799
12	10:14:34.934	1:48.116	40.207	35.682	32.227
13	10:16:24.523	1:49.589	42.101	35.604	31.884
14	10:18:12.506	1:47.983	40.124		
15	10:20:02.901	1:50.395	40.587		
16	10:21:50.984	1:48.083	40.478		
17	10:23:37.886	1:46.902	40.008		
18	10:25:25.808	1:47.922	40.028	35.977	31.917
19	10:27:13.943	1:48.135	40.226	35.906	32.003
p20	10:29:02.966	2:26.023	44.095	44.657	
21	10:30:53.106	1:59:13.140		37.085	32.713
22	10:32:43.346	1:45.240	39.545	34.575	31.120
23	10:34:34.494	1:46.148	39.307	35.281	31.560
24	10:36:25.557	1:43.063	38.415	33.978	30.670
25	10:38:16.385	1:41.828	37.983	33.395	30.450
26	10:40:07.870	1:42.485	38.360	33.592	30.533
27	10:42:00.648	1:42.778	38.964	33.466	30.348
28	10:43:53.307	1:42.659	37.709	34.548	30.402
29	10:45:46.851	1:41.544	37.667	33.285	30.592
30	10:47:40.780	1:41.929	37.642	34.009	30.278
31	10:49:34.304	1:46.524	39.283	35.674	31.567
32	10:51:28.745	1:41.441	38.266	32.764	30.411
33	10:53:22.007	<b>1:40.262</b>	<b>37.525</b>	<b>32.759</b>	<b>29.978</b>
p34	10:55:16.162	2:01.155	39.849	36.089	

<b>(69) JUNG Manfred</b>					
1	9:11:51.307	2:04.032	47.190	40.776	36.066
2	9:13:52.096	2:00.789	45.499	40.066	35.224
3	9:15:49.072	1:56.976	43.926	38.761	34.289
4	9:17:42.742	1:53.670	42.710	37.811	33.149
5	9:19:36.758	1:54.016	42.733	37.749	33.534
6	9:21:30.028	1:53.270	41.941	37.506	33.823
p7	9:23:28.630	1:58.602	41.745	37.272	
8	9:25:21.744	9:13.114		36.271	33.015
9	9:27:14.413	1:51.669	41.278	37.068	33.323
10	9:29:06.565	1:49.152	39.622	36.424	33.106
11	9:31:00.935	1:46.370	40.404	34.575	31.391
12	9:32:56.911	1:47.976	40.005	35.299	32.672
13	9:34:54.641	1:47.730	40.891	35.142	31.697
14	9:36:51.599	1:46.958	40.331	34.904	31.723
p15	9:38:46.588	1:54.989	39.933	36.412	
16	10:00:42.849	26:55.261		39.053	34.682
17	10:02:37.898	1:56.049	44.145	38.419	33.485
18	10:04:33.998	1:53.100	41.862	37.877	33.361
19	10:06:29.898	1:51.900	41.781	37.241	32.878
20	10:08:26.293	1:53.395	41.274	38.525	33.596
21	10:10:22.497	1:50.204	41.430	36.671	32.103

SZ Racing


09.10.2024.

Grobnik 4,168 km

Qualifying

9.10.2024. 09:00

Qualifying started at 9:00:00



Lap	Time of Day	Lap Tm	S1 Tm	S2 Tm	S3 Tm
22	10:23:36.740	1:50.243	40.834	37.153	32.256
23	10:25:25.417	1:48.677	40.722	36.280	31.675
24	10:27:13.473	1:48.056	40.253	36.051	31.752
25	10:29:00.416	1:46.943	39.913	35.532	31.498
26	10:30:48.222	1:47.806	40.226	35.902	31.678
27	10:32:35.704	1:47.482	39.870	35.614	31.998
28	10:34:22.778	1:47.074	39.544	35.521	32.009
p29	10:36:15.635	1:52.857	39.800	35.759	
30	10:44:25.912	8:10.277		35.747	31.888
31	10:46:12.708	1:46.796	39.990	34.519	32.287
32	10:47:59.129	1:46.421	39.942	35.132	31.347
33	10:49:43.781	1:44.652	39.296	33.868	31.488
34	10:51:33.221	1:49.440	39.171	34.096	36.173
35	10:53:21.504	1:48.283	42.504	35.192	30.587
36	10:55:04.099	1:42.595	38.755	33.684	30.156
37	10:56:47.488	1:43.389	38.613	34.152	30.624
p38	10:58:39.365	1:51.877	39.506	34.510	
39	12:09:40.394	1:11:01.029		35.749	30.834
40	12:11:25.550	1:45.156	39.495	35.849	29.812
41	12:13:06.384	1:40.834	38.917	<b>32.574</b>	<b>29.343</b>
42	12:14:47.110	1:40.726	<b>37.517</b>	32.610	30.599
43	12:16:33.248	1:46.138	38.056	37.359	30.723
44	12:18:13.603	<b>1:40.355</b>	38.028	32.864	29.463
p45	12:20:00.672	1:47.069	39.999	33.101	
46	12:28:26.474	8:25.802		36.034	32.541
47	12:30:13.209	1:46.735	39.867	35.503	31.365
48	12:31:57.899	1:44.690	38.908	34.560	31.222
49	12:33:41.570	1:43.671	38.571	34.361	30.739
50	12:35:27.318	1:45.748	38.596	36.498	30.654
p51	12:37:21.033	1:53.715	38.703	34.457	
<b>(860) RATH Andreas</b>					
1	9:04:16.736	1:45.978	39.581	34.596	31.801
2	9:06:01.342	1:44.606	39.038	34.375	31.193
3	9:07:44.761	1:43.419	38.372	33.860	31.187
4	9:09:31.266	1:46.505	41.202	34.139	31.164
5	9:11:15.034	1:43.768	38.296	34.166	31.306
p6	9:13:05.414	1:50.380	38.182	35.582	
7	9:32:44.561	19:39.147		35.147	31.542
8	9:34:33.622	1:49.061	38.728	37.065	33.268
9	9:36:21.006	1:47.384	38.813	36.920	31.651
10	9:38:03.589	1:42.583	38.281	33.594	30.708
11	9:39:48.898	1:45.309	39.978	34.462	30.869
p12	9:41:35.887	1:46.989	38.920	34.325	
13	9:43:53.706	2:17.819		33.974	30.886
14	9:45:36.224	1:42.518	37.718	33.851	30.949
p15	9:47:27.721	1:51.497	38.433	33.800	
16	10:28:12.117	40:44.396		37.623	34.508
17	10:29:56.637	1:44.520	38.884	34.258	31.378
18	10:31:39.681	1:43.044	38.005	33.904	31.135
19	10:33:24.129	1:44.448	39.001	33.798	31.649
20	10:35:09.908	1:45.779	39.422	33.777	32.580
21	10:36:52.951	1:43.043	38.033	33.665	31.345
22	10:38:35.789	1:42.838	38.147	33.754	30.937
p23	10:40:28.127	1:52.338	38.901	37.170	
24	12:00:40.189	1:20:12.062		36.579	33.841
25	12:02:23.279	1:43.090	38.562	33.385	31.143
26	12:04:04.512	1:41.233	37.601	32.932	30.700
27	12:05:45.494	1:40.982	37.383	33.085	30.514
28	12:07:27.456	1:41.962	38.467	33.047	30.448
29	12:09:07.891	<b>1:40.435</b>	<b>37.245</b>	<b>32.927</b>	<b>30.263</b>
p30	12:10:57.581	1:49.690	38.366	35.002	
<b>(87) RABL Christian</b>					
1	12:14:14.731	1:50.629	42.902	35.797	31.930
2	12:15:59.823	1:45.092	40.112	33.882	31.098
3	12:17:51.836	1:52.013	42.763	35.286	33.964
4	12:19:36.157	1:44.321	39.139	33.180	32.002

Lap	Time of Day	Lap Tm	S1 Tm	S2 Tm	S3 Tm
5	12:21:18.412	1:42.255	39.208	32.689	<b>30.358</b>
p6	12:23:16.853	1:58.441	44.032		
7	12:46:08.755	22:51.902		34.241	31.118
8	12:47:54.623	1:45.868	39.357	35.377	31.134
9	12:49:37.880	1:43.257	39.776	32.749	30.732
10	12:51:18.630	<b>1:40.750</b>	<b>37.979</b>	<b>31.785</b>	30.986
11	12:53:02.618	1:43.988	39.147	33.287	31.554
p12	12:54:55.371	1:52.753	38.169	34.655	
<b>(157) BODNER Christian</b>					
1	9:09:37.201	1:54.242	43.910	38.096	32.236
2	9:11:29.526	1:52.325	42.199	37.781	32.345
3	9:13:21.316	1:51.790	42.048	37.525	32.217
4	9:15:12.100	1:50.784	41.861	36.947	31.976
p5	9:17:08.953	1:56.853	41.824	37.169	
6	9:45:46.019	28:37.066		36.359	31.844
7	9:47:34.696	1:48.677	41.362	36.312	31.003
8	9:49:22.181	1:47.485	40.290	36.490	30.705
9	9:51:09.283	1:47.102	40.064	36.156	30.882
p10	9:53:06.612	1:57.329	41.349	38.036	
11	10:13:54.137	20:47.525		36.763	31.534
12	10:15:44.381	1:50.244	41.283	37.074	31.887
13	10:17:32.502	1:48.121	41.161	36.182	30.778
14	10:19:21.371	1:48.869	40.585	36.770	31.514
15	10:21:10.362	1:48.991	41.215	36.753	31.023
p16	10:23:14.387	2:04.025	43.527	39.630	
17	10:48:31.115	25:16.728		38.186	31.807
18	10:50:21.821	1:50.706	41.407	37.134	32.165
19	10:52:12.548	1:50.727	41.813	37.055	31.859
20	10:54:00.336	1:47.788	40.462	36.245	31.081
21	10:55:52.465	1:52.129	40.508	37.050	34.571
22	10:57:42.021	1:49.556	41.070	37.350	31.136
p23	10:59:44.511	2:02.490	42.272	38.686	
24	12:29:00.629	1:29:16.118		36.312	32.377
25	12:30:43.413	1:42.784	38.867	34.626	29.291
26	12:32:26.813	1:43.400	38.366	34.756	30.278
27	12:34:08.009	1:41.196	38.051	34.043	<b>29.102</b>
28	12:35:49.082	<b>1:41.073</b>	38.002	<b>33.678</b>	29.393
29	12:37:30.558	1:41.476	<b>37.948</b>	33.836	29.692
30	12:39:12.595	1:42.037	38.831	33.955	29.251
p31	12:40:59.770	1:47.175	38.931	34.773	
<b>(93) MARTISCHNIG Florian</b>					
1	12:23:17.392	1:43.565	38.521	34.085	30.959
2	12:25:02.028	1:44.636	38.986	34.067	31.583
p3	12:26:52.921	1:50.893	38.151	37.607	
4	12:29:33.328	2:40.407		33.869	30.963
5	12:31:14.619	<b>1:41.291</b>	<b>37.726</b>	<b>33.414</b>	<b>30.151</b>
p6	12:33:05.230	1:50.611	38.825	35.320	
<b>(78) WALDER Robert</b>					
1	11:23:52.299	2:05.882	46.562	40.592	38.728
2	11:25:51.781	1:59.482	44.860	39.343	35.279
3	11:27:48.234	1:56.453	43.680	38.180	34.593
4	11:29:44.870	1:56.636	43.818	38.285	34.533
5	11:31:40.259	1:55.389	43.582	37.820	33.987
6	11:33:34.927	1:54.668	42.922	37.725	34.021
7	11:35:28.930	1:54.003	42.428	37.579	33.996
8	11:37:22.257	1:53.327	42.539	37.315	33.473
9	11:39:13.695	1:51.438	41.982	36.649	32.807
10	11:41:05.131	1:51.436	40.651	35.990	34.795
11	11:42:54.235	1:49.104	40.545	36.305	32.254
12	11:44:41.023	1:46.788	39.909	35.156	31.723
p13	11:46:35.227	1:54.204	40.551	35.828	
14	12:29:01.135	42:25.908		36.153	32.253
15	12:30:48.603	1:47.468	38.745	34.651	34.072
16	12:32:34.009	1:45.406	40.653	34.475	30.278
17	12:34:20.069	1:46.060	39.768	35.854	30.438

SZ Racing


09.10.2024.

Grobnik 4,168 km

Qualifying

9.10.2024. 09:00

Qualifying started at 9:00:00



Lap	Time of Day	Lap Tm	S1 Tm	S2 Tm	S3 Tm
18	12:36:01.862	1:41.793	38.287	33.408	<b>30.098</b>
19	12:37:45.052	1:43.190	38.544	34.071	30.575
20	12:39:26.400	<b>1:41.348</b>	<b>38.109</b>	<b>33.007</b>	30.232
21	12:41:09.851	1:43.451	39.042	33.609	30.800
22	12:42:53.798	1:43.947	38.557	34.299	31.091
23	12:44:36.060	1:42.262	38.424	33.490	30.348
p24	12:46:32.947	1:56.887	41.629	36.201	

Lap	Time of Day	Lap Tm	S1 Tm	S2 Tm	S3 Tm
34	12:18:53.024	1:48.097	40.061	37.275	30.761
35	12:20:37.867	1:44.843	39.677	<b>34.298</b>	30.868
36	12:22:27.598	1:49.731	43.173	35.642	30.916
37	12:24:11.873	<b>1:44.275</b>	39.596	34.298	<b>30.381</b>
38	12:25:56.623	1:44.750	<b>39.140</b>	34.330	31.280
39	12:27:42.470	1:45.847	40.179	34.809	30.859
p40	12:29:32.400	1:49.930	40.447	35.900	

(62) KOLLMANN Franz

1	12:02:28.980	1:48.219	40.028	35.938	32.253
2	12:04:16.206	1:47.226	39.984	35.249	31.993
3	12:06:02.690	1:46.484	39.646	34.870	31.968
4	12:07:49.491	1:46.801	40.141	35.238	31.422
5	12:09:41.419	1:51.928	44.001	35.679	32.248
6	12:11:28.660	1:47.241	40.387	35.475	31.379
p7	12:13:21.313	1:52.653	41.673	34.826	
8	12:42:33.218	29:11.905	34.457	30.407	
9	12:44:19.210	1:45.992	38.463	36.449	31.080
10	12:46:07.021	1:47.811	40.566	35.813	31.432
11	12:47:54.559	1:47.538	40.800	35.553	31.185
12	12:49:41.679	1:47.120	40.415	35.522	31.183
13	12:51:27.623	1:45.944	39.942	35.142	30.860
14	12:53:10.194	<b>1:42.571</b>	39.033	<b>33.363</b>	<b>30.175</b>
p15	12:55:01.143	1:50.949	<b>38.032</b>	33.426	

(40) JOAST Markus

1	9:11:51.482	1:58.860	44.470	38.342	36.048
2	9:13:48.031	1:56.549	44.222	37.677	34.650
3	9:15:40.346	1:52.315	42.504	36.597	33.214
4	9:17:33.491	1:53.145	42.711	36.613	33.821
5	9:19:22.855	1:49.364	41.514	35.219	32.631
p6	9:21:18.771	1:55.916	40.148	35.969	
7	9:57:06.460	35:47.689	40.566	35.183	31.933
8	9:58:54.142	1:47.682	39.881	36.428	32.184
9	10:00:42.635	1:48.493	40.077	35.933	32.023
10	10:02:30.668	1:48.033	39.792	35.079	31.899
11	10:04:17.438	1:46.770	39.114	34.740	31.521
12	10:06:02.813	1:45.375	39.479	<b>34.318</b>	31.577
13	10:07:48.187	1:45.374	39.093	34.389	<b>31.177</b>
14	10:09:32.846	<b>1:44.659</b>	38.867	34.842	
p15	10:11:21.173	1:48.327			

(77) RIEDL Wolfgang

1	12:07:57.026	<b>1:43.830</b>	39.123	33.871	30.836
2	12:09:42.617	1:45.591	<b>38.924</b>	35.006	31.661
3	12:11:31.841	1:49.224	41.692	34.310	33.222
4	12:13:23.845	1:52.004	42.989	36.905	32.110
5	12:15:14.078	1:50.233	41.755	36.061	32.417
6	12:16:58.194	1:44.116	39.576	<b>33.852</b>	<b>30.688</b>
p7	12:18:54.012	1:55.818	42.295	34.564	

(85) MÖDERNDORFER Dominique

1	9:11:32.044	1:49.537	41.362	35.763	32.412
2	9:13:21.510	1:49.466	40.451	36.945	32.070
3	9:15:11.157	1:49.647	41.989	35.930	31.728
4	9:16:59.465	1:48.308	40.387	35.390	32.531
5	9:18:45.415	1:45.950	39.688	34.845	31.417
6	9:20:34.841	1:49.426	40.933	36.293	32.200
p7	9:22:28.847	1:54.006	40.743	35.556	
8	9:56:45.029	34:16.182	40.417	36.627	31.665
9	9:58:33.738	1:48.709	40.247	35.645	31.646
10	10:00:21.276	1:47.538	39.192	34.420	31.206
11	10:02:06.094	<b>1:44.818</b>	39.569	<b>34.368</b>	<b>30.981</b>
p13	10:03:51.012	1:44.918	40.652	36.703	
14	10:05:48.588	1:57.576	41.517	36.815	32.277
15	10:51:59.706	46:11.118	41.340	38.219	32.661
16	10:53:50.315	1:50.609	41.702	37.319	32.817
17	10:55:42.535	1:52.220	41.571	36.818	32.104
18	10:57:34.373	1:51.838	42.575	36.163	31.816
19	10:59:25.046	1:50.673	42.767	35.464	
p20	11:01:15.600	1:50.554			
	11:03:12.718	1:57.118			

(333) MARCHER Paul

1	9:42:20.224	2:07.108	47.548	40.803	38.757
2	9:44:30.874	2:10.650	54.470	41.088	35.092
3	9:46:32.989	2:02.115	46.358	39.621	36.136
4	9:48:36.957	2:03.968	46.678	40.295	36.995
5	9:50:35.714	1:58.757	45.469	39.042	34.246
6	9:52:33.271	1:57.557	44.690	38.456	34.411
p7	9:54:40.339	2:07.068	44.563	39.431	
8	9:58:14.149	3:33.810	40.219	37.490	
9	10:00:29.578	2:15.429	49.539	46.519	39.371
10	10:02:41.609	2:12.031	49.948	42.948	39.135
11	10:04:37.508	1:55.899	43.844	38.441	33.614
12	10:06:33.198	1:55.690	43.762	38.445	33.483
13	10:08:28.216	1:55.018	43.464	37.681	33.873
p14	10:10:27.426	1:59.210	42.772	37.849	
15	10:14:53.752	4:26.326	38.717	33.305	
16	10:16:47.815	1:54.063	43.340	37.520	33.203
17	10:18:42.599	1:54.784	43.646	37.854	33.284
18	10:20:36.808	1:54.209	43.719	37.597	32.893
p19	10:22:37.218	2:00.410	44.197	37.453	
20	10:39:41.756	17:04.538	39.384	33.962	
21	10:41:37.255	1:55.499	43.164	37.677	34.658
22	10:43:31.521	1:54.266	43.423	37.905	32.938
23	10:45:25.314	1:53.793	43.470	37.571	32.752
24	10:47:21.373	1:56.059	42.994	40.482	32.583
25	10:49:13.619	1:52.246	42.900	36.875	32.471
26	10:51:05.419	1:51.800	42.628	36.567	32.605
27	10:52:55.639	1:50.220	41.430	36.605	32.185
28	10:54:46.422	1:50.783	42.441	36.702	31.640
29	10:56:37.415	1:50.993	42.287	36.640	32.066
p30	10:58:38.416	2:01.001	43.200	37.811	
31	12:13:30.409	1:14:51.993	39.330	32.719	
32	12:15:17.522	1:47.113	41.132	34.950	31.031
33	12:17:04.927	1:47.405	40.314	35.599	31.492

(121) TRÖBINGER Sascha

1	12:43:16.128	1:53.133	42.295	37.631	33.207
2	12:45:07.862	1:51.734	42.312	36.439	32.983
3	12:46:59.117	1:51.255	41.033	36.018	34.204
4	12:48:48.801	1:49.684	41.119	36.136	32.429
5	12:50:37.227	1:48.426	41.492	34.846	32.088
6	12:52:24.517	1:47.290	40.366	35.059	31.865
7	12:54:10.620	1:46.103	40.000	34.668	<b>31.435</b>
8	12:55:57.302	1:46.682	40.127	34.998	31.557
9	12:57:42.662	<b>1:45.360</b>	<b>39.304</b>	<b>34.488</b>	31.568
p10	12:59:42.815	2:00.153	39.772	37.027	

(606) HÖGLINGER Florian

1	11:13:41.336	1:54.451	42.989	37.399	34.063
2	11:15:32.567	1:51.231	41.482	35.986	33.763
3	11:17:21.999	1:49.432	40.686	35.885	32.861
4	11:19:10.342	1:48.343	40.135	35.287	32.921
5	11:20:59.105	1:48.763	40.686	34.942	33.135
p6	11:22:50.969	1:51.864	39.677	34.873	
7	11:59:51.433	37:00.464	36.336	33.302	
8	12:01:40.059	1:48.626	40.752	34.873	33.001

SZ Racing

09.10.2024.

Grobnik 4,168 km

Qualifying

9.10.2024. 09:00

Qualifying started at 9:00:00

Lap	Time of Day	Lap Tm	S1 Tm	S2 Tm	S3 Tm	Lap	Time of Day	Lap Tm	S1 Tm	S2 Tm	S3 Tm
9	12:03:26.991	1:46.932	39.650	34.387	32.895	12	11:59:34.888	1:56.287	44.218	38.386	33.683
10	12:05:12.934	1:45.943	39.134	<b>34.067</b>	32.742	13	12:01:28.140	1:53.252	42.921	37.328	33.003
11	12:06:58.437	<b>1:45.503</b>	<b>38.882</b>	34.175	<b>32.446</b>	14	12:03:17.290	1:49.150	41.190	36.166	31.794
p12	12:08:48.950	1:50.513	39.250	34.392		15	12:05:04.844	1:47.554	40.518	35.706	31.330
<b>(599) MARTISCHNIG Fabian</b>						16	12:06:51.936	1:47.092	40.257	35.372	31.463
1	9:06:40.490	1:58.463	44.298	38.197	35.968	17	12:08:39.444	1:47.508	40.656	35.649	31.203
2	9:08:36.875	1:56.385	44.109	38.705	33.571	18	12:10:25.580	1:46.136	<b>39.874</b>	35.245	31.017
3	9:10:30.724	1:53.849	42.844	37.813	33.192	p19	12:12:31.954	2:06.374	42.062	37.860	
4	9:12:24.727	1:54.003	42.784	37.493	33.726	20	12:14:30.177	29:58.223	36.751	32.333	
5	9:14:17.613	1:52.886	42.668	37.142	33.076	21	12:16:18.897	1:48.720	40.383	36.432	31.905
p6	9:16:19.746	2:02.133	43.853	38.565		22	12:18:06.675	1:47.778	40.470	35.743	31.565
7	9:32:03.951	1:54.205	41.468	36.412	32.990	23	12:19:54.461	1:47.786	40.758	35.716	31.312
8	9:33:54.821	1:50.870	41.610	37.269	33.351	24	12:21:41.386	1:46.925	40.110	35.607	31.208
9	9:35:47.051	1:52.230	42.273	37.347		25	12:23:27.473	<b>1:46.087</b>	39.883	<b>35.194</b>	<b>31.010</b>
p10	9:37:43.554	1:56.503	36.170	31.719		p26	12:25:35.750	2:08.277	44.218	38.451	
11	9:40:50.192	3:06.638	35.467	31.721		<b>(205) SCHOPPER Andreas</b>					
12	9:42:37.859	1:47.667	40.479	35.467	31.721	1	11:08:11.395	1:54.266	42.596	38.683	32.987
13	9:44:27.748	1:49.889	39.712	38.492	31.685	2	11:10:02.302	1:50.907	42.521	35.870	32.516
14	9:46:17.974	1:50.226	42.684	35.793	31.749	p3	11:11:57.710	1:55.408	41.612	36.889	
p15	9:48:11.111	1:53.137	40.072	35.392		4	11:13:34.151	2:02:34.151	40.043	56.844	
16	9:55:45.376	7:34.265	38.520	33.072		5	12:16:52.893	2:21.032	46.682	42.078	52.272
17	9:57:35.249	1:49.873	41.257	36.490	32.126	6	12:18:58.432	2:05.539	48.919	39.846	36.774
18	9:59:26.896	1:51.647	40.878	38.023	32.746	7	12:20:46.190	1:47.758	40.492	35.391	31.875
19	10:01:17.040	1:50.144	40.584	36.069	33.491	8	12:22:34.933	1:48.743	40.866	35.005	32.872
20	10:03:06.648	1:49.608	41.783	36.306	31.519	9	12:24:22.942	1:48.009	40.256	35.212	32.541
21	10:04:54.161	1:47.513	39.774	36.271	31.468	10	12:26:09.243	1:46.301	39.895	<b>34.405</b>	32.001
22	10:06:41.543	1:47.382	40.216	35.810	31.356	11	12:27:58.261	1:49.018	40.062	36.959	31.997
p23	10:08:42.247	2:00.704	42.339	37.707		12	12:29:44.941	1:46.680	39.992	34.651	32.037
24	10:13:20.158	4:37.911	37.617	32.365		13	12:31:31.681	1:46.740	40.167	34.972	<b>31.601</b>
25	10:15:05.770	<b>1:45.612</b>	<b>39.282</b>	<b>35.077</b>	31.253	14	12:33:21.786	1:50.105	39.403	38.665	32.037
26	10:16:52.598	1:46.828	39.983	35.673	31.172	15	12:35:08.720	1:46.934	<b>39.136</b>	35.499	32.299
p27	10:18:45.457	1:52.859	39.622	37.550		16	12:36:54.961	<b>1:46.241</b>	39.456	34.816	31.969
28	10:35:49.751	17:04.294	39.307	33.818		p17	12:38:41.765	1:46.804	39.551	34.644	
29	10:37:37.736	1:47.985	41.090	35.594	31.301	<b>(55) KICKENWEIZ Franz</b>					
30	10:39:25.875	1:48.139	40.272	36.362	31.505	1	12:14:15.413	1:50.913	42.127	37.158	<b>31.628</b>
31	10:41:13.941	1:48.066	39.951	35.176	32.939	2	12:16:02.628	<b>1:47.215</b>	<b>40.779</b>	<b>34.738</b>	31.698
32	10:43:00.075	1:46.134	39.957	35.282	<b>30.895</b>	3	12:17:55.254	1:52.626	40.813	37.542	34.271
33	10:44:47.733	1:47.658	39.574	36.737	31.347	p4	12:19:53.199	1:57.945	40.805	36.968	
34	10:46:37.985	1:50.252	42.241	36.358	31.653	<b>(70) BEGICEVIC Thomas</b>					
p35	10:48:31.914	1:53.929	40.862	36.753		1	9:05:28.356	2:00.452	44.881	40.198	35.373
36	10:55:30.652	6:58.738	37.240	32.238		2	9:07:26.460	1:58.104	44.377	38.925	34.802
37	10:57:21.019	1:50.367	40.335	37.282	32.750	3	9:09:22.767	1:56.307	43.722	37.857	34.728
38	10:59:07.532	1:46.513	39.628	35.309	31.576	4	9:11:18.116	1:55.349	43.287	37.494	34.568
p39	11:01:00.313	1:52.781	40.004	35.938		5	9:13:13.520	1:55.404	43.520	37.516	34.368
<b>(302) EISLMEIR Simon</b>						6	9:15:07.581	1:54.061	43.110	37.369	33.582
1	12:43:17.785	1:51.928	42.590	36.390	32.948	7	9:17:00.735	1:53.154	42.209	37.032	33.913
2	12:45:09.631	1:51.846	41.934	36.510	33.402	p8	9:19:09.721	2:08.986	43.774	39.235	
3	12:46:59.266	1:49.635	39.795	35.754	34.086	9	9:56:48.659	37:38.938	38.311	34.249	
4	12:48:48.070	1:48.804	41.174	36.088	<b>31.542</b>	10	9:58:44.770	1:56.111	43.224	38.140	34.747
5	12:50:37.046	1:48.976	41.559	34.964	32.453	11	10:00:38.906	1:54.136	42.087	39.105	32.944
6	12:52:24.129	1:47.083	40.079	34.939	32.065	12	10:02:32.867	1:53.961	42.098	38.804	33.059
7	12:54:10.155	<b>1:46.026</b>	<b>39.565</b>	<b>34.668</b>	31.793	13	10:04:22.734	1:49.867	40.901	36.434	32.532
p8	12:56:02.904	1:52.749	40.052	35.305		14	10:06:14.503	1:51.769	41.390	36.805	33.574
<b>(177) SCHNALZER Dieter</b>						p15	10:08:40.922	2:26.419	46.425	43.641	
1	9:38:31.412	2:19.724	54.805	45.125	39.794	16	10:43:28.373	34:47.451	42.114	37.997	34.173
2	9:40:47.704	2:16.292	51.339	44.783	40.170	17	10:45:20.849	1:52.476	42.114	36.997	33.365
3	9:43:04.302	2:16.598	51.801	44.771	40.026	18	10:47:14.869	1:54.020	41.472	37.820	34.728
p4	9:45:27.196	2:22.894	50.767	44.617		19	10:49:04.910	1:50.041	41.193	36.125	32.723
5	10:20:13.781	34:46.585	46.261	39.487		20	10:50:56.010	1:51.100	40.957	37.610	32.533
6	10:22:27.330	2:13.549	50.648	43.977	38.924	21	10:52:45.762	1:49.752	41.281	35.983	32.488
7	10:24:37.856	2:10.526	48.785	43.006	38.735	22	10:54:34.154	<b>1:48.392</b>	<b>40.263</b>	35.737	32.392
8	10:26:48.931	2:11.075	49.450	43.499	38.126	23	10:56:22.984	1:48.830	40.816	<b>35.701</b>	<b>32.313</b>
9	10:28:58.358	2:09.427	48.541	42.741	38.145	p24	10:58:35.899	2:12.915	42.454	42.968	
p10	10:31:20.448	2:22.090	50.739	43.656		<b>(97) LERCHER Stefan</b>					
11	11:57:38.601	2:26:18.153	41.248	36.350							

SZ Racing


09.10.2024.

Grobnik 4,168 km

Qualifying

9.10.2024. 09:00

Qualifying started at 9:00:00



Lap	Time of Day	Lap Tm	S1 Tm	S2 Tm	S3 Tm	Lap	Time of Day	Lap Tm	S1 Tm	S2 Tm	S3 Tm
1	9:27:23.200	1:57.347	44.618	38.364	34.365	15	10:05:06.655	1:54.176	42.397	37.728	34.051
2	9:29:19.644	1:56.444	44.089	38.272	34.083	p16	10:07:06.053	1:59.398	42.097	37.602	
3	9:31:14.454	1:54.810	43.468	37.558	33.784	17	10:29:25.034	22:18.981		38.636	34.566
4	9:33:08.062	1:53.608	42.700	37.010	33.898	18	10:31:19.241	1:54.207	42.771	37.682	33.754
5	9:35:01.967	1:53.905	43.121	37.139	33.645	19	10:33:12.440	1:53.199	41.879	37.570	33.750
p6	9:37:00.597	1:58.630	43.130	37.429		20	10:35:06.550	1:53.610	42.793	37.097	33.720
7	9:42:20.183	5:19.586		42.116	41.073	21	10:36:58.008	1:51.958	41.972	36.779	33.207
8	9:44:27.250	2:07.067	48.435	40.741	37.891	22	10:38:49.453	1:51.445	41.545	36.731	33.169
9	9:46:32.178	2:04.928	46.103	40.413	38.412	23	10:40:41.362	1:51.909	42.014	36.858	33.037
10	9:48:37.371	2:05.193	46.227	40.862	38.104	24	10:42:31.339	1:49.977	40.573	37.042	32.362
11	9:50:44.025	2:06.654	47.747	40.428	38.479	25	10:44:20.096	1:48.757	40.190	35.879	32.688
12	9:52:50.121	2:06.096	46.484	40.908	38.704	26	10:46:10.503	1:50.407	40.590	37.129	32.688
13	9:54:54.490	2:04.369	46.235	40.507	37.627	27	10:47:59.196	<b>1:48.693</b>	40.238	36.001	32.454
p14	9:57:04.602	2:10.112	46.214	40.384		28	10:49:48.238	1:49.042	40.491	36.296	<b>32.255</b>
15	10:15:49.789	18:45.187		37.354	33.957	p29	10:51:42.838	1:54.600	<b>40.139</b>	<b>35.865</b>	
16	10:17:42.036	1:52.247	41.832	36.708	33.707	<b>(903) SCHÖGLER Manuel</b>					
17	10:19:33.580	1:51.544	42.170	36.107	33.267	1	9:38:01.970	2:10.218	49.395	42.902	37.921
18	10:21:23.833	1:50.253	41.534	35.988	32.731	p2	9:40:20.307	2:18.337	47.672	44.440	
19	10:23:12.675	1:48.842	41.070	35.496	<b>32.276</b>	3	9:45:30.879	5:10.572		42.309	37.784
20	10:25:01.101	<b>1:48.426</b>	<b>40.393</b>	<b>35.439</b>	32.594	p4	9:47:40.607	2:09.728	47.582	40.376	
p21	10:26:58.776	1:57.675	41.786	36.957		5	10:20:03.612	32:23.005		42.757	37.066
22	10:33:10.827	6:12.051		40.111	37.028	6	10:22:04.097	2:00.485	46.183	39.682	34.620
23	10:35:10.817	1:59.990	45.046	38.387	36.557	7	10:24:03.876	1:59.779	44.934	39.797	35.048
24	10:37:11.143	2:00.326	44.215	39.110	37.001	p8	10:26:22.085	2:18.209	47.057	43.397	
25	10:39:11.587	2:00.444	44.958	39.485	36.001	9	10:31:22.487	5:00.402		39.436	35.200
26	10:41:15.089	2:03.502	44.748	39.424	39.330	10	10:33:17.489	1:55.002	42.761	38.882	33.359
27	10:43:15.374	2:00.285	45.287	38.403	36.595	p11	10:35:24.250	2:06.761	48.480	38.594	
p28	10:45:25.955	2:10.581	45.863	40.990		12	12:49:08.846	1:13:44.596		39.976	33.874
<b>(72) GEIGER Andreas</b>						13	12:50:58.318	<b>1:49.472</b>	<b>41.643</b>	<b>36.032</b>	<b>31.797</b>
1	11:26:03.089	2:10.427	47.373	42.669	40.385	14	12:52:49.997	1:51.679	43.396	36.283	32.000
2	11:28:09.782	2:06.693	47.394	41.077	38.222	p15	12:54:49.254	1:59.257	42.100	37.108	
3	11:30:14.492	2:04.710	45.832	41.118	37.760	<b>(89) KERSCHBAUMER Johann</b>					
p4	11:32:25.598	2:11.106	45.664	40.720		1	12:15:59.723	1:51.515	42.276	36.356	32.883
5	11:34:51.545	2:25.947		39.670	37.966	p2	12:18:08.562	2:08.839	43.435	37.012	
6	11:36:56.747	2:05.202	45.917	40.675	38.610	3	12:22:00.924	3:52.362		37.473	34.485
7	11:39:00.306	2:03.559	46.151	39.684	37.724	p4	12:24:04.824	2:03.900	42.001	36.623	
8	11:40:59.959	1:59.653	44.641	38.941	36.071	5	12:51:52.877	27:48.053		36.860	32.905
9	11:42:56.988	1:57.029	43.726	38.396	34.907	6	12:53:42.658	<b>1:49.781</b>	<b>41.287</b>	<b>35.992</b>	<b>32.502</b>
p10	11:44:56.590	1:59.602	41.883	37.122		p7	12:55:45.286	2:02.628	41.639	36.509	
11	12:14:39.844	29:43.254		38.802	35.490	<b>(65) GASTINGER Josef</b>					
12	12:16:35.911	1:56.067	43.150	38.566	34.351	1	9:08:47.279	2:06.790	47.456	42.663	36.671
13	12:18:36.461	2:00.550	43.791	38.509	38.250	2	9:10:53.081	2:05.802	47.018	41.847	36.937
14	12:20:37.262	2:00.801	45.740	38.740	36.321	3	9:12:57.460	2:04.379	46.793	42.120	35.466
15	12:22:32.247	1:54.985	44.207	36.544	34.234	4	9:14:58.879	2:01.419	45.269	40.465	35.685
16	12:24:23.405	1:51.158	40.826	35.806	34.526	5	9:16:59.860	2:00.981	45.652	39.963	35.366
17	12:26:11.968	<b>1:48.563</b>	<b>40.109</b>	<b>35.064</b>	33.390	6	9:18:58.981	1:59.121	44.051	39.521	35.549
18	12:28:01.140	1:49.172	40.229	35.594	<b>33.349</b>	7	9:20:58.084	1:59.103	44.798	39.442	34.863
p19	12:29:57.527	1:56.387	40.344	35.494		8	9:22:55.447	1:57.363	43.982	38.989	34.392
20	12:32:29.591	2:32.064		37.835	36.831	9	9:24:52.743	1:57.296	43.910	39.000	34.386
21	12:34:26.464	1:56.873	43.354	36.875	36.644	10	9:26:48.993	1:56.250	43.479	38.452	34.319
p22	12:36:27.631	2:01.167	42.743	37.088		11	9:28:47.023	1:58.030	44.948	38.656	34.426
<b>(642) CONRAD Manfred</b>						12	9:30:40.895	1:53.872	42.812	37.452	33.608
1	9:37:38.315	2:07.451	48.352	41.739	37.360	13	9:32:34.306	1:53.411	42.356	37.452	33.603
2	9:39:41.925	2:03.610	46.214	40.487	36.909	14	9:34:28.634	1:54.328	42.701	37.979	33.648
3	9:41:43.629	2:01.704	45.819	40.036	35.849	15	9:36:22.526	1:53.892	42.562	37.975	33.355
4	9:43:44.012	2:00.383	45.102	39.803	35.478	p16	9:38:24.629	2:02.103	42.545	38.181	
5	9:45:43.702	1:59.690	44.670	39.341	35.679	17	10:12:49.126	34:24.497		38.289	33.717
6	9:47:41.389	1:57.687	43.757	38.588	35.342	18	10:14:43.903	1:54.777	42.547	37.566	34.664
7	9:49:39.132	1:57.743	43.778	38.710	35.255	19	10:16:39.182	1:55.279	43.104	38.810	33.365
8	9:51:36.113	1:56.981	43.535	38.654	34.792	20	10:18:32.973	1:53.791	43.082	37.568	33.141
9	9:53:33.273	1:57.160	43.409	38.960	34.791	21	10:20:25.112	1:52.139	41.923	37.061	33.155
10	9:55:29.538	1:56.265	43.294	38.293	34.678	22	10:22:19.423	1:54.311	42.186	39.222	32.903
11	9:57:25.749	1:56.211	43.195	38.371	34.645	23	10:24:11.708	1:52.285	42.317	36.906	33.062
12	9:59:21.604	1:55.855	43.171	38.216	34.468	24	10:26:03.864	1:52.156	41.975	37.426	32.755
13	10:01:17.514	1:55.910	43.027	38.100	34.783	25	10:27:55.633	1:51.769	41.808	36.988	32.973
14	10:03:12.479	1:54.965	43.458	37.848	33.659						



SZ Racing


09.10.2024.

Grobnik 4,168 km

Qualifying

9.10.2024. 09:00

Qualifying started at 9:00:00



Lap	Time of Day	Lap Tm	S1 Tm	S2 Tm	S3 Tm	Lap	Time of Day	Lap Tm	S1 Tm	S2 Tm	S3 Tm
26	10:29:46.781	1:51.148	<b>41.597</b>	36.747	32.804	13	10:33:24.439	31:43.568		44.784	38.711
27	10:31:39.226	1:52.445	42.062	36.881	33.502	14	10:35:28.374	2:03.935	46.981	41.171	35.783
28	10:33:29.676	<b>1:50.450</b>	41.676	<b>36.147</b>	<b>32.627</b>	15	10:37:31.599	2:03.225	46.185	40.038	37.002
29	10:35:22.674	1:52.998	41.863	37.973	33.162	16	10:39:33.435	2:01.836	46.007	39.671	36.158
p30	10:37:29.151	2:06.477	42.043	39.638		17	10:41:36.255	2:02.820	45.930	40.671	36.219
31	12:55:04.810	1:17:35.659		37.387	33.755	18	10:43:54.771	2:08.516	46.499	45.738	36.279
32	12:56:59.347	1:54.537	42.974	37.903	33.660	19	10:45:45.234	2:00.463	44.300	40.326	35.837
p33	12:59:00.435	2:01.088	43.749	38.053		20	10:47:46.958	2:01.724	45.576	39.958	36.190
<b>(15) WIESER Josef</b>						21	10:49:48.075	2:01.117	44.227	39.887	37.003
1	11:12:59.629	2:22.248	52.699	46.617	42.932	22	10:51:49.263	2:01.188	45.226	40.352	35.610
2	11:15:20.214	2:20.585	51.600	45.722	43.263	23	10:53:50.275	2:01.012	44.711	39.666	36.635
3	11:17:34.685	2:14.471	50.110	44.276	40.085	24	10:55:54.583	2:04.308	45.469	40.038	38.801
4	11:19:48.682	2:13.997	48.726	44.753	40.518	25	10:57:56.706	2:02.123	45.070	39.902	37.151
5	11:22:01.545	2:12.863	48.086	44.535	40.242	26	10:59:57.257	2:00.551	44.771	39.967	35.813
p6	11:24:15.280	2:13.735	47.480	43.719		27	11:01:58.863	2:01.606	45.080	40.339	36.187
7	11:28:05.971	3:50.691		41.883	35.685	28	11:04:00.561	2:01.698	44.801	40.389	36.508
8	11:30:04.998	1:59.027	44.242	39.556	35.229	p29	11:06:08.290	2:07.729	45.364	40.819	
9	11:32:01.953	1:56.955	42.654	38.809	35.492	30	11:59:50.396	53:42.106		40.207	36.506
p10	11:34:04.631	2:02.678	43.846	39.137		31	12:01:50.071	1:59.675	44.333	39.865	35.477
11	12:25:03.334	50:58.703		39.188	35.492	32	12:03:47.608	1:57.537	44.182	38.251	35.104
12	12:26:57.885	1:54.551	42.196	38.060	34.295	33	12:05:44.743	1:57.135	43.579	38.534	35.022
13	12:28:53.716	1:55.831	42.824	38.327	34.680	34	12:07:42.580	1:57.837	44.069	38.568	35.200
14	12:30:48.438	1:54.722	42.365	38.151	34.206	35	12:09:38.986	1:56.406	43.514	38.495	34.397
15	12:32:42.479	1:54.041	41.691	38.192	34.158	36	12:11:37.824	1:58.838	45.882	37.991	34.965
16	12:34:34.832	1:52.353	<b>40.683</b>	37.107	34.563	37	12:13:37.696	1:59.872	44.514	38.203	37.155
17	12:36:27.219	1:52.387	42.272	36.465	<b>33.650</b>	38	12:15:36.481	1:58.785	44.271	39.014	35.500
18	12:38:18.767	<b>1:51.548</b>	41.180	<b>36.015</b>	34.353	39	12:17:39.243	2:02.762	43.319	42.539	36.904
p19	12:40:21.465	2:02.698	41.771	40.217		40	12:19:36.382	1:57.139	43.348	38.292	35.499
<b>(23) SCHMIDT Fabian</b>						41	12:21:34.144	1:57.762	43.764	39.052	34.946
1	10:31:39.026	1:02:24.618		47.803	43.031	42	12:23:39.214	2:05.070	43.905	44.813	36.352
p2	10:34:10.266	2:31.240	54.235	47.583		43	12:25:36.044	1:56.830	43.222	38.488	35.120
3	11:10:32.655	36:22.389		50.438	40.595	p44	12:27:35.147	1:59.103	43.534	38.937	
4	11:12:45.049	2:12.394	49.822	44.177	38.395	45	12:31:41.585	4:06.438		38.574	34.758
5	11:14:53.413	2:08.364	47.898	42.591	37.875	46	12:33:34.685	<b>1:53.100</b>	42.066	<b>37.096</b>	33.938
6	11:17:01.322	2:07.909	48.330	42.465	37.114	47	12:35:33.526	1:58.841	42.318	42.187	34.336
7	11:19:05.159	2:03.837	46.331	41.482	36.024	48	12:37:28.516	1:54.990	42.814	37.735	34.441
8	11:21:08.326	2:03.167	46.088	40.996	36.083	49	12:39:22.818	1:54.302	43.171	37.131	34.000
p9	11:23:17.132	2:08.806	46.318	40.839		50	12:41:18.007	1:55.189	43.344	37.244	34.601
10	11:28:00.434	4:43.302		41.043	37.005	51	12:43:11.649	1:53.642	<b>41.961</b>	37.418	34.263
11	11:30:00.793	2:00.359	45.460	39.293	35.606	52	12:45:04.829	1:53.180	42.389	37.132	<b>33.659</b>
p12	11:32:06.387	2:05.594	45.036	39.801		53	12:46:59.088	1:54.259	42.603	37.203	34.453
13	12:25:03.942	52:57.555		39.254	35.019	54	12:48:57.207	1:58.119	44.676	38.097	35.346
14	12:26:59.344	1:55.402	43.253	37.649	34.500	p55	12:50:58.171	2:00.964	43.839	37.954	
15	12:28:54.545	1:55.201	43.550	37.622	34.029	<b>(49) STRAUBBERGER Walter</b>					
16	12:30:48.756	1:54.211	42.680	37.123	34.408	1	10:37:37.433	2:05.456	47.459	41.360	36.637
17	12:32:42.686	1:53.930	42.182	37.639	34.109	2	10:39:38.713	2:01.280	45.337	40.265	35.678
18	12:34:35.009	<b>1:52.323</b>	<b>41.567</b>	37.026	<b>33.730</b>	3	10:41:37.446	1:58.733	43.620	39.036	36.077
19	12:36:29.629	1:54.620	43.224	37.559	33.837	4	10:43:39.226	2:01.780	45.231	40.382	36.167
p20	12:38:30.081	2:00.452	42.803	<b>36.718</b>		5	10:45:36.965	1:57.739	43.456	38.770	35.513
21	12:41:03.704	2:33.623		37.496	34.421	6	10:47:34.980	1:58.015	43.263	39.520	35.232
22	12:42:56.460	1:52.756	41.954	36.767	34.035	7	10:49:31.443	1:56.463	43.105	38.543	34.815
p23	12:44:57.367	2:00.907	42.517	37.829		8	10:51:33.117	2:01.674	44.172	40.173	37.329
<b>(6969) TADIC Ivo</b>						9	10:53:32.877	1:59.760	42.702	38.435	38.623
1	9:37:44.626	2:16.104	50.154	44.935	41.015	10	10:55:28.447	1:55.570	42.803	37.854	34.913
2	9:40:00.313	2:15.687	51.064	44.803	39.820	11	10:57:21.891	<b>1:53.444</b>	42.242	<b>37.194</b>	<b>34.008</b>
3	9:42:13.005	2:12.692	50.592	43.886	38.214	p12	10:59:22.734	2:00.843	<b>41.859</b>	38.667	
4	9:44:22.557	2:09.552	48.492	42.924	38.136	<b>(33) DREIER Chiara</b>					
5	9:46:33.352	2:10.795	48.686	42.419	39.690	1	11:26:08.663	2:14.583	50.890	44.002	39.691
6	9:48:49.054	2:15.702	49.557	42.583	43.562	2	11:28:20.392	2:11.729	50.619	42.620	38.490
7	9:50:59.303	2:10.249	48.365	42.964	38.920	3	11:30:33.185	2:12.793	49.546	43.241	40.006
8	9:53:09.698	2:10.395	48.169	43.497	38.729	4	11:32:43.172	2:09.987	49.580	42.234	38.173
9	9:55:17.178	2:07.480	47.566	42.276	37.628	5	11:34:50.756	2:07.584	48.907	40.879	37.798
10	9:57:24.206	2:07.028	46.875	42.257	37.896	6	11:36:58.116	2:07.360	48.592	41.073	37.695
11	9:59:32.353	2:08.147	48.242	41.691	38.214	7	11:39:02.808	2:04.692	47.507	40.130	37.055
p12	10:01:40.871	2:08.518	46.577	41.390		8	11:41:05.661	2:02.853	46.820	39.864	36.169
						9	11:43:06.666	2:01.005	46.051	39.131	35.823

SZ Racing


09.10.2024.

Grobnik 4,168 km

Qualifying

9.10.2024. 09:00

Qualifying started at 9:00:00



Lap	Time of Day	Lap Tm	S1 Tm	S2 Tm	S3 Tm	Lap	Time of Day	Lap Tm	S1 Tm	S2 Tm	S3 Tm
10	11:45:07.566	2:00.900	45.742	39.325	35.833	12	10:12:19.025	2:15.511	50.951	44.357	40.203
p11	11:47:21.860	2:14.294	47.369	41.333		13	10:14:33.266	2:14.241	50.869	43.650	39.722
12	12:14:39.262	27:17.402		38.725	35.450	p14	10:16:51.549	2:18.283	50.405	43.179	
13	12:16:42.619	2:03.357	45.478	40.658	37.221	15	10:40:34.192	23:42.643		43.259	40.691
14	12:18:43.531	2:00.912	45.675	39.030	36.207	16	10:42:46.804	2:12.612	49.591	42.999	40.022
15	12:20:42.844	1:59.313	44.944	38.074	36.295	17	10:45:03.081	2:16.277	49.919	46.304	40.054
16	12:22:42.667	1:59.823	46.591	37.713	35.519	18	10:47:15.398	2:12.317	50.875	42.098	39.344
17	12:24:43.541	2:00.874	44.215	41.203	35.456	19	10:49:23.783	2:08.385	47.481	41.994	38.910
18	12:26:40.044	1:56.503	43.775	37.902	<b>34.826</b>	20	10:51:33.347	2:09.564	48.572	42.290	38.702
19	12:28:36.988	1:56.944	43.945	37.930	35.069	p21	10:53:44.373	2:11.026	47.777	41.681	
20	12:30:33.654	1:56.666	43.811	37.265	35.590	22	12:14:52.396	2:21:08.023		41.136	38.178
21	12:32:29.899	<b>1:56.245</b>	<b>43.604</b>	37.134	35.507	23	12:16:56.727	2:04.331	46.656	39.763	37.912
22	12:34:26.743	1:56.844	44.057	37.306	35.481	24	12:19:07.795	2:11.068	46.897	42.146	42.025
p23	12:36:28.152	2:01.409	44.096	<b>36.490</b>		25	12:21:16.185	2:08.390	48.938	41.720	37.732
<b>(34) MATTERSBERGER Thomas</b>						26	12:23:19.698	<b>2:03.513</b>	<b>46.343</b>	39.587	37.583
1	9:12:27.733	2:17.606	51.060	44.816	41.730	27	12:25:25.846	2:06.148	46.527	42.145	<b>37.476</b>
2	9:14:41.425	2:13.692	50.018	42.726	40.948	28	12:27:31.022	2:05.176	46.872	39.930	38.374
3	9:16:54.302	2:12.877	48.993	42.516	41.368	p29	12:29:38.084	2:07.062	46.490	<b>39.337</b>	
4	9:19:09.200	2:14.898	54.609	40.931	39.358	<b>(66) ASCHAUER Bruno</b>					
p5	9:21:19.616	2:10.416	47.474	40.873		1	9:51:21.704	2:30.565	58.480	48.443	43.642
6	10:30:01.665	2:08:42.049		40.200	38.292	2	9:53:46.402	2:24.698	53.362	47.917	43.419
7	10:32:04.269	2:02.604	45.352	39.528	37.724	3	9:56:09.979	2:23.577	54.441	46.378	42.758
8	10:34:07.535	2:03.266	45.317	39.603	38.346	4	9:58:32.817	2:22.838	52.550	47.305	42.983
9	10:36:10.443	2:02.908	45.552	39.203	38.153	p5	10:00:57.593	2:24.776	52.417	45.746	
10	10:38:12.893	2:02.450	44.946	38.353	39.151	6	10:46:26.815	45:29.222		49.712	49.708
11	10:40:15.613	2:02.720	46.895	38.323	37.502	7	10:48:49.705	2:22.890	55.494	45.703	41.693
12	10:42:15.601	1:59.988	44.295	37.924	37.769	8	10:51:13.376	2:23.671	53.140	46.747	43.784
p13	10:44:16.918	2:01.317	44.161	38.217		9	10:53:32.815	2:19.439	53.015	46.061	40.363
14	11:49:30.361	2:05:13.443		38.798	37.577	10	10:55:44.145	2:11.330	48.581	42.880	39.869
15	11:51:30.191	1:59.830	44.085	38.105	37.640	11	10:57:57.211	2:13.066	48.490	44.178	40.398
16	11:53:29.919	1:59.728	43.969	38.286	<b>37.473</b>	12	11:00:10.747	2:13.536	50.020	43.269	40.247
17	11:55:29.390	1:59.471	43.999	37.784	37.688	13	11:02:19.402	2:08.655	48.082	41.874	38.699
18	11:57:28.634	<b>1:59.244</b>	<b>43.902</b>	37.694	37.648	14	11:04:27.688	2:08.286	48.731	41.411	<b>38.144</b>
p19	11:59:32.834	2:04.200	44.102	<b>37.551</b>		p15	11:06:47.408	2:19.720	49.627	42.980	
<b>(833) REISINGER Florian</b>						16	12:42:17.257	2:35:29.849		45.181	46.127
p1	10:43:38.935	2:29.337	52.537	46.462		17	12:44:30.670	2:13.413	50.949	41.757	40.707
2	10:47:26.946	3:48.011		40.996	38.034	18	12:46:38.215	2:07.545	47.659	41.012	38.874
3	10:49:29.755	2:02.809	<b>44.902</b>	41.309	36.598	19	12:48:45.451	2:07.236	47.251	41.101	38.884
4	10:51:34.524	2:04.769	45.651	39.763	39.355	20	12:50:54.844	2:09.393	49.014	41.086	39.293
5	10:53:36.214	<b>2:01.690</b>	46.306	<b>39.112</b>	<b>36.272</b>	21	12:53:01.959	2:07.115	47.057	41.109	38.949
6	10:55:57.846	2:21.632	51.910	45.040	44.682	22	12:55:08.153	2:06.194	46.809	40.848	38.537
7	10:58:17.421	2:19.575	51.259	45.040	43.276	23	12:57:13.508	<b>2:05.355</b>	46.934	<b>40.012</b>	38.409
8	11:00:37.237	2:19.816	52.641	44.490	42.685	p24	12:59:25.786	2:12.278	<b>45.956</b>	40.931	
p9	11:02:55.701	2:18.464	50.419	43.548		<b>(13) GSCWENDTNER Romana</b>					
<b>(806) HOFER Reinhard</b>						1	10:43:54.773	2:33.633	58.613	49.041	45.979
1	12:19:36.625	2:08.356	48.207	41.411	38.738	2	10:46:25.711	2:30.938	55.495	47.827	47.616
p2	12:21:48.673	2:12.048	47.768	41.732		3	10:48:49.206	2:23.495	53.712	46.317	43.466
3	12:25:31.698	3:43.025		41.802	38.311	4	10:51:13.064	2:23.858	53.173	46.919	43.766
4	12:27:35.778	2:04.080	47.053	39.284	37.743	5	10:53:34.923	2:21.859	52.967	45.260	43.632
5	12:29:39.438	2:03.660	46.594	39.788	<b>37.278</b>	6	10:55:57.122	2:22.199	52.746	45.097	44.356
6	12:31:41.980	<b>2:02.542</b>	45.873	39.211	37.458	7	10:58:16.770	2:19.648	51.479	44.960	43.209
p7	12:33:47.011	2:05.031	<b>45.671</b>	<b>38.354</b>		8	11:00:35.698	2:18.928	52.783	44.465	41.680
<b>(2) DAUM Michael</b>						9	11:02:51.690	2:15.992	51.038	42.933	42.021
1	9:45:46.797	2:20.623	53.112	45.583	41.928	p10	11:05:13.865	2:22.175	52.054	43.750	
p2	9:48:09.049	2:22.252	52.369	44.635		11	11:09:39.332	4:25.467		41.742	39.292
3	9:51:22.064	3:13.015		47.444	43.366	12	11:11:46.884	2:07.552	47.538	41.323	38.691
4	9:53:43.385	2:21.321	53.568	47.472	40.281	13	11:13:53.364	<b>2:06.480</b>	<b>47.074</b>	<b>41.006</b>	38.400
5	9:55:58.984	2:15.599	50.765	44.376	40.458	14	11:16:01.332	2:07.968	47.820	41.475	38.673
6	9:58:15.572	2:16.588	51.516	43.934	41.138	15	11:18:08.123	2:06.791	47.276	41.445	38.070
7	10:00:32.695	2:17.123	51.425	45.161	40.537	p16	11:20:22.032	2:13.909	47.165	41.370	
8	10:02:49.347	2:16.652	51.522	44.014	41.116	17	12:09:06.704	48:44.672		45.531	42.037
9	10:05:05.384	2:16.037	51.107	44.269	40.661	18	12:11:23.328	2:16.624	50.001	44.888	41.735
p10	10:07:24.642	2:19.258	50.090	44.232		19	12:13:39.656	2:16.328	50.874	43.788	41.666
11	10:10:03.514	2:38.872		43.142	40.255	20	12:15:53.356	2:13.700	50.031	43.595	40.074
						21	12:18:09.251	2:15.895	49.365	45.314	41.216
						22	12:20:25.441	2:16.190	49.057	47.790	39.343

# SZ Racing


09.10.2024.

Grobnik 4,168 km

Qualifying

9.10.2024. 09:00

Qualifying started at 9:00:00



Lap	Time of Day	Lap Tm	S1 Tm	S2 Tm	S3 Tm
23	12:22:36.622	2:11.181	48.901	43.205	39.075
24	12:24:47.256	2:10.634	48.640	42.783	39.211
25	12:26:57.708	2:10.452	48.745	41.818	39.889
26	12:29:10.311	2:12.603	49.273	43.696	39.634
27	12:31:20.142	2:09.831	48.612	41.660	39.559
28	12:33:27.637	2:07.495	48.038	41.465	<b>37.992</b>
p29	12:35:46.492	2:18.855	48.872	42.645	

Lap	Time of Day	Lap Tm	S1 Tm	S2 Tm	S3 Tm
-----	-------------	--------	-------	-------	-------

(105) RUEZHOFER Manfred

1	12:16:52.653	2:22.392	53.637	44.723	44.032
2	12:19:07.224	<b>2:14.571</b>	<b>48.874</b>	<b>43.811</b>	41.886
3	12:21:22.021	2:14.797	48.905	44.789	<b>41.103</b>
4	12:23:39.731	2:17.710	51.351	44.961	41.398
5	12:25:57.267	2:17.536	50.873	45.262	41.401
6	12:28:14.465	2:17.198	50.425	44.692	42.081
7	12:30:34.444	2:19.979	51.360	46.411	42.208
8	12:32:55.173	2:20.729	51.065	47.313	42.351
p9	12:35:26.798	2:31.625	52.761	48.743	

(84) KAMPL Mario

1	9:44:45.704	2:25.980	55.498	47.940	42.542
2	9:47:12.307	2:26.603	54.743	48.895	42.965
3	9:49:34.707	2:22.400	54.423	47.072	40.905
4	9:51:56.275	2:21.568	52.700	46.194	42.674
p5	9:54:30.677	2:34.402	55.444	48.313	
6	9:58:50.653	4:19.976		47.082	40.883
7	10:01:08.776	2:18.123	51.259	45.892	40.972
p8	10:03:32.560	2:23.784	51.015	45.355	
9	10:38:10.368	34:37.808		47.523	38.597
10	10:40:27.281	2:16.913	51.821	45.505	39.587
11	10:42:43.784	<b>2:16.503</b>	52.394	44.700	39.409
12	10:45:00.725	2:16.941	52.426	45.571	38.944
p13	10:47:28.249	2:27.524	53.520	45.730	
14	12:56:57.770	!:09:29.521		42.880	<b>37.587</b>
p15	12:59:17.365	2:19.595	<b>47.547</b>	<b>41.643</b>	

(220) HOFER Ricarda

1	12:20:34.096	2:36.023	57.052	51.987	46.984
2	12:23:07.558	2:33.462	56.874	50.478	46.110
p3	12:25:43.319	2:35.761	56.258	49.975	
4	12:55:05.539	29:22.220		47.890	<b>44.010</b>
5	12:57:29.758	<b>2:24.219</b>	52.637	47.372	44.210
p6	12:59:57.991	2:28.233	<b>51.790</b>	<b>47.204</b>	