

16. PREMANTURA XCO 2012. ELITE

UTRKA
Lap times

Seq	Num	Hour	Lap	Time
-----	-----	------	-----	------

1 EBERL Filip

1				START
2	1	[START]		
79	1	14:08.5	1	14:08.5
150	1	29:03.0	2	14:54.4
236	1	49:59.1	3	20:56.1
282	1	1h05:12.5	4	15:13.4
330	1	1h20:32.9	5	15:20.3
362	1	1h35:43.4	6	15:10.4

2 NOVAK Jiří

1				START
3	2	[START]		
77	2	14:07.2	1	14:07.2
149	2	28:35.0	2	14:27.8
202	2	42:38.2	3	14:03.1
255	2	57:16.4	4	14:38.1
306	2	1h12:15.0	5	14:58.6
342	2	1h26:27.9	6	14:12.8

3 GEHBAUER Robert

1				START
4	3	[START]		
80	3	14:49.3	1	14:49.3
151	3	29:58.4	2	15:09.1
209	3	44:38.0	3	14:39.6
261	3	59:51.1	4	15:13.1
313	3	1h14:53.8	5	15:02.6
351	3	1h29:56.7	6	15:02.9

5 LOISL Markus

1				START
5	5	[START]		
85	5	15:18.4	1	15:18.4
156	5	30:46.5	2	15:28.1
217	5	46:34.4	3	15:47.8
269	5	1h02:26.5	4	15:52.1
323	5	1h18:09.5	5	15:42.9
357	5	1h33:47.3	6	15:37.8

6 RAMETSTEINER Roman

1				START
6	6	[START]		
94	6	15:44.4	1	15:44.4
155	6	30:46.0	2	15:01.5

7 LOVŠE Matej

1				START
7	7	[START]		
93	7	15:43.8	1	15:43.8
164	7	31:28.0	2	15:44.2
219	7	47:11.3	3	15:43.3

Seq	Num	Hour	Lap	Time
-----	-----	------	-----	------

272	7	1h03:03.2	4	15:51.8
324	7	1h18:55.3	5	15:52.1
358	7	1h35:02.1	6	16:06.7

8 VIDOVIĆ Saša

1				START
8	8	[START]		
90	8	15:38.0	1	15:38.0
166	8	31:38.5	2	16:00.4
225	8	47:32.9	3	15:54.3
275	8	1h03:46.8	4	16:13.9
327	8	1h19:52.4	5	16:05.5
364	8	1h36:07.0	6	16:14.6

9 MEZGEC Luka

1				START
9	9	[START]		
83	9	15:10.3	1	15:10.3
152	9	30:08.4	2	14:58.0
212	9	45:04.4	3	14:56.0
263	9	1h00:07.3	4	15:02.8
315	9	1h15:22.2	5	15:14.9
354	9	1h33:17.5	6	17:55.2

10 KERKEZ Vladimir

1				START
10	10	[START]		
105	10	16:28.4	1	16:28.4
168	10	32:20.0	2	15:51.6
230	10	48:37.5	3	16:17.4
283	10	1h05:30.9	4	16:53.4
336	10	1h23:35.0	5	18:04.0
372	10	1h42:59.3	6	19:24.3

11 BUDIN Matjaž

1				START
11	11	[START]		
81	11	15:08.5	1	15:08.5
159	11	30:55.5	2	15:47.0

12 PODRIČNIK Blaž

1				START
12	12	[START]		
112	12	17:30.9	1	17:30.9
179	12	34:45.3	2	17:14.3
242	12	52:10.9	3	17:25.5
298	12	1h09:29.6	4	17:18.6
346	12	1h27:24.8	5	17:55.2

13 LJUBIČIĆ Nenad

1				START
---	--	--	--	-------

Seq	Num	Hour	Lap	Time
-----	-----	------	-----	------

13	13	[START]		
119	13	18:15.6	1	18:15.6
189	13	37:02.0	2	18:46.3
252	13	56:15.8	3	19:13.8
317	13	1h15:52.6	4	19:36.8

14 ROSET Pavao

1				START
14	14	[START]		
89	14	15:37.2	1	15:37.2

15 KRIVONOG Nace

1				START
15	15	[START]		
86	15	15:22.1	1	15:22.1
162	15	31:13.8	2	15:51.7
221	15	47:13.3	3	15:59.4
273	15	1h03:17.9	4	16:04.6

16 ČERNILOGAR Nejc

1				START
16	16	[START]		
91	16	15:38.7	1	15:38.7
165	16	31:38.0	2	15:59.3
223	16	47:30.7	3	15:52.7
279	16	1h04:41.9	4	17:11.2
332	16	1h21:58.6	5	17:16.6
366	16	1h39:08.7	6	17:10.1

17 BREGOVIĆ Zoran

1				START
17	17	[START]		
126	17	19:33.9	1	19:33.9
196	17	39:07.3	2	19:33.4
260	17	59:45.7	3	20:38.4

18 ŠAFRAN Branimir

1				START
18	18	[START]		
118	18	18:11.0	1	18:11.0
185	18	36:18.6	2	18:07.5
247	18	54:08.5	3	17:49.9
305	18	1h12:02.7	4	17:54.1
349	18	1h29:53.7	5	17:51.0


19 PILSKI Milo

1				START
19	19	[START]		
106	19	16:40.8	1	16:40.8
175	19	33:50.8	2	17:09.9
239	19	51:11.0	3	17:20.2

16. PREMANTURA XCO 2012. ELITE

UTRKA

Lap times



Seq	Num	Hour	Lap	Time
297	19	1h09:23.7	4	18:12.7
344	19	1h27:04.8	5	17:41.0

20 PERIKLIS Ilias

1				START
20	20	[START]		
97	20	15:52.4	1	15:52.4
153	20	30:08.5	2	14:16.1
208	20	44:07.5	3	13:58.9
259	20	58:14.5	4	14:07.0
307	20	1h12:15.5	5	14:01.0
340	20	1h26:15.0	6	13:59.5

21 VODOPIVEC Luka

1				START
21	21	[START]		
99	21	16:08.5	1	16:08.5
170	21	32:30.6	2	16:22.1
234	21	49:17.2	3	16:46.5
284	21	1h05:45.4	4	16:28.2
333	21	1h22:42.9	5	16:57.4
369	21	1h39:55.2	6	17:12.3

22 HALZER Miha

1				START
22	22	[START]		
104	22	16:25.9	1	16:25.9
172	22	33:16.9	2	16:51.0
237	22	50:12.0	3	16:55.0
290	22	1h07:22.8	4	17:10.8
374	22	1h46:08.9	5	38:46.0

24 BARTÁK Tomáš

1				START
23	24	[START]		
88	24	15:35.1	1	15:35.1
161	24	31:12.0	2	15:36.9
224	24	47:30.7	3	16:18.7

25 BOHATA Tomáš

1				START
24	25	[START]		
82	25	15:08.8	1	15:08.8
158	25	30:54.5	2	15:45.6
220	25	47:12.2	3	16:17.7
274	25	1h03:23.7	4	16:11.4
326	25	1h19:51.9	5	16:28.1
363	25	1h35:53.8	6	16:01.9

26 OLIVA Vittorio

1				START
25	26	[START]		
96	26	15:51.9	1	15:51.9
169	26	32:28.8	2	16:36.9

Seq	Num	Hour	Lap	Time
232	26	49:09.5	3	16:40.7
288	26	1h06:31.7	4	17:22.1
337	26	1h23:58.6	5	17:26.8
370	26	1h40:23.6	6	16:24.9

27 PENNA Mattia

1				START
26	27	[START]		
95	27	15:49.3	1	15:49.3
163	27	31:19.9	2	15:30.5
215	27	46:29.9	3	15:10.0
267	27	1h01:55.6	4	15:25.7
321	27	1h17:38.3	5	15:42.7
356	27	1h33:36.3	6	15:58.0

28 GEHBAUER Alexander

1				START
27	28	[START]		
101	28	16:13.9	1	16:13.9
154	28	30:33.0	2	14:19.1
211	28	45:04.0	3	14:30.9
262	28	59:52.4	4	14:48.4
320	28	1h16:43.4	5	16:50.9
355	28	1h33:33.3	6	16:49.9

29 SKUZIN Matej

1				START
28	29	[START]		
110	29	17:26.2	1	17:26.2
183	29	35:22.2	2	17:56.0
246	29	53:22.5	3	18:00.2
310	29	1h12:39.2	4	19:16.7

30 ŠIMČIK Bruno

1				START
29	30	[START]		
127	30	19:42.7	1	19:42.7
198	30	40:20.2	2	20:37.4
266	30	1h01:31.4	3	21:11.2

31 ŠUJEVIĆ Robi

1				START
30	31	[START]		
84	31	15:17.4	1	15:17.4
157	31	30:53.0	2	15:35.6
216	31	46:34.0	3	15:40.9
270	31	1h02:46.8	4	16:12.7
325	31	1h18:55.9	5	16:09.1
359	31	1h35:11.5	6	16:15.6

32 CHUBUKOV Nikita

1				START
31	32	[START]		
108	32	17:08.8	1	17:08.8

Seq	Num	Hour	Lap	Time
182	32	35:21.6	2	18:12.7
244	32	52:41.7	3	17:20.1
299	32	1h09:34.4	4	16:52.7
339	32	1h26:08.3	5	16:33.8

33 ANDREEV Dmitry

1				START
32	33	[START]		
111	33	17:27.3	1	17:27.3
190	33	37:43.5	2	20:16.1

34 VUKOVIĆ Petar

1				START
33	34	[START]		
114	34	17:46.9	1	17:46.9
188	34	36:39.3	2	18:52.3
254	34	56:50.6	3	20:11.3
319	34	1h16:35.5	4	19:44.8

35 URŠIČ Blaž

1				START
34	35	[START]		
100	35	16:13.9	1	16:13.9
171	35	33:05.9	2	16:51.9
235	35	49:43.9	3	16:38.0
287	35	1h06:29.5	4	16:45.5
335	35	1h23:04.7	5	16:35.1
368	35	1h39:39.4	6	16:34.7

36 GAMS Primož

1				START
35	36	[START]		
107	36	17:07.8	1	17:07.8
180	36	34:45.6	2	17:37.8
241	36	52:08.9	3	17:23.2

37 GERGŐ Meggyesi

1				START
36	37	[START]		
98	37	15:52.3	1	15:52.3


38 FUCHS Andreas

1				START
37	38	[START]		
103	38	16:17.6	1	16:17.6
177	38	34:34.5	2	18:16.9
243	38	52:25.4	3	17:50.8
300	38	1h09:59.3	4	17:33.8
347	38	1h28:03.3	5	18:04.0

39 BRAIDOT Stefano

1				START

16. PREMANTURA XCO 2012. ELITE
UTRKA
Lap times



Seq	Num	Hour	Lap	Time
38	39	[START]		
92	39	15:40.5	1	15:40.5
167	39	31:50.7	2	16:10.2
229	39	48:09.7	3	16:19.0
281	39	1h05:12.6	4	17:02.8
334	39	1h22:47.2	5	17:34.6
367	39	1h39:21.4	6	16:34.2

40 TURK Filip

1				START
39	40	[START]		
87	40	15:23.3	1	15:23.3
160	40	30:56.2	2	15:32.8
231	40	48:46.7	3	17:50.5
296	40	1h09:18.5	4	20:31.8
343	40	1h27:04.4	5	17:45.8

41 SIROTIĆ Sanjin

1				START
40	41	[START]		
102	41	16:14.7	1	16:14.7
174	41	33:49.4	2	17:34.7
238	41	50:31.9	3	16:42.4
286	41	1h06:16.3	4	15:44.4
338	41	1h24:12.7	5	17:56.3
373	41	1h43:14.6	6	19:01.9

42 SMIRNOV Ivan

1				START
41	42	[START]		
78	42	14:07.6	1	14:07.6
148	42	28:34.7	2	14:27.0
204	42	43:09.2	3	14:34.4
258	42	57:55.1	4	14:45.9
311	42	1h12:45.0	5	14:49.9
353	42	1h30:32.0	6	17:46.9

100 TEŽAK Zorana

1				START
69	100	[START]		
142	100	21:07.1	1	21:07.1
214	100	42:53.3	2	21:46.2
291	100	1h04:58.3	3	22:05.0
352	100	1h27:21.4	4	22:23.1
379	100	1h49:16.0	5	21:54.5

101 TEŽAK Gorana

1				START
70	101	[START]		
143	101	22:12.7	1	22:12.7
227	101	45:04.3	2	22:51.6
303	101	1h08:42.0	3	23:37.6
360	101	1h32:29.9	4	23:47.9
380	101	1h57:45.0	5	25:15.1

Seq	Num	Hour	Lap	Time
-----	-----	------	-----	------

102 WIEDNER Stephanie

1				START
71	102	[START]		

103 KIRŠIĆ Andrea

1				START
72	103	[START]		
137	103	19:37.3	1	19:37.3
205	103	40:12.7	2	20:35.4
277	103	1h01:25.2	3	21:12.5
341	103	1h23:18.3	4	21:53.0
378	103	1h45:33.9	5	22:15.6

104 ZUPAN Ana

1				START
73	104	[START]		
134	104	18:32.7	1	18:32.7
200	104	38:01.2	2	19:28.4
265	104	57:44.0	3	19:42.8
331	104	1h18:01.8	4	20:17.7
371	104	1h38:37.6	5	20:35.8

106 FERENČIĆ Antonela

1				START
74	106	[START]		
138	106	20:46.4	1	20:46.4
207	106	41:55.1	2	21:08.6
285	106	1h03:51.2	3	21:56.0

107 TURK Ana

1				START
75	107	[START]		
146	107	23:20.9	1	23:20.9
278	107	1h01:36.5	2	38:15.6

108 ANOSHINA Ekaterina

1				START
76	108	[START]		
131	108	17:45.8	1	17:45.8
195	108	35:47.7	2	18:01.8
256	108	54:25.2	3	18:37.4
318	108	1h13:25.2	4	19:00.0
361	108	1h32:36.8	5	19:11.5

110 ALDAKUSHKINA Alexandra

1				START
42	110	[START]		
136	110	20:36.1	1	20:36.1
201	110	40:33.6	2	19:57.4
271	110	1h00:50.9	3	20:17.2

Seq	Num	Hour	Lap	Time
-----	-----	------	-----	------

111 FILIPPOVA Marina

1				START
43	111	[START]		
139	111	21:29.3	1	21:29.3
213	111	43:50.4	2	22:21.1
293	111	1h06:28.0	3	22:37.5

201 ŘEHÁK Vít

1				START
44	201	[START]		

202 VOMÁČKO Václav

1				START
45	202	[START]		
120	202	16:43.0	1	16:43.0
184	202	33:56.3	2	17:13.2
245	202	51:22.1	3	17:25.8
301	202	1h08:38.4	4	17:16.2

204 BANOVIĆ Krešimir

1				START
46	204	[START]		
145	204	23:51.8	1	23:51.8
218	204	45:09.8	2	21:17.9
316	204	1h13:32.5	3	28:22.7

205 RUSAN Antonio

1				START
47	205	[START]		
133	205	19:17.7	1	19:17.7
203	205	41:05.2	2	21:47.4
280	205	1h02:44.6	3	21:39.3
345	205	1h25:10.5	4	22:25.9

206 RADOŠ Marko

1				START
48	206	[START]		
141	206	21:49.3	1	21:49.3
226	206	45:35.7	2	23:46.3
309	206	1h10:24.5	3	24:48.8


207 TITOV Evgeniy

1				START
49	207	[START]		
109	207	15:24.5	1	15:24.5
173	207	31:21.8	2	15:57.2
233	207	47:15.7	3	15:53.9
294	207	1h06:45.0	4	19:29.2

208 RUSALOVSKIY Arkady

1				START

16. PREMANTURA XCO 2012. ELITE
UTRKA
Lap times



Seq	Num	Hour	Lap	Time
50	208	[START]		
117	208	16:09.9	1	16:09.9
178	208	32:45.5	2	16:35.5
251	208	52:40.4	3	19:54.9
312	208	1h10:52.5	4	18:12.0

209 KRASNOV Alexander

1			START	
51	209	[START]		
116	209	16:07.1	1	16:07.1

210 ORLOV Vladimir

1			START	
52	210	[START]		
121	210	16:52.1	1	16:52.1
186	210	34:29.4	2	17:37.3
250	210	52:30.7	3	18:01.2
375	210	1h45:49.4	4	53:18.7

211 VLADYKIN Roman

1			START	
53	211	[START]		
115	211	16:06.7	1	16:06.7
181	211	32:46.3	2	16:39.6
240	211	49:52.7	3	17:06.4
295	211	1h06:54.1	4	17:01.4

212 FEDORAKHIN Kirill

1			START	
54	212	[START]		
123	212	17:05.2	1	17:05.2
276	212	1h02:24.2	2	45:18.9

213 TOMAŠEV Alen

1			START	
55	213	[START]		
124	213	17:23.1	1	17:23.1

214 GRUJIĆ Matko

1			START	
56	214	[START]		
130	214	18:02.7	1	18:02.7

215 BERCEL Meggyesi

1			START	
57	215	[START]		
144	215	23:32.7	1	23:32.7
206	215	41:40.6	2	18:07.8
268	215	1h00:00.2	3	18:19.6
329	215	1h18:25.3	4	18:25.0

Seq	Num	Hour	Lap	Time
216 MIŠIĆ Valentino				
1			START	
58	216	[START]		
140	216	21:34.4	1	21:34.4
222	216	45:17.0	2	23:42.5
308	216	1h10:19.5	3	25:02.5

217 KOTNIK Tomaž

1			START	
59	217	[START]		
147	217	24:46.6	1	24:46.6
228	217	46:05.9	2	21:19.3
292	217	1h06:25.1	3	20:19.2
348	217	1h27:28.4	4	21:03.2

218 RAČKI Miroslav

1			START	
60	218	[START]		
125	218	17:30.9	1	17:30.9
193	218	35:58.1	2	18:27.1
253	218	54:47.0	3	18:48.9
314	218	1h13:16.3	4	18:29.3

219 RESMAN Josip

1			START	
61	219	[START]		

220 RIGO Paolo

1			START	
62	220	[START]		
122	220	17:05.4	1	17:05.4
187	220	34:38.8	2	17:33.4
248	220	52:17.8	3	17:38.9
304	220	1h09:48.7	4	17:30.9

221 BERTIĆ Dražen

1			START	
63	221	[START]		
128	221	17:58.5	1	17:58.5
197	221	37:23.1	2	19:24.5

222 KROŽNJAK Edi

1			START	
64	222	[START]		
135	222	19:58.8	1	19:58.8
210	222	42:54.8	2	22:55.9
289	222	1h05:21.6	3	22:26.8
350	222	1h27:56.5	4	22:34.9

223 DIMIĆ Gregor

1			START	

Seq	Num	Hour	Lap	Time
65	223	[START]		
113	223	15:32.9	1	15:32.9
176	223	31:56.7	2	16:23.8
249	223	52:20.9	3	20:24.1
302	223	1h09:04.2	4	16:43.3

224 KADIVEC Blaž

1			START	
66	224	[START]		

225 TEPINA Rok

1			START	
67	225	[START]		
129	225	18:01.9	1	18:01.9
194	225	36:39.8	2	18:37.8
257	225	55:44.1	3	19:04.3
322	225	1h15:50.7	4	20:06.6

226 TOMAC Silvije

1			START	
68	226	[START]		
132	226	19:10.4	1	19:10.4
199	226	38:42.9	2	19:32.5
264	226	58:18.0	3	19:35.0
328	226	1h18:14.8	4	19:56.8